



JANUARY  
**2025**  
Supersedes July 2024



OFFICE STAR®  
PRODUCTS

# LIST PRICER

SPACE® • PRO•LINE II®  
OSP® FURNITURE • WORK SMART®



## Table of Contents

Chair Finder .....	4-5	Space® Seating Warranty Information.....	192
Fabrics and Finishes .....	178-189	Pro•Line II® Warranty Information .....	192
General Information .....	190	Work Smart® and General Warranty Information .....	193
OSP® Furniture Lounge, Office Seating and Casegoods Warranty Information.....	191	Multi Purpose Table and Chair Warranty Information .....	193
		Seating Feature Information .....	194



13 Series .....	7
15 Series .....	7
23 and 24 Series .....	7
25 Series .....	8
<b>27 Series (New)</b> .....	<b>8</b>
32 Series .....	9
36 Series (3680 series).....	9
5200W Series .....	17
55 Series -Includes 5500® series .....	10-12
57 Series/5700 Series.....	12-13
63 Series .....	13-14
67 Series .....	14
68 Series .....	14
75 Series (Big and Tall) .....	14-15
86 Series (REVV®).....	16-17
Pulsar Series.....	17-18
93 Series (9333E Deluxe Conference) .....	17
317 Series .....	18
317W Series .....	18
327 Series .....	10
515 Series .....	10
521 Series .....	18
<b>529R Series (New)</b> .....	<b>19</b>
<b>639 Series (New)</b> .....	<b>15-16</b>
818 and 818A Series.....	20-21
867 Series .....	20
889 Series .....	19
Options .....	21
Fabrics and Backs .....	21
Space Arms.....	22



<b>Systems IN STOCK</b> .....	<b>23-32</b>
<b>ENGAGE™</b> .....	<b>33-37</b>
<b>Systems Made-To-Order</b> .....	<b>38-39</b>
Sonoma .....	41-43
Kenwood .....	44-46
Townsend.....	47-49
Tuxedo.....	50-57
<b>Napa (New)</b> .....	<b>58-69</b>
Lodi.....	70-71
Multipurpose (matches Napa & Lodi laminates) .....	72-74
OSP ASCEND II™ Electric Height Adjustable Tables .....	75-82
P.H.A.T. (Pneumatic Height Adjustable Tables) .....	83-85
Folding/Nesting Training Tables .....	86-90
Pace.....	91-93
<b>Metal Files, Storage &amp; Pedestals (New)</b> .....	<b>94-97</b>
Casegood Details.....	98-100



39200's Big and Tall .....	101-102
69227 Big & Tall Series .....	102
Deluxe Executive Bonded Leather .....	102
Silver Ion Technology* Fabrics .....	102-103
ProX996 Series .....	104
HR3 Series .....	105

**pro·line II**  
(continued)

71100 Series (New).....	105
EM65151HR-3/EMM65151HR-3 Series .....	105-106
SPX Series .....	106
8200 Top Grain Leather .....	106-107
Polypropylene Flexible Back .....	107
Executive Ergonomic .....	107-108
ProGrid® Series -including ProGrid® White Series .....	108-112
69300's Soft Frame Chairs (New) .....	112
Air Mist Series (92555) .....	111
Visitor's Chairs .....	112-116
Folding/Nesting Chairs (New) .....	116-117
Options .....	118
ProGrid® Mesh Folding Chairs.....	118
Power Station (New).....	118
Height Adjustable Tables (New).....	118
Prado Collection (New) .....	119-120

**work smart**

Custom Fabric Lounge Seating .....	122-125
Modular Lounge.....	125-126
Collections .....	127-133
Accent Seating- Metal/Upholstered (New) .....	134-135
Wood Guest Seating (NAP/KEN/SON Series).....	136-137
Accent Seating - Wood/Upholstered .....	138-141
Wood Guest Seating (WD Series) .....	140-141
Occasional Tables .....	141-143
Ventilated Seating (New).....	144-149
Ergonomic Seating .....	149-150
Executive Ergonomic Seating.....	151
Pneumatic Task Chairs .....	151
Healthcare.....	151-153
Executive Seating	
• Big & Tall / Bonded Leather .....	153
• Bonded Leather .....	154-155
• Bonded Leather / Coated Finish .....	155-156
• Faux Leather / Chrome Base .....	156-157
• Faux Leather / Gold Base .....	158
• Faux Leather / Nylon Base .....	158-159
Guest Chairs .....	159
Traditional Seating .....	160-161
Drafting Chairs.....	163-165
Visitor's Chairs .....	165
Stacking Chairs .....	166-167
Folding Chairs.....	167-169
Self-Skinned Urethane Seating (New) .....	169-171
Options .....	171
Folding Resin Multi Purpose Tables and Chairs .....	172-174
Caddies .....	175
◆ Light Duty Seating .....	176-177

**FABRICS**

A Grade Fabrics .....	178-181
B Grade Fabrics .....	181-185
C Grade Fabrics .....	186
R Grade Fabrics .....	187
In-Stock Fabrics .....	188-189

All natural wood products are subject to variations in color finishes from different manufacturers and may not exactly match with each other.

All Measurements and Weights are nominal.

Prices subject to change without notice.

Items marked with ⚙ are TAA compliant.

All items are stocked in our California warehouses unless otherwise noted.

Items marked with ■ are New Jersey, Texas or Kentucky stocking items.

## Space®

13-37N1P3.....	7
13-37N20D.....	7
13-37N30D.....	7
13-V44N1WA.....	7
15-37A720D.....	7
23-77N1F2.....	7
32-E33P918P.....	9
32-E33P918PHL.....	9
32-E3371F3.....	9
32-E3371F3HL.....	9
55-7N17.....	10
63-11A653R.....	13
63-11A653RHM.....	13
63-37A773HM.....	13
63-E3T17C63C.....	14
63-E37A773HL.....	14
67-37N1G5.....	14
67-E36N61R5.....	14
75-7A773.....	14
75-37A773.....	15
75-47A773.....	15
75-77A753.....	15
75-A773.....	15
86-M22C625R.....	16
86-M33BN2W.....	16
86-M33C625R.....	17
86-M34C625R.....	17
86-M39C625R.....	17
317-66C61F6.....	18
317W-W1C1F2W.....	18
317W-W11C1F2W.....	18
327-E36C61F6.....	10
327-E36C61F6HL.....	10
335-E37P918P.....	18
515-77N1F2.....	10
515-F37N1F2.....	10
521-3T1P96A8.....	18
521-E3TG1N668PR.....	18
529R-3R2N1F2.....	19
529R-R22N1F2.....	19
639-3T1763.....	15
639-F3T1N48P.....	16
639-F3T1N48PHX.....	16
639-T11N48P.....	16
639-T11N48PHX.....	16
639-T11763.....	15
818-11G9C18P.....	20
818-31G9C18P.....	20
818-41G9C18P.....	20
818A-11P9C1A8.....	20
818A-41P9C1A8.....	21
867-B26N64R.....	20
867-B36N64R.....	20
867-E36N64R.....	20
889-3TW1N1421W.....	19
889-7TG1N4421G.....	19
889-E3T17C63C.....	19
889-T11N6421R.....	19
2300.....	8
2400E.....	8
2787R.....	8
3680.....	9
5200W.....	17
5500®.....	11
5500D.....	11
5500SL.....	11
5505.....	11
5540.....	11
5560.....	11
5565.....	12
5700E®.....	12
5700SL.....	12
5705E.....	12
5790D.....	12
5790E.....	13
6876.....	14
9333E.....	17
25004.....	8
27008.....	8
27876R.....	8
36806.....	9
55247SM-231.....	10
55403.....	12
57906E.....	13
63247SM-231.....	13
A15.....	21
A27WA.....	21
CG50.....	21
EHRL006.....	21
HRL818.....	21
HRM003.....	21
HRM818.....	21
HRX818.....	21
SW70.....	21
SW392.....	21, 117, 171
8610.....	115
8620.....	115
8640.....	116
8672R.....	114
8810W.....	109
8840W.....	109
28174.....	108
29024.....	108
39200.....	101
39203.....	102
54666.....	107
62200C.....	103
62201C.....	103
62205C.....	103
69227-3M.....	102
69330.....	112
69333.....	109
69340.....	112
69349.....	116
69350.....	116
69353.....	109
69393.....	108
71142-3.....	105
71142HR-3.....	105
71142M-3.....	105
71142MHR-3.....	105
81308.....	118
83220.....	117
83730T.....	112
83750C.....	112
84220.....	117
84330.....	117
84440.....	117
84510.....	113
84540.....	113
84710.....	116
84720.....	116
84740.....	116
85640.....	113
85670.....	113
86710R.....	115
86724R.....	114
86725R.....	114
86740R.....	115
88627C.....	113, 114
88657C.....	114
88710C.....	113
90662.....	110
92343.....	110
92553.....	111
92555.....	111
92583.....	112
92892.....	110
92893.....	110
93720.....	111
95672.....	110
95673.....	110
97720.....	112
97720C.....	111
97898CBK.....	107
97898CGY.....	107
97898CWH.....	107
98341.....	109
98344.....	109
98346.....	111
99661W.....	104
99662C.....	104
99662CDB.....	104
99663B.....	104
99666S.....	104
99667T.....	104
920350C.....	102
920351C.....	103
AM2030B.....	119
CG60.....	117
ECH620636-EC2.....	102
ECH620636-EC3.....	102
ECH620867-EC2.....	102
ECH620867-EC3.....	102
EM65151HR-3.....	105
EMM65151HR-3.....	106
HB4GLIDE.....	85
HM90B.....	117
HM91B.....	117
HM91W.....	117
HR31W.....	105
HR33B.....	105
HR36S.....	105
PAS311-36.....	118
PMO4823.....	118
PMO4825WCF.....	118
PMO6024.....	118
PRD3DF.....	119
PRD42RT.....	120
PRD2415.....	120
PRD3048D.....	119
PRD3060.....	119
PRD3060D.....	119
PRD3230.....	120
PRD3248.....	120
PRD3260.....	120
PRD5215.....	120
PRD6024D.....	119
PRD6060LD.....	119
PRDPOW1.....	120
SPX23590C.....	106
SPX23591C.....	106
SPX23592C.....	106
SPX23595C.....	106
STH4848.....	118
SW70.....	117
SW72.....	117

## Work Smart®

04-ARMS-3.....	171
07-ARMS-3.....	171
2907.....	150
3121.....	150
8120.....	151
8180.....	150
33101.....	151
33107.....	151
33320.....	149
33327.....	149
33340.....	149
33347.....	149
36420.....	150
36427.....	150
43808.....	150
69906-2.....	146
83710B.....	159
83720.....	159
ARA.....	135
ATL51.....	123, 130
ATL52.....	123, 130
ATL53.....	123, 130
BC9601.....	152
BC9601HT.....	151
BC9602.....	152
BC9602HT.....	152
BC9603.....	152
BC90222.....	152
BP-DANAC.....	139
BRK.....	135
BT04FA.....	172
BT04Q.....	172
BT04W.....	172
BT5FQW.....	173
BT05Q.....	173
BT06A.....	173
BT6FQ.....	173
BT6FQW.....	173
BT06Q.....	173
BT08Q.....	173
BT22.....	174
BT36.....	173
BT48Q.....	173
BT60Q.....	173
BT71Q.....	174
CG50.....	171
CG60.....	171
DC420V-3.....	177

## Pro•line II®

2817.....	108
2902.....	108
7250.....	103
7251.....	103
8200.....	106
8201.....	107
8455.....	115
8511.....	107
8512.....	108



DC430 .....	163	EM69200PN .....	147	FLH24981-U1 .....	159	PAC51 ..122, 127, 128,	STC3410 .....	153, 166
DC517 .....	163	EM69202N .....	147	FLH24987-U6 .....	159	.....129	STC3440 .....	153, 166
DC517V .....	164	EM69203C .....	147	FLW36C .....	143	PAC52... 122, 127, 128,	STC8300 .....	167
DC550 .....	164	EM91027-3 .....	148	FLWA2140 .....	142	.....129	STC8302 .....	167
DC630 .....	164	EM91027C-3 .....	148	FLWA9300 .....	142	PAC53 ..122, 127, 128,	SW70 .....	171
DC640 .....	164	EM96809C-3 .....	145	FLWT433 .....	142	.....129	SW72 .....	171
DC800 .....	164	EM98910-3 .....	149	FT6634 .....	172	PC-02 .....	TC102 .....	175
DC940 .....	164	EM98910C-3 .....	149	FT6635 .....	172	PC-03 .....	TC103 .....	175
DC2990 .....	165	EM98958-3 .....	144	GNA50400 .....	134	PC-15F .....	TC104 .....	175
DC2990V .....	165	EM98958HR-3 .....	145	KCM1420 .....	176	PC-54 .....	TC106 .....	175
DC8309C .....	167	EMH6921C-EC3 ...	148	KCW773 .....	176	PCT-05 .....	TC8860 .....	175
DC8658C .....	167	EMH69216-3M .....	148	KCW778 .....	176	PKF .....	TEX220 .....	160
DCY69006 .....	165	EMH69216-U6 .....	148	KEN77LCH .....	137	PPR .....	TEX228 .....	160
DTN .....	140	EMM98958-3 .....	145	KEN77MAH .....	137	QT3965 .....	TEX232 .....	160
DVS51 .....	140	EMM98958HR-3 ...	145	KEN79LCH .....	137	QT7894 .....	TEX234 .....	160
EC1283C-EC3 .....	153	EMW60020CHR-2 ...	146	KEN79MAH .....	137	RLY26-WH .....	TEX280-3 .....	160
EC3393 .....	177	EMW60020CHR-3 ...	146	KH206 .....	169	SC117 .....	THP .....	135
EC4300 .....	151	EMW96809C-3 .....	145	KH503 .....	169	SF8471 .....	TV230-3 .....	161
EC4350 .....	151	ETN .....	138	KH81303 .....	170	SF8472 .....	TV230-JT4 .....	161
EC5162 .....	154	EX35 .....	165	KH81303MX .....	170	SF8473 .....	TV231-3 .....	161
EC6583 .....	154	EX1098-3M .....	153	KH81310TX .....	170	SHE .....	TV231-JT4 .....	161
EC9230 .....	154	EX22851C .....	157	KH81313 .....	169	SK-5 .....	TV233 .....	161
EC9231 .....	155	FC8000NB .....	168	KH81313CX .....	170	SK-7 .....	TWN300L-3 .....	160
EC9235 .....	155	FC8000NBG .....	168	KH81375MX .....	170	SL2271 .....	V4410 .....	152, 165
EC22070 .....	177	FC8000NP .....	168	KH81391 .....	171	SL2272 .....	V4420 .....	153, 165
EC90200 .....	154	FC8000NS .....	168	KH81392 .....	171	SL2273 .....	WD380 .....	140
EC91150 .....	154	FC8100NP .....	168	KH81393 .....	171	SL2811 .....	WD383 .....	140
EC93580 .....	154	FC8100NS .....	168	KH813037 .....	170	SL2812 .....	WD387 .....	141
ECH8967K5-EC1 ...	155	FC8483-231 .....	167	KH813137 .....	169	SL2813 .....	WD388 .....	141
ECH8967R5-EC3 ...	155	FC8487-231 .....	167	LN3618 .....	143	SL2911S-U6 .....	WDN51 .....	140
ECH17051-EC21 ...	156	FF-22124M .....	169	LN3620 .....	143	SL2912S-U6 .....	WST09 .....	143
ECH17056-EC3 .....	156	FF-22324M .....	169	LN3630 .....	143	SL2913S-U6 .....	WST09-BK .....	143
ECH17057-EC42 ...	156	FF-23124V .....	169	LRL .....	134	SL4411R .....	WST09-WH .....	143
ECH38615A-EC1 ...	155	FF-23324V .....	169	LS5387AL .....	134	SL4422R .....	WST12 .....	143
ECH38665A-EC3 ...	155	FL660 .....	158	MG0920R-BK .....	142	SL4433R .....	WST12-BK .....	143
ECH52601-EC1 .....	155	FL1327C .....	156	MG0920R-NB .....	141	SL5601 .....	WST12-WH .....	143
ECH52601-EC21 ...	155	FL9097 .....	158	MG0920R-WH .....	142	SL5602 .....	WST51A .....	125
ECH52607-EC3 .....	155	FL10274 .....	159	MG0922S-BK .....	142	SL5603 .....	WST51C .....	126
ECH52607-EC42 ...	155	FL13785 .....	158	MG0922S-NB .....	141	SL8471 .....	WST51LF .....	125
ECH67707-EC3 .....	156	FL22991G .....	158	MG0922S-WH .....	142	SL8472 .....	WST51N .....	125
ECH67707-EC42 ...	156	FL23591G .....	158	MG1230R-BK .....	142	SL8473 .....	WST51P .....	126
ECH75137-EC2 .....	156	FL38610 .....	159	MG1230R-NB .....	141	SL50551 .....	WST51RF .....	126
ECH75137-EC3 .....	156	FL38610C .....	157	MG1230R-WH .....	142	SL50552 .....		
ECH95297BT-EC3 ...	153	FL38640 .....	159	MG1242S-BK .....	142	SON77CHY .....		
EM2910 .....	177	FL38640C .....	157	MG1242S-NB .....	141	SON79CHY .....		
EM2910V .....	177	FL61903C .....	156	MGR1242S-WH .....	142	ST203 .....		
EM35206-EC3 .....	148	FL80228AL .....	134	MLE .....	135	ST205 .....		
EM51022N .....	148	FL80228B .....	134	MSN .....	139	ST215 .....		
EM60020CHR-3 ...	145	FL80287C .....	156	MST51 .....	124, 139	ST217 .....		
EM60926P .....	146	FL90071C .....	157	MST52 .....	124, 139	ST235V-3 .....		
EM60926PWH .....	146	FL91201 .....	158	MST53 .....	124, 139	ST428V-3 .....		
EM60926WH .....	146	FL92011C .....	157	MST55 .....	138	STC865 .....		
EM60930 .....	147	FL92017C .....	157	NAP91 .....	136	STC3030 .....		
EM60930C .....	147	FLH5969AL .....	134	NAP95 .....	136	STC3030C30 .....		
EM60946HR-3 .....	146	FLH5974BK .....	134	NAP97 .....	136	STC3230 .....		

*Space® Seating leads the industry by offering innovative, ergonomic seating solutions for commercial environments. Made with the highest quality standards and equipped with the latest multi-functional capabilities, Space® Seating will exceed expectations at an impressive price point. Includes a limited lifetime warranty.*



**639-T11763**




**639-3T1763**



**13-37N1P3** Deluxe Air Grid® Back Chair with Mesh Seat, Cantilever Arms and Angled Nylon Base


**Overall Size:** 28.5W x 24D x 37.75-41.75H  
**Seat:** 19.25W x 20.75D x 2.75T **Back:** 20W x 19.25H **Seat Range:** 18.75 - 22.75  
**Arms to Floor:** 26.75 **Carton Wt:** 38 **UPS:** Yes **COM:** 1 yd.  
**Carton:** 27L x 26W x 13H **Cube:** 5.28  
**Options:** SW392 **Features:** 1, 4, 7, 8, 9 **Control:** 2-to-1 Synchro Tilt  
**Notes:** Available in Fun Colors - see page 179.  
 Patent#: USD540081 S1

Fabric	List Price
Air Grid® Back & Black Mesh Seat	625.00
 (Seat only)	660.00
Dillon/A Fabric	695.00



**13-37N20D** Deluxe Air Grid® Back Drafting Chair with Black Mesh Seat, Adjustable Footring and Nylon Base

**Overall Size:** 28.75W x 26.25D x 45.75-51H  
**Seat:** 19.5W x 19.5D x 3.5T **Back:** 20W x 18.75H **Seat Range:** 27.25-32.25  
**Arms to Floor:** N/A **Carton Wt:** 36 **UPS:** Yes **COM:** 1 yd.  
**Carton:** 28L x 26W x 13H **Cube:** 5.47  
**Options:** A15 Arms, CG50, SW70 **Features:** 1, 4 **Control:** Pneumatic Seat Height  
**Notes:** Available in Fun Colors - see page 179. Patent#: USD540081 S1

Fabric	List Price
Air Grid® Back & Black Mesh Seat	580.00
 (Seat only)	610.00
Dillon/A Fabric	645.00



**13-37N30D** Deluxe Air Grid® Back Drafting Chair with Black Mesh Seat, Dual Function Control, Adjustable Footring and Angled Nylon Base

**Overall Size:** 28.75W x 26D x 38.75-46.25H  
**Seat:** 19.5W x 20D x 4T **Back:** 20W x 18H **Seat Range:** 20.5-28  
**Arms to Floor:** N/A **Carton Wt:** 40 **UPS:** Yes **COM:** N/A  
**Carton:** 28L x 26W x 13H **Cube:** 5.47  
**Options:** A15 Arms, CG50, SW70 **Features:** 1, 4, 11 **Control:** Dual Function  
**Notes:** Patent#: USD540081 S1

Fabric	List Price
Air Grid® Back and Black Mesh Seat	675.00



**13-V44N1WA** Deluxe Chair with VeraFlex® Back 2-to-1 Synchro Tilt Control and 2-Way Adjustable Arms

**Overall Size:** 28.5W x 24.25D x 37.75-42H  
**Seat:** 19.25W x 19.5D x 3T **Back:** 20.25W x 17.75H **Seat Range:** 19.5-22.75  
**Arms to Floor:** 25 **Carton Wt:** 40 **UPS:** 44 **COM:** N/A  
**Carton:** 27L x 26W x 13H **Cube:** 5.28  
**Options:** SW392 **Features:** 1, 4, 7, 8, 9 **Control:** 2-to-1 Synchro Tilt  
**Notes:** KY In-Stock: 13-V44N1WA. Patent#: USD540081 S1

Fabric	List Price
13-V44N1WA Charcoal VeraFlex® Seat and Back	650.00



**23-77N1F2** Professional Dark Air Grid® Back and Seat Manager's Chair with Adjustable Flip Arms, Adjustable Lumbar and Nylon Base

**Overall Size:** 27.5W x 26D x 41.5 - 45.5H  
**Seat:** 21.5W x 19.75D x 3T **Back:** 22.5W x 24.25H **Seat Range:** 18.5-22.5  
**Arms to Floor:** 25.5 **Carton Wt:** 47 **UPS:** Yes **COM:** N/A  
**Carton:** 31L x 26W x 12H **Cube:** 5.59  
**Options:** CG50, SW70 **Features:** 1, 4, 7, 8, 9 **Control:** 2-to-1 Synchro Tilt  
**Notes:**

Fabric	List Price
Air Grid® Seat and Back	625.00



**15-37A720D** Dual Layer Air Grid® Back Drafting Chair with Black Mesh Seat, Adjustable Footring and Industrial Steel Finish Base

**Overall Size:** 28.5W x 25.5D x 50.25-55.25H  
**Seat:** 21.5W x 20D x 4T **Back:** 20.5W x 22.5H **Seat Range:** 29-34.25  
**Arms to Floor:** N/A **Carton Wt:** 46 **UPS:** Yes **COM:** N/A  
**Carton:** 31L x 26W x 13H **Cube:** 6.06  
**Options:** A27WA Arms, CG50, SW70 **Features:** 1, 4 **Control:** Pneumatic Seat Height  
**Notes:** Big and Tall 325 lbs. Rating **Optional A27WA Arms Available**  
 Patent#: USD540579 S1

Fabric	List Price
Dual Layer Dark Air Grid® Back and Black Mesh Seat	730.00
<b>Big &amp; Tall 325 lbs.</b>	

**23, 24, 25 and 27 Series**



**2300** Breathable Mesh Back and Mesh Seat Manager's Chair with Adjustable Arms, Adjustable Lumbar and Industrial Steel Finish Base

**Overall Size:** 26.75W x 25.5D x 42-46H  
**Seat:** 19W x 19.5D x 1.75T **Back:** 22W x 24.25H **Seat Range:** 18.75-22.75  
**Arms to Floor:** 25.5 **Carton Wt:** 48 **UPS:** Yes **COM:** N/A  
**Carton:** 31L x 26W x 12H **Cube:** 5.59  
**Options:** CG50, SW70 **Features:** 1, 4, 7, 8, 9 **Control:** 2-to-1 Synchro Tilt  
**Notes:** Patent#: USD486657 S1

Fabric	List Price
Breathable Mesh Back and Black Mesh Seat	720.00



**2400E** Breathable Mesh Back and Bonded Leather Seat Manager's Chair with Adjustable Arms, Adjustable Lumbar and Industrial Steel Finish Base

**Overall Size:** 27W x 26D x 42-46H  
**Seat:** 19.25W x 20D x 2.5T **Back:** 20.75W x 23.75H **Seat Range:** 19.25-23.25  
**Arms to Floor:** 25.5 **Carton Wt:** 48 **UPS:** Yes **COM:** N/A  
**Carton:** 31L x 26W x 12H **Cube:** 5.59  
**Options:** CG50, SW70 **Features:** 1, 4, 7, 8, 9 **Control:** 2-to-1 Synchro Tilt  
**Notes:** 2400E Replaces 2400

Fabric	List Price
Breathable Mesh Back and Black Bonded Leather Seat	750.00



**25004** Breathable Mesh Back and Mesh Seat Manager's Chair with Headrest, Adjustable Arms, Adjustable Lumbar and Industrial Steel Finish Base

**Overall Size:** 28.75W x 26D x 51.75-57H  
**Seat:** 21.25W x 20.5D x 4.25T **Back:** 20.5W x 24.25H **Seat Range:** 20.25-23.25  
**Arms to Floor:** 26.25 **Carton Wt:** 59 **UPS:** Yes **COM:** N/A  
**Carton:** 37L x 26W x 13H **Cube:** 7.23  
**Options:** CG50, SW70 **Features:** 1, 4, 6, 8, 9 **Control:** Mid-Pivot Knee Tilt  
**Notes:** Patent#: USD481879 S1

Fabric	List Price
Breathable Mesh Back and Black Mesh Seat	1025.00

**27 Series**



**2787R** Breathable Mesh Seat and Back Executive Chair w/Top Grain Leather Trim, Adjustable Lumbar Support, Height-Adjustable Flip Arms, Industrial Steel Finish Base

**Overall Size:** 28.75W x 28.25D x 42.5-45.25H  
**Seat:** 21.5W x 20D **Back:** 20.5W x 23H **Seat Range:** 19.75-22.5  
**Arms to Floor:** 26.75 **Carton Wt:** 55 **UPS:** Yes **COM:** N/A  
**Carton:** 32L x 26W x 14H **Cube:** 6.74  
**Options:** CG50, SW70 **Features:** 1, 4, 6, 8, 9 **Control:** Mid-Pivot Knee Tilt  
**Notes:** Patent#: US20040262975 A1. **REPLACES** 2787.  
**Now Featuring New Flip Arms**

Fabric	List Price
Breathable Mesh Seat and Back with Black Leather Trim	1265.00



**27008** Breathable Mesh Back and Leather Seat Manager's Chair with Headrest, Adjustable Arms, Adjustable Lumbar and Industrial Steel Finish

**Overall Size:** 28.75W x 26D x 51.75-57H  
**Seat:** 21.25W x 20.5D x 4.25T **Back:** 20.5W x 24.25H **Seat Range:** 20.25-23.25  
**Arms to Floor:** 26.25 **Carton Wt:** 59 **UPS:** Yes **COM:** N/A  
**Carton:** 37L x 26W x 13H **Cube:** 7.23  
**Options:** CG50, SW70 **Features:** 1, 4, 6, 8, 9 **Control:** Mid-Pivot Knee Tilt  
**Notes:** Patent#: USD486656 S1

Fabric	List Price
Breathable Mesh Back and Black Leather Seat with Black Leather Trim	1265.00



**27876R** Breathable Mesh Seat and Back Executive Chair w/Top Grain Leather Trim, Adjustable Headrest and Lumbar Support, Height-Adjustable Flip Arms, Industrial Steel Finish Base

**Overall Size:** 28.75W x 28.25D x 48.25-54.25H  
**Seat:** 21.5W x 20D **Back:** 20.5W x 23H **Seat Range:** 19.75-22.5  
**Arms to Floor:** 26.75 **Carton Wt:** 59 **UPS:** Yes **COM:** N/A  
**Carton:** 37L x 26W x 13H **Cube:** 7.23  
**Options:** CG50, SW70 **Features:** 1, 4, 6, 8, 9 **Control:** Mid-Pivot Knee Tilt  
**Notes:** Patent#: US20040262975 A1. **REPLACES** 27876.  
**Now Featuring New Flip Arms**

Fabric	List Price
Breathable Mesh Seat and Back with Black Leather Trim	1425.00





**32-E3371F3** Bonded Leather Seat and Back Manager's Chair with 4-Way Adjustable Flip Arms and Industrial Steel Finish Base

**Overall Size:** 28.75W x 26.75D x 41.5-45.75H  
**Seat:** 20.5W x 19D x 3.5T **Back:** 21W x 22.5H x 1.5T **Seat Range:** 19-23.25  
**Arms to Floor:** 26.75 **Carton Wt:** 45 **UPS:** Yes **COM:** N/A  
**Carton:** 32L x 26W x 14H **Cube:** 6.74  
**Options:** CG50, SW70 **Features:** 1, 4, 7, 8, 9 **Control:** 2-to-1 Synchro Tilt  
**Notes:** REPLACES 2900

Fabric	List Price
Black Bonded Leather Seat and Back	875.00

Fabric	List Price
Black Bonded Leather Seat and Back	1010.00



**32-E3371F3HL** Bonded Leather Seat and Back Executive Chair with Adjustable Headrest, 4-Way Adjustable Flip Arms and Industrial Steel Finish Base

**Overall Size:** 28.75W x 29D x 53.25-56H  
**Seat:** 20.5W x 19D x 3.5T **Back:** 21W x 23H x 1.5T **Seat Range:** 19.5-23.5  
**Arms to Floor:** 26.75 **Carton Wt:** 52 **UPS:** Yes **COM:** N/A  
**Carton:** 37L x 26W x 14H **Cube:** 7.79  
**Options:** CG50, SW70 **Features:** 1, 4, 7, 8, 9 **Control:** 2-to-1 Synchro Tilt  
**Notes:** REPLACES 29008

Fabric	List Price
Black Bonded Leather Seat and Back	910.00

Fabric	List Price
Black Bonded Leather Seat and Back	1045.00



**32-E33P918P** Black Bonded Leather Seat and Back Manager's Chair with Adjustable Arms and Polished Aluminum Finish Base

**Overall Size:** 29.25W x 29D x 41.5-45.75H  
**Seat:** 19.5W x 19.5D x 4T **Back:** 21W x 23.25H x 2T **Seat Range:** 19.25-23.5  
**Arms to Floor:** 26 **Carton Wt:** 55 **UPS:** Yes **COM:** N/A  
**Carton:** 32L x 27W x 14H **Cube:** 7.0  
**Options:** SW392 **Features:** 1, 4, 7, 8, 9 **Control:** 2-to-1 Synchro Tilt  
**Notes:** REPLACES 32-44P918P

Fabric	List Price
Black Bonded Leather Seat and Back	1045.00

Fabric	List Price
Black Bonded Leather Seat and Back	1045.00



**32-E33P918PHL** Black Bonded Leather Seat and Back Executive Chair with Adjustable Headrest, Adjustable Arms and Polished Aluminum Finish Base

**Overall Size:** 27.75W x 29D x 56H  
**Seat:** 19.5W x 20D x 4T **Back:** 21W x 22H **Seat Range:** 17.75-22.25  
**Arms to Floor:** 25 **Carton Wt:** 59 **UPS:** Yes **COM:** N/A  
**Carton:** 31L x 26W x 14H **Cube:** 6.53  
**Options:** SW392 **Features:** 1, 4, 7, 8, 9 **Control:** 2-to-1 Synchro Tilt  
**Notes:** REPLACES 32-44P918PHL

Fabric	List Price
Black Bonded Leather Seat and Back	1045.00

Fabric	List Price
Black Bonded Leather Seat and Back	1045.00

36 Series



**3680** Light Air Grid® Manager's Chair with Black Top Grain Leather Seat, Adjustable Lumbar and Platinum Finish Base

**Overall Size:** 28.5W x 27D x 40.5-45H  
**Seat:** 20W x 20D x 4T **Back:** 21W x 22.5H **Seat Range:** 18.75-23  
**Arms to Floor:** 26.5 **Carton Wt:** 48 **UPS:** Yes **COM:** N/A  
**Carton:** 32L x 26W x 13H **Cube:** 6.25  
**Options:** CG50, SW70 **Features:** 1, 4, 7, 8, 9 **Control:** 2-to-1 Synchro Tilt  
**Notes:** Patent#: US20040262975 A1

Fabric	List Price
Light Air Grid® Back and Black Top Grain Leather Seat and Trim	1050.00

Fabric	List Price
Light Air Grid® Back and Black Top Grain Leather Seat and Trim	1200.00



**36806** Light Air Grid® Back Executive Chair with Black Top Grain Leather Seat, Adjustable Headrest, Adjustable Lumbar and Platinum Finish Base

**Overall Size:** 28.5W x 27D x 46.5-55H  
**Seat:** 20W x 20D x 4T **Back:** 21W x 22H **Seat Range:** 18.75-23  
**Arms to Floor:** 26.5 **Carton Wt:** 58 **UPS:** Yes **COM:** N/A  
**Carton:** 38L x 26W x 13H **Cube:** 7.43  
**Options:** CG50, SW70 **Features:** 1, 4, 7, 8, 9 **Control:** 2-to-1 Synchro Tilt  
**Notes:** Patent#: US20040262975 A1

Fabric	List Price
Light Air Grid® Back and Black Top Grain Leather Seat and Trim	1200.00

Fabric	List Price
Light Air Grid® Back and Black Top Grain Leather Seat and Trim	1200.00



**327, 515 and 55 Series**



**327-E36C61F6** Light Air Grid<sup>®</sup> Back Chair with Padded Bonded Leather Seat, Adjustable Lumbar Support, 4-Way Adjustable Flip Arms, Optional Headrest and Platinum Coated Nylon Base  
**Overall Size:** 24.5W x 24.5D x 41-45.5H  
**Seat:** 20.75W x 20.75D x 4T **Back:** 20.5W x 22.5H **Seat Range:** 19-23.5  
**Arms to Floor:** 26 **Carton Wt:** 45 **UPS:** Yes **COM:** N/A  
**Carton:** 32L x 26W x 13H **Cube:** 6.25  
**Options:** CG50, SW70 **Features:** 1, 4, 7, 8, 9 **Control:** 2-to-1 Synchro Tilt  
**Notes:** Optional Headrest EHRL006

Fabric	List Price
Light Air Grid <sup>®</sup> Back and Black Bonded Leather Seat	940.00



**327-E36C61F6HL** Light Air Grid<sup>®</sup> Back Chair with Padded Bonded Leather Seat, Adjustable Lumbar Support, 4-Way Adjustable Flip Arms, Adjustable Headrest and Platinum Coated Nylon Base  
**Overall Size:** 28W x 28.75D x 48.75-55H  
**Seat:** 20.75W x 19.5D x 4T **Back:** 20.5W x 22.5H **Seat Range:** 19.5 - 23.75  
**Arms to Floor:** 26.5 **Carton Wt:** 47 **UPS:** Yes **COM:** N/A  
**Carton:** 32L x 26W x 13H **Cube:** 6.25  
**Options:** CG50, SW70 **Features:** 1, 4, 7, 8, 9 **Control:** 2-to-1 Synchro Tilt  
**Notes:**

Fabric	List Price
Light Air Grid <sup>®</sup> Back and Black Bonded Leather Seat	1090.00

**515 Series**



**515-F37N1F2** Dark Air Grid<sup>®</sup> Back and Padded Mesh Seat Manager's Chair with Adjustable Plastic Lumbar Support, Height Adjustable Flip Arms and Nylon Base  
**Overall Size:** 28.75W x 25D x 38.75-43H  
**Seat:** 20.5W x 19.5D x 3.75T **Back:** 18.5W x 20.5H **Seat Range:** 19-23  
**Arms to Floor:** 25.75 **Carton Wt:** 41 **UPS:** Yes **COM:** N/A  
**Carton:** 28L x 27W x 13H **Cube:** 5.68  
**Options:** CG50, SW70 **Features:** 1, 4, 7, 8, 9 **Control:** 2-to-1 Synchro Tilt  
**Notes:**

Fabric	List Price
Dark Air Grid <sup>®</sup> Back & Padded Mesh Seat	515.00



**515-77N1F2** Dark Air Grid<sup>®</sup> Back Seat and Back Manager's Chair with Adjustable Plastic Lumbar Support, Height Adjustable Flip Arms and Nylon Base  
**Overall Size:** 28.75W x 25D x 38.75-42H  
**Seat:** 21.5W x 20D **Back:** 18.5W x 20.25H **Seat Range:** 18.5-22.75  
**Arms to Floor:** 25.75 **Carton Wt:** 41 **UPS:** Yes **COM:** N/A  
**Carton:** 28L x 27W x 13H **Cube:** 5.68  
**Options:** CG50, SW70 **Features:** 1, 4, 7, 8, 9 **Control:** 2-to-1 Synchro Tilt  
**Notes:**

Fabric	List Price
Dark Air Grid <sup>®</sup> Seat and Back	615.00

**55 Series**



**55-7N17** Professional Air Grid<sup>®</sup> Back Manager's Chair with Custom Fabric Seat, Adjustable Arms and Angled Nylon Base  
**Overall Size:** 28.75W x 25.25D x 38-42.25H  
**Seat:** 20.5W x 19.5D x 3.5T **Back:** 20.5W x 18.5H **Seat Range:** 18.75-23  
**Arms to Floor:** 25.5 **Carton Wt:** 38 **UPS:** Yes **COM:** 1 yd  
**Carton:** 27L x 26W x 14H **Cube:** 5.68  
**Options:** SW392 **Features:** 1, 4, 7, 8, 9 **Control:** 2-to-1 Synchro Tilt  
**Notes:** Custom for Model 5500<sup>®</sup>  
 Patent#: USD510488 S1



Fabric	List Price
Air Grid <sup>®</sup> Back and Custom Fabric Seat	
A	550.00
B	580.00
C	630.00
R	695.00



**55247SM-231** Dark Air Grid<sup>®</sup> Back Task Chair with Memory Foam Black Mesh Seat, Adjustable Angled Arms and Angled Nylon Base. 24/7 High Intensity Use Chair.  
**Overall Size:** 28.5W x 26.5D x 37.75-42H  
**Seat:** 20.5W x 19.25D x 3.5T **Back:** 20.25W x 19H **Seat Range:** 19-23.25  
**Arms to Floor:** 26 **Carton Wt:** 44 **UPS:** Yes **COM:** 1 yd.  
**Carton:** 32L x 26W x 13H **Cube:** 6.25  
**Options:** SW392 **Features:** 1, 4, 7, 8, 9, 15 **Control:** 2-to-1 Synchro Tilt  
**Notes:** Seat Slider

Fabric	List Price
Dark Air Grid <sup>®</sup> Back & Fabric Seat	630.00
Dillon	700.00
300 lb	

**New Color**



**5500**® Air Grid® Back and Black Mesh Seat, Adjustable Angled Arms and Angled Nylon Base

**Overall Size:** 26.5W x 25.25D x 38-42.25H  
**Seat:** 20.5W x 19.5D x 3.5T **Back:** 20.5W x 18.5H **Seat Range:** 18.75-23  
**Arms to Floor:** 25.5 **Carton Wt:** 38 **UPS:** 48 **COM:** 1 yd.  
**Carton:** 27L x 26W x 14H **Cube:** 5.68  
**Options:** SW392 **Features:** 1, 4, 7, 8, 9 **Control:** 2-to-1 Synchro Tilt  
**Notes:** Available in Fun Colors - see page 179. Patent#: USD510488 S1

NJ  
KY  
TX

Fabric	List Price
Air Grid® Back & Black Mesh Seat	515.00
<b>FUN COLORS</b> FABRIC PROGRAM (Seat only)	550.00
Dillon Black -R107	580.00
Dillon	580.00



**5500SL** Air Grid® Back and Black Mesh Seat, Adjustable Angled Arms, Seat Slider and Angled Nylon Base

**Overall Size:** 26.5W x 24.25D x 37-41.25H  
**Seat:** 20W x 19.5D x 3.5T **Back:** 20W x 18.75H **Seat Range:** 18-22.5  
**Arms to Floor:** 25 **Carton Wt:** 47 **UPS:** Yes **COM:** 1 yd.  
**Carton:** 31L x 27W x 13H **Cube:** 6.29  
**Options:** SW392 **Features:** 1, 4, 7, 8, 9, 15 **Control:** 2-to-1 Synchro Tilt  
**Notes:** 3-Position Lock with Anti-Kick Control.  
 Available in Fun Colors - see page 179.

NJ  
TX



Fabric	List Price
Air Grid® Back & Black Mesh Seat	615.00
<b>FUN COLORS</b> FABRIC PROGRAM (Seat only)	650.00
Dillon	685.00
A	650.00
B	685.00
C	725.00
R	765.00

Featuring New Seat Slider



**5500D** Silver Ion Technology\* Dillon Seat and Back Task Chair with Adjustable Angled Arms and Angled Nylon Base.

**Overall Size:** 28.75W x 26.25D x 37.75-42H  
**Seat:** 20.5W x 19.5D x 3.5T **Back:** 20.25W x 19.5H **Seat Range:** 18.75-23  
**Arms to Floor:** 25 **Carton Wt:** 42 **UPS:** Yes **COM:** N/A  
**Carton:** 28L x 26W x 13H **Cube:** 5.47  
**Options:** SW392 **Features:** 1, 4, 7, 8, 9 **Control:** 2-to-1 Synchro Tilt  
**Notes:**

NJ

Fabric	List Price
-R100	595.00
Dillon Lipstick -R103	
Dillon Stratus -R105	
Dillon Blue -R107	
Dillon Black	



**5505** Professional Air Grid® Back Visitor's Chair with Black Mesh Seat, Fixed Arms and Sled Base

**Overall Size:** 24.5W x 25.5D x 37.25H  
**Seat:** 20.5W x 19.5D x 3T **Back:** 20.5W x 18.5H **Seat Range:** 19 Fixed  
**Arms to Floor:** 25.5 **Carton Wt:** 36 **UPS:** Yes **COM:** 1 yd.  
**Carton:** 27L x 24W x 16H **Cube:** 6.0  
**Options:** N/A **Features:** N/A **Control:** N/A  
**Notes:** Available in Fun Colors - see page 179. Patent#: USD510488 S1

NJ  
KY  
TX



Fabric	List Price
Air Grid® Back & Black Mesh Seat	465.00
A	500.00
B	555.00
C	600.00
R	675.00



**5540** Air Grid® Back and Mesh Seat Manager's Chair with Adjustable Angled Arms, Adjustable Lumbar and Angled Nylon Base

**Overall Size:** 28.75W x 28.5D x 41.5-45.75H  
**Seat:** 21.75W x 19.5D x 4.25T **Back:** 20.5W x 23.25H **Seat Range:** 18.75-23  
**Arms to Floor:** 25.25 **Carton Wt:** 44 **UPS:** Yes **COM:** N/A  
**Carton:** 32L x 26W x 13H **Cube:** 6.25  
**Options:** HRM003, SW392 **Features:** 1, 4, 7, 8, 9 **Control:** 2-to-1 Synchro Tilt  
**Notes:** Patent#: US20040262975 A1

NJ  
KY  
TX

Fabric	List Price
Air Grid® Back and Black Mesh Seat and Trim	670.00



**5560** Air Grid® Seat and Back Manager's Chair with Adjustable Angled Arms and Angled Nylon Base

**Overall Size:** 28.75W x 26.5D x 38-42H  
**Seat:** 20.5W x 21D **Back:** 20.5W x 19.75H **Seat Range:** 18.75-22.75  
**Arms to Floor:** 25.75 **Carton Wt:** 42 **UPS:** Yes **COM:** N/A  
**Carton:** 28L x 26W x 13H **Cube:** 5.47  
**Options:** SW392 **Features:** 1, 4, 7, 8, 9 **Control:** 2-to-1 Synchro Tilt  
**Notes:** Patent#: USD510488 S1

NJ  
KY  
TX

Fabric	List Price
Air Grid® Seat and Back	615.00

**55 and 57 Series**



**5565** Air Grid® Seat and Back Visitor's Chair with Adjustable Angled Arms and Sled Base

**Overall Size:** 26.5W x 27D x 37.75H  
**Seat:** 20.5W x 21D **Back:** 20.5W x 19H **Seat Range:** 19 Fixed  
**Arms to Floor:** 26 **Carton Wt:** 40 **UPS:** Yes **COM:** N/A  
**Carton:** 26L x 23W x 16H **Cube:** 5.53  
**Options:** N/A **Features:** N/A **Control:** N/A  
**Notes:** Patent#: USD510488 S1

Fabric	List Price
Air Grid® Seat and Back	600.00



**55403** Air Grid® Back and Mesh Seat Manager's Chair with Adjustable Headrest, Adjustable Angled Arms, Adjustable Lumbar and Angled Nylon Base

**Overall Size:** 27W x 27.75D x 47.75 - 56.25H  
**Seat:** 22W x 19.25D x 4.25T **Back:** 20.75W x 29.75H **Seat Range:** 18.75 - 23  
**Arms to Floor:** 25.25 **Carton Wt:** 47 **UPS:** Yes **COM:** N/A  
**Carton:** 37L x 26W x 13H **Cube:** 7.23  
**Options:** SW392 **Features:** 1, 4, 7, 8, 9 **Control:** 2-to-1 Synchro Tilt  
**Notes:** Patent#: US20040262975 A1

Fabric	List Price
Air Grid® Back and Black Mesh Seat and Trim	795.00

**57 Series**



**5700E®** Air Grid® Back and Black Bonded Leather Seat Manager's Chair with Adjustable Angled Arms and Angled Nylon Base

**Overall Size:** 28.75W x 26.25D x 37.75-42H  
**Seat:** 20.5W x 19.5D x 4T **Back:** 20.25W x 19.75H **Seat Range:** 19.25-23.5  
**Arms to Floor:** 25.25 **Carton Wt:** 41 **UPS:** Yes **COM:** N/A  
**Carton:** 27L x 26W x 13H **Cube:** 5.28  
**Options:** SW392 **Features:** 1, 4, 7, 8, 9 **Control:** 2-to-1 Synchro Tilt  
**Notes:** REPLACES 5700®

Fabric	List Price
Air Grid® Back and Black Bonded Leather Seat	570.00



**5700SL** Air Grid® Back and Black Bonded Leather Seat Manager's Chair with Adjustable Angled Arms, Seat Slider and Angled Nylon Base

**Overall Size:** 26.5W x 24.25D x 37-41.25H  
**Seat:** 20W x 19.5D x 3.5T **Back:** 20W x 18.75H **Seat Range:** 18.5-22.75  
**Arms to Floor:** 18.5 **Carton Wt:** 47 **UPS:** Yes **COM:** N/A  
**Carton:** 31L x 27W x 13H **Cube:** 6.29  
**Options:** SW392 **Features:** 1, 4, 7, 8, 9, 15 **Control:** 2-to-1 Synchro Tilt  
**Notes:** 3-Position Lock with Anti-Kick Control.

Featuring New Seat Slider

Fabric	List Price
Air Grid® Back and Black Bonded Leather Seat	675.00



**5705E** Professional Air Grid® Back Visitor's Chair with Bonded Leather Seat, Fixed Arms and Sled Base

**Overall Size:** 25W x 25D x 38H  
**Seat:** 19.25W x 19.25D x 3T **Back:** 19W x 20H **Seat Range:** 19 Fixed  
**Arms to Floor:** 26.25 **Carton Wt:** 38 **UPS:** 47 **COM:** N/A  
**Carton:** 26L x 23W x 16H **Cube:** 5.53  
**Options:** N/A **Features:** N/A **Control:** N/A  
**Notes:** REPLACES 5705

Fabric	List Price
Air Grid® Back and Black Bonded Leather Seat	515.00



**5790D** Dark Air Grid® Back and Dillon Silver Ion Technology\* Seat Manager's Chair with Angled Adjustable Height Arms, Adjustable Lumbar Support and Angled Nylon Base

**Overall Size:** 25.75W x 26.25D x 41.75-45.75H  
**Seat:** 19.75W x 19.5D x 4.25T **Back:** 20.5W x 23.5H **Seat Range:** 19.25-23.25  
**Arms to Floor:** 25.5 **Carton Wt:** 45 **UPS:** Yes **COM:** N/A  
**Carton:** 32L x 27W x 13H **Cube:** 6.5  
**Options:** SW392 **Features:** 1, 4, 7, 8, 9 **Control:** 2-to-1 Synchro Tilt  
**Notes:**

Fabric	List Price
Air Grid® Back with Dillon Silver Ion Technology* Seat	795.00
-R107 Dillon Black	



**5790E** Dark Air Grid® Back and Bonded Leather Seat Manager's Chair with Angled Adjustable Height Arms, Adjustable Lumbar Support and Angled Nylon Base

**Overall Size:** 25.75W x 26.25D x 41.75-45.75H  
**Seat:** 19.75W x 19.5D x 4.25T **Back:** 20.5W x 23.5H **Seat Range:** 19.25-23.25  
**Arms to Floor:** 25.5 **Carton Wt:** 45 **UPS:** Yes **COM:** N/A  
**Carton:** 32L x 27W x 13H **Cube:** 6.5  
**Options:** SW392 **Features:** 1, 4, 7, 8, 9 **Control:** 2-to-1 Synchro Tilt  
**Notes:**

Fabric	List Price
Air Grid® Back and Black Bonded Leather Seat	795.00



**57906E** Air Grid® Back and Bonded Leather Seat Manager's Chair with Adjustable Headrest, Adjustable Angled Arms, Adjustable Lumbar and Angled Nylon Base

**Overall Size:** 28.75W x 27.25D x 48-56.25H  
**Seat:** 20W x 19.5D x 4.25T **Back:** 20.75W x 29.5H **Seat Range:** 19-23.25  
**Arms to Floor:** 25.25 **Carton Wt:** 49 **UPS:** Yes **COM:** N/A  
**Carton:** 37L x 26W x 13H **Cube:** 7.23  
**Options:** SW392 **Features:** 1, 4, 7, 8, 9 **Control:** 2-to-1 Synchro Tilt  
**Notes:** REPLACES 57906

Fabric	List Price
Air Grid® Back & Black Bonded Leather Seat & Trim	925.00

63 Series



**63247SM-231** 24/7 Breathable Mesh Manager's Chair with Memory Foam Mesh Seat, Adjustable Lumbar Support, Adjustable Arms and Black Nylon Base. 24/7 High Intensity Use Chair.

**Overall Size:** 29W x 29D x 41-45.5H  
**Seat:** 20.5W x 19.5D x 3.5T **Back:** 21.5W x 23 **Seat Range:** 18.75-23  
**Arms to Floor:** 25.75 **Carton Wt:** 50 **UPS:** Yes **COM:** N/A  
**Carton:** 33L x 26W x 14H **Cube:** 6.95 **Options:** CG50, SW70  
**Features:** 1, 3, 4, 7, 8, 9, 15 **Control:** 2-to-1 Synchro Tilt with Seat Slider  
**Notes:**

Fabric	List Price
Dark Air Grid® Back and Fabric Seat	765.00
 <b>300 lbs.</b>	

Seat Slider



**63-11A653R** Breathable Mesh Seat and Back, 2-Way Adjustable Arms, Adjustable Lumbar and Aluminum Silver Base

**Overall Size:** 29.5W x 26.75D x 42.25 - 46.5H  
**Seat:** 21.5W x 20D **Back:** 21.5W x 22.5H **Seat Range:** 19.75 - 24  
**Arms to Floor:** 25.75 **Carton Wt:** 56 **UPS:** Yes **COM:** N/A  
**Carton:** 31L x 26W x 13H **Cube:** 6.06 **Options:** CG50, SW70  
**Features:** 1, 4, 7, 8, 9 **Control:** Deluxe 2-to-1 w/3-Position Lock  
**Notes:** Patent#: USD543398 S1

Fabric	List Price
Air Grid® Seat and Back	1080.00

**Big & Tall 400 lbs.**



**63-11A653RHM** Breathable Mesh Seat and Back, Adjustable Headrest, 2-Way Adjustable Arms, Adjustable Lumbar and Aluminum Silver Base

**Overall Size:** 29.5W x 26.75D x 48.25 - 57H  
**Seat:** 21.5W x 20D **Back:** 21.5W x 22.5H **Seat Range:** 19.75- 24  
**Arms to Floor:** 25.75 **Carton Wt:** 59 **UPS:** Yes **COM:** N/A  
**Carton:** 37L x 26W x 13H **Cube:** 7.23 **Options:** CG50, SW70  
**Features:** 1, 4, 7, 8, 9 **Control:** Deluxe 2-to-1 w/3-Position Lock  
**Notes:** Patent#: USD543398 S1

Fabric	List Price
Air Grid® Seat and Back	1230.00

**Big & Tall 400 lbs.**



**63-37A773HM** Dual Layer Air Grid® Back and Black Mesh Seat, Adjustable Headrest, 2-Way Adjustable Arms, Adjustable Lumbar and Industrial Steel Finish Base

**Overall Size:** 29W x 29.5D x 48.25 - 55.5H  
**Seat:** 21.75W x 21.25D x 4.75T **Back:** 21.5W x 22.75H **Seat Range:** 19.75-23.75  
**Arms to Floor:** 25.5 **Carton Wt:** 70 **UPS:** Yes **COM:** N/A  
**Carton:** 37L x 26W x 13H **Cube:** 7.23 **Options:** CG50, SW70  
**Features:** 1, 4, 6, 8, 9 **Control:** Mid-Pivot Knee Tilt  
**Notes:** Patent#: USD543398 S1

Fabric	List Price
Dual Layer Air Grid® Back and Black Mesh Seat and Trim	1190.00

**Big & Tall 400 lbs.**



### 63, 67 and 75 Series



**63-E37A773HL** Dual Layer Air Grid<sup>®</sup> Back and Black Bonded Leather Seat, Adjustable Headrest, 2-Way Adjustable Arms, Adjustable Lumbar and Industrial Steel Finish Base

**Overall Size:** 29W x 29.5D x 48.25 - 55.5H  
**Seat:** 21.75W x 21.25D x 4.75T **Back:** 21.5W x 22.75H **Seat Range:** 19.75-23.75  
**Arms to Floor:** 25.5 **Carton Wt:** 70 **UPS:** Yes **COM:** N/A  
**Carton:** 37L x 26W x 13H **Cube:** 7.23 **Options:** CG50, SW70  
**Features:** 1, 4, 6, 8, 9 **Control:** Mid-Pivot Knee Tilt  
**Notes:**

**Big & Tall 400 lbs.**

Fabric	List Price
Dual Layer Air Grid <sup>®</sup> Back and Black Bonded Leather Seat and Trim	1210.00



**63-E3T17C63C** Black Vertical Mesh Back and Black Bonded Leather Seat, Height Adjustable Chrome Arms, Height & Depth Adjustable Lumbar Support & Polished Aluminum Base

**Overall Size:** 26.75W x 26D x 40-44.25H  
**Seat:** 21W x 19.5D x 3.5T **Back:** 21.75W x 23H x 0.5T **Seat Range:** 18-22.25  
**Arms to Floor:** 24.5 **Carton Wt:** 54 **UPS:** Yes **COM:** N/A  
**Carton:** 32L x 26W x 14H **Cube:** 6.74 **Options:** CG50, SW70  
**Features:** 1, 3, 4, 7, 8, 9, 15 **Control:** Deluxe 2-to-1 with Seat Slider  
**Notes:** Optional HRL818 Leather Headrest - see page 21.  
 Patent#: US D534, 398 S

**Featuring New Seat Slider**

Fabric	List Price
Black Vertical Mesh Back and Black Bonded Leather Seat	1080.00

### 67 Series



**67-E36N61R5** Light Air Grid<sup>®</sup> Back and Black Bonded Leather Seat Manager's Chair with 2-to-1 Synchro Tilt, Flip Arms and Angled Platinum Finished Nylon Base

**Overall Size:** 28W x 25.25D x 38.25-42.25H  
**Seat:** 20.5W x 20D x 3.5T **Back:** 19W x 20.25H **Seat Range:** 18.75-23  
**Arms to Floor:** 27.25 **Carton Wt:** 41 **UPS:** Yes **COM:** N/A  
**Carton:** 28L x 26W x 13H **Cube:** 5.47  
**Options:** SW392 **Features:** 1, 4, 7, 8, 9 **Control:** 2-to-1 Synchro Tilt  
**Notes:**

Fabric	List Price
Light Air Grid <sup>®</sup> Back and Black Bonded Leather Seat	650.00



**67-37N1G5** Dark Air Grid<sup>®</sup> Back and Mesh Seat Manager's Chair with 2-to-1 Synchro Tilt, Flip Arms and Angled Nylon Base

**Overall Size:** 28.5W x 26.5D x 38-42H  
**Seat:** 20.5W x 19.5D x 4T **Back:** 19W x 20H **Seat Range:** 19-23  
**Arms to Floor:** 27.5 **Carton Wt:** 42 **UPS:** 46 **COM:** 0.75 yd.  
**Carton:** 28L x 26W x 13H **Cube:** 5.47  
**Options:** SW392 **Features:** 1, 4, 7, 8, 9 **Control:** 2-to-1 Synchro Tilt  
**Notes:**

Fabric	List Price
Air Grid <sup>®</sup> Back and Mesh Seat	630.00
A	665.00
B	740.00
C	785.00
R	870.00



**6876** Professional Dual Function Air Grid<sup>®</sup> Back and Leather Seat Manager's Chair with Adjustable Arms, Adjustable Lumbar and Industrial Steel Finish Base

**Overall Size:** 28.5W x 25.75D x 41-45.25H  
**Seat:** 20.5W x 20.25D x 3.75T **Back:** 21.25W x 22H **Seat Range:** 18.25-22.5  
**Arms to Floor:** 27.25 **Carton Wt:** 57 **UPS:** Yes **COM:** N/A  
**Carton:** 32L x 26W x 14H **Cube:** 6.74  
**Options:** CG50, SW70 **Features:** 1, 4, 8, 9, 11 **Control:** Dual Function  
**Notes:**

Fabric	List Price
Air Grid <sup>®</sup> Back and Leather Seat	1075.00

### 75 Series



**75-7A773** Dual Layer Air Grid<sup>®</sup> Back and Custom Fabric Seat Ergonomic Chair with Adjustable Lumbar Support, 2-Way Adjustable Arms and Industrial Steel Finish Base

**Overall Size:** 28.75W x 27.75D x 42-44.75H  
**Seat:** 22W x 21.75D x 4.25T **Back:** 21.5W x 22.5H **Seat Range:** 19-22  
**Arms to Floor:** 26 **Carton Wt:** 66 **UPS:** Yes **COM:** 1 yds  
**Carton:** 32L x 27W x 14H **Cube:** 7.0  
**Options:** CG50, SW70 **Features:** 1, 4, 6, 8, 9 **Control:** Mid-Pivot Knee Tilt  
**Notes:** Patent#: USD540080 S1

**Big & Tall 400 lbs.**

Fabric	List Price
Dual Layer Dark Air Grid <sup>®</sup> Back and Custom Fabric Seat	
A	1100.00
B	1160.00
C	1220.00
R	1290.00





**75-37A773** Dual Layer Air Grid® Back and Black Mesh Seat Ergonomic Chair with Adjustable Lumbar Support, 2-Way Adjustable Arms and Industrial Steel Finish Base

**Overall Size:** 29.25W x 27D x 42.25-45H  
**Seat:** 21.75W x 21.75D x 4.75T **Back:** 21W x 23H **Seat Range:** 19.5-22.25  
**Arms to Floor:** 25.25 **Weight:** 66 **UPS:** Yes **COM:** N/A  
**Carton:** 32L x 26W x 15H **Cube:** 7.22  
**Options:** CG50, SW70 **Features:** 1, 4, 6, 8, 9 **Control:** Mid-Pivot Knee Tilt  
**Notes:** Patent#: USD540080 S1

**Big & Tall 400 lbs.**

Fabric	List Price
Dual Layer Air Grid® Back and Black Mesh Seat	1050.00



**75-47A773** Dual Layer Air Grid® Back and Black Bonded Leather Seat Ergonomic Chair with Adjustable Lumbar Support, 2-Way Adjustable Arms and Industrial Steel Finish Base

**Overall Size:** 29.25W x 27D x 42.25 - 45H  
**Seat:** 21.75W x 21.75D x 4.75T **Back:** 21W x 23H **Seat Range:** 19.5 - 22.25  
**Arms to Floor:** 25.25 **Carton Wt:** 66 **UPS:** Yes **COM:** N/A  
**Carton:** 32L x 26W x 15H **Cube:** 7.22  
**Options:** CG50, SW70 **Features:** 1, 4, 6, 8, 9 **Control:** Mid-Pivot Knee Tilt  
**Notes:** Patent#: USD540080 S1

**Big & Tall 400 lbs.**

Fabric	List Price
Dual Layer Air Grid® Back and Black Bonded Leather Seat	1100.00



**75-A773** Dillon Black (-R107) Seat and Back Ergonomic Chair with Adjustable Lumbar Support, 2-Way Adjustable Arms and Industrial Steel Finish Base

**Overall Size:** 29.25W x 28D x 42.25 - 45H  
**Seat:** 21.75W x 21.75D x 5T **Back:** 21W x 22.25H **Seat Range:** 20 - 22.75  
**Arms to Floor:** 25.25 **Carton Wt:** 66 **UPS:** Yes **COM:** N/A  
**Carton:** 32L x 26W x 15H **Cube:** 7.22  
**Options:** CG50, SW70 **Features:** 1, 4, 6, 8, 9 **Control:** Mid-Pivot Knee Tilt  
**Notes:** Patent#: USD540080 S1

**NEW**

**Big & Tall 400 lbs.**

Fabric	List Price
Dillon Black (-R107) Seat and Back	1095.00



**75-77A753** Air Grid® Seat and Back Ergonomic Chair with Height-Adjustable Lumbar Support, 2-Way Adjustable Arms and Industrial Steel Finish Base

**Overall Size:** 27.5W x 25D x 42 - 46.5H  
**Seat:** 21.5W x 20.5D **Back:** 21W x 22.5H **Seat Range:** 19.25 - 26.75  
**Arms to Floor:** 26.75 **Carton Wt:** 55 **UPS:** Yes **COM:** N/A  
**Carton:** 31L x 26W x 13H **Cube:** 6.06  
**Options:** CG50, SW70 **Features:** 1, 4, 7, 8, 9 **Control:** Deluxe 2-to-1 w/3-Position Lock  
**Notes:**

**Big & Tall 400 lbs.**

Fabric	List Price
Air Grid® Seat and Back	1050.00

**639 Series**



**639-T11763** Big & Tall Black Vertical Matrix Seat and Back Manager's Chair with Height Adjustable Back, Self-Adjusting Lumbar Support, 2-Way Adjustable Arms with PU Pads and Industrial Steel Finish Base

**Overall Size:** 27.5W x 26D x 41.25 - 48.5H  
**Seat:** 21.75W x 20.75D **Back:** 22W x 20.75H **Seat Range:** 17.5 - 21.75  
**Arms to Floor:** 23.75 **Carton Wt:** 62 **UPS:** Yes **COM:** N/A  
**Carton:** 33L x 27W x 15H **Cube:** 7.73  
**Options:** CG50, SW70 **Features:** 1, 2, 4, 7, 8, 9, 15 **Control:** Synchro Tilt w/3-Position Lock  
**Notes:** 3-Position Lock with Anti-Kick Control.

**NEW**

**Seat Slider**

**Big & Tall 400 lbs.**

Fabric	List Price
Black Vertical Matrix Seat and Back	1075.00



**639-3T1763** Big & Tall Black Vertical Matrix Back and Black Fabric Seat Manager's Chair with Height Adjustable Back, Self-Adjusting Lumbar Support, 2-Way Adjustable Arms with PU Pads, and Industrial Steel Finish Base

**Overall Size:** 27.5W x 26D x 41.25 - 48.5H  
**Seat:** 21.75W x 20.75D x 4.75T **Back:** 22W x 20.75H **Seat Range:** 18.75 - 23.25  
**Arms to Floor:** 24 **Carton Wt:** 66 **UPS:** Yes **COM:** N/A  
**Carton:** 33L x 27W x 16H **Cube:** 8.25  
**Options:** CG50, SW70 **Features:** 1, 2, 4, 7, 8, 9, 15 **Control:** Synchro Tilt w/3-Position Lock  
**Notes:** 3-Position Lock with Anti-Kick Control.

**NEW**

**Seat Slider**

**Big & Tall 400 lbs.**

Fabric	List Price
Black Vertical Matrix Back and Black Fabric Seat	1000.00

**639 and 86 REVV<sup>®</sup> Series**



**639-F3T1N48P** Black Vertical Matrix Back and Black Fabric Seat with Height Adjustable Back, Self-Adjusting Lumbar Support, Height Adjustable Arms, and Black Nylon Base

**Overall Size:** 29W x 26.75D x 40.75 - 48H  
**Seat:** 20W x 20.25D x 4.5T **Back:** 20.5W x 23.75H **Seat Range:** 18.25 - 22.75  
**Arms to Floor:** 24.5 **Carton Wt:** 54 **UPS:** Yes **COM:** N/A  
**Carton:** 32L x 26W x 15H **Cube:** 7.22  
**Options:** CG50, SW70 **Features:** 1, 2, 4, 7, 8, 9, 15 **Control:** 2-to-1 Synchro Tilt  
**Notes:**

**NEW**

**Seat Slider**

Fabric	List Price
Black Vertical Matrix Back and Black Fabric Seat	795.00



**639-F3T1N48PHX** Black Vertical Matrix Back and Black Fabric Seat w/Height Adjustable Back, Self-Adjusting Lumbar Support, Height Adjustable Arms, 2-Way Adjustable Headrest, & Black Nylon Base

**Overall Size:** 29W x 27D x 47.25 - 56.75H  
**Seat:** 20.5W x 20.25D x 4.5T **Back:** 20.5W x 30H **Seat Range:** 18.25 - 22.75  
**Arms to Floor:** 24.5 **Carton Wt:** 56 **UPS:** Yes **COM:** N/A  
**Carton:** 38L x 26W x 15H **Cube:** 8.57  
**Options:** CG50, SW70 **Features:** 1, 2, 4, 7, 8, 9, 15 **Control:** 2-to-1 Synchro Tilt  
**Notes:**

**NEW**

**Seat Slider**

Fabric	List Price
Black Vertical Matrix Back and Black Fabric Seat	945.00



**639-T11N48P** Black Vertical Matrix Seat and Back with Height Adjustable Back, Self-Adjusting Lumbar Support, Height Adjustable Arms, and Black Nylon Base

**Overall Size:** 27.5W x 26.25D x 41 - 48H  
**Seat:** 21.75W x 20.5D **Back:** 22W x 23.5H **Seat Range:** 17 - 21.5  
**Arms to Floor:** 24.25 **Carton Wt:** 52 **UPS:** Yes **COM:** N/A  
**Carton:** 33L x 27W x 15H **Cube:** 7.73  
**Options:** CG50, SW70 **Features:** 1, 2, 4, 7, 8, 9, 15 **Control:** 2-to-1 Synchro Tilt  
**Notes:**

**NEW**

**Seat Slider**

Fabric	List Price
Black Vertical Matrix Seat and Back	875.00



**639-T11N48PHX** Black Vertical Matrix Seat and Back with Height Adjustable Back, Self-Adjusting Lumbar Support, Height Adjustable Arms, 2-Way Adjustable Headrest, and Black Nylon Base

**Overall Size:** 27.5W x 28D x 47.25 - 57H  
**Seat:** 21.75W x 20.5D **Back:** 22W x 23.5H **Seat Range:** 17 - 21.5  
**Arms to Floor:** 24.25 **Carton Wt:** 55 **UPS:** Yes **COM:** N/A  
**Carton:** 38L x 27W x 15H **Cube:** 8.9  
**Options:** CG50, SW70 **Features:** 1, 2, 4, 7, 8, 9, 15 **Control:** 2-to-1 Synchro Tilt  
**Notes:**

**NEW**

**Seat Slider**

Fabric	List Price
Black Vertical Matrix Seat and Back	1025.00

**86 REVV<sup>®</sup> Series**



**86-M22C625R** Self-Adjusting Ice SpaceFlex<sup>®</sup> Back and Shadow Mesh Seat Manager's Chair with Adjustable Arms and Platinum Finish Base

**Overall Size:** 27.25W x 24.5D x 44.25H  
**Seat:** 19.75W x 19D x 4T **Back:** 21W x 21.5H **Seat Range:** 18.75-22.5  
**Arms to Floor:** 25.5 **Carton Wt:** 50 **UPS:** Yes **COM:** N/A  
**Carton:** 32L x 26W x 13H **Cube:** 6.25 **Options:** CG50, SW70  
**Features:** 1, 4, 8, 9, 14 **Control:** Self Adjusting 4-to-1 Synchro-Tilt  
**Notes:** Patent#: USD575969 S1

Fabric	List Price
Ice SpaceFlex <sup>®</sup> Back and Shadow Mesh Seat	870.00

**Self-Adjusting 4-to-1 Synchro-Tilt**



**86-M33BN2W** Self-Adjusting Raven SpaceFlex<sup>®</sup> Back and Raven Mesh Seat Manager's Chair with Adjustable Arms and Nylon Base

**Overall Size:** 27.25W x 24.5D x 44.25H  
**Seat:** 19.75W x 19D x 4T **Back:** 21W x 21.5H **Seat Range:** 18.75-22.5  
**Arms to Floor:** 25.5 **Carton Wt:** 50 **UPS:** Yes **COM:** N/A  
**Carton:** 32L x 26W x 13H **Cube:** 6.25 **Options:** CG50, SW70  
**Features:** 1, 4, 8, 9, 14 **Control:** Self Adjusting 4-to-1 Synchro Tilt  
**Notes:** Patent#: USD575969 S1

Fabric	List Price
Raven SpaceFlex <sup>®</sup> Back and Raven Mesh Seat	795.00

**Self-Adjusting 4-to-1 Synchro-Tilt**



**86-M33C625R** Self-Adjusting Raven SpaceFlex® Back and Raven Mesh Seat Manager's Chair with Adjustable Arms and Platinum Finish Base

**Overall Size:** 27.25W x 24.5D x 44.25H  
**Seat:** 19.75W x 19D x 4T **Back:** 21W x 21.5H **Seat Range:** 18.75-22.5  
**Arms to Floor:** 25.5 **Carton Wt:** 50 **UPS:** Yes **COM:** N/A  
**Carton:** 32L x 26W x 13H **Cube:** 6.25 **Options:** CG50, SW70  
**Features:** 1, 4, 8, 9, 14 **Control:** Self Adjusting 4-to-1 Synchro Tilt  
**Notes:** Patent#: USD575969 S1

Fabric	List Price
Raven SpaceFlex® Back and Raven Mesh Seat	870.00
<b>Self-Adjusting 4-to-1 Synchro-Tilt</b>	



**86-M34C625R** Self-Adjusting Fog SpaceFlex® Back and Raven Mesh Seat Manager's Chair with Adjustable Arms and Platinum Finish Base

**Overall Size:** 27.25W x 24.5D x 44.25H  
**Seat:** 19.75W x 19D x 4T **Back:** 21W x 21.5H **Seat Range:** 18.75-22.5  
**Arms to Floor:** 25.5 **Carton Wt:** 50 **UPS:** Yes **COM:** N/A  
**Carton:** 32L x 26W x 13H **Cube:** 6.25 **Options:** CG50, SW70  
**Features:** 1, 4, 8, 9, 14 **Control:** Self Adjusting 4-to-1 Synchro Tilt  
**Notes:** Patent#: USD575969 S1

Fabric	List Price
Fog SpaceFlex® Back and Raven Mesh Seat	870.00
<b>Self-Adjusting 4-to-1 Synchro-Tilt</b>	



**86-M39C625R** Self-Adjusting Cosmo SpaceFlex® Back and Raven Mesh Seat Manager's Chair with Adjustable Arms and Platinum Finish Base

**Overall Size:** 27.25W x 24.5D x 44.25H  
**Seat:** 19.75W x 19D x 4T **Back:** 21W x 21.5H **Seat Range:** 18.75-22.5  
**Arms to Floor:** 25.5 **Carton Wt:** 50 **UPS:** Yes **COM:** N/A  
**Carton:** 32L x 26W x 13H **Cube:** 6.25 **Options:** CG50, SW70  
**Features:** 1, 4, 8, 9, 14 **Control:** Self Adjusting 4-to-1 Synchro Tilt  
**Notes:** Patent#: USD575969 S1

Fabric	List Price
Cosmo SpaceFlex® Back and Raven Mesh Seat	870.00
<b>Self-Adjusting 4-to-1 Synchro-Tilt</b>	

**9333E**



**9333E** Black Bonded Leather Conference Chair with Cantilever Arms and Industrial Steel Finish Base

**Overall Size:** 28.5W x 30D x 42-46.25H  
**Seat:** 21.75W x 20D x 5.5T **Back:** 20W x 22.75H x 6T **Seat Range:** 27.75-31.75  
**Arms to Floor:** 27.75 **Carton Wt:** 59 **UPS:** Yes **COM:** N/A  
**Carton:** 30L x 26W x 15H **Cube:** 6.77  
**Options:** CG50, SW70 **Features:** 1, 4, 7, 8, 9 **Control:** 2-to-1 Synchro Tilt  
**Notes:** Transitioned to Bonded Leather. **REPLACES** 9333. Patent#: USD575969 S1

Fabric	List Price
Black Bonded Leather Seat and Back	925.00

**Pulsar Series**



**5200W** White Frame Finish Manager's Chair with Padded Mesh Seat and Back, Height Adjustable Flip Arms and Coated Nylon Base

**Overall Size:** 28.5W x 26.75D x 37-41.25H  
**Seat:** 20.5W x 20D x 3.75T **Back:** 20.5W x 19.25H x 2.5T **Seat Range:** 18.25-22.75  
**Arms to Floor:** 25.25 **Carton Wt:** 45 **UPS:** Yes **COM:** 1.5 yds.  
**Carton:** 28L x 26W x 15H **Cube:** 6.31  
**Options:** CG50, SW70 **Features:** 1, 4, 7, 8, 9 **Control:** 2-to-1 Synchro Tilt  
**Notes:** -3 available in NJ. Available in Fun Colors - see above.

Fabric	List Price
Fun Colors (Seat and Back)	700.00



**5200W** White Frame Finish Manager's Chair with Silver Ion Technology\* Seat and Back, Height Adjustable Flip Arms and Coated Nylon Base

**Overall Size:** 28.5W x 26.75D x 37-41.25H  
**Seat:** 20.5W x 20D x 3.75T **Back:** 20.5W x 19.25H x 2.5T **Seat Range:** 18.25-22.75  
**Arms to Floor:** 25.25 **Carton Wt:** 45 **UPS:** Yes **COM:** 1.5 yds.  
**Carton:** 28L x 26W x 15H **Cube:** 6.31  
**Options:** CG50, SW70 **Features:** 1, 4, 7, 8, 9 **Control:** 2-to-1 Synchro Tilt  
**Notes:**

Fabric	List Price
Dillon and Castillo	700.00

**Pulsar, 317, 335 and 521 Series**



**317W-W11C1F2W** White Frame Manager's Chair with Breathable Mesh Seat and Back, Adjustable Padded Flip Arms and Coated Nylon Base

**Overall Size:** 26W x 24.75D x 40.5-44.75H  
**Seat:** 21W x 19.5D x 3.75T **Back:** 18.5W x 22.25H **Seat Range:** 18.75-23  
**Arms to Floor:** 25.5 **Carton Wt:** 45 **UPS:** Yes **COM:** N/A  
**Carton:** 32L x 26W x 13H **Cube:** 6.25  
**Options:** CG50, SW70 **Features:** 1, 4, 7, 8, 9 **Control:** 2-to-1 Synchro Tilt  
**Notes:**

NJ  
KY  
TX


Fabric	List Price
White Breathable Mesh Seat and Back	1050.00



**317W-W1C1F2W** White Frame Manager's Chair with Breathable Mesh Back and Padded Mesh Seat Manager's Chair with Height Adjustable Flip Arms and Coated Nylon Base

**Overall Size:** 26W x 24.75D x 40.5-44.75H  
**Seat:** 21W x 19.5D x 3.75T **Back:** 18.5W x 22.25H **Seat Range:** 18.75-23  
**Arms to Floor:** 25.5 **Carton Wt:** 45 **UPS:** Yes **COM:** .75 yd.  
**Carton:** 32L x 26W x 13H **Cube:** 6.25  
**Options:** CG50, SW70 **Features:** 1, 4, 7, 8, 9 **Control:** 2-to-1 Synchro Tilt  
**Notes:** Available in Fun Colors - see page 179.

NJ  
KY

Fabric	List Price
White Breathable Mesh Back and Padded Mesh Seat	975.00
<b>-3M Black</b>	
	1025.00
(Seat only) Dillon	1085.00



**317-66C61F6** Professional Light AirGrid® Seat and Back Chair with Platinum Finish Flip Arms and Platinum Coated Base with Black End Caps

**Overall Size:** 28.5W x 25.75D x 40.25-44.5H  
**Seat:** 21.5W x 20D **Back:** 19W x 23H **Seat Range:** 18.5-22.5  
**Arms to Floor:** 26.75 **Carton Wt:** 48 **UPS:** Yes **COM:** N/A  
**Carton:** 32L x 26W x 13H **Cube:** 6.25  
**Options:** SW70 **Features:** 1, 4, 7, 8, 9 **Control:** 2-to-1 Synchro Tilt  
**Notes:**

NJ

Fabric	List Price
Light AirGrid® Back and Seat	1000.00



**335-E37P918P** Professional Air Grid® Back Chair with Black Bonded Leather Seat and Trim, Adjustable Arms, Adjustable Lumbar, and Angled Polished Aluminum Base

**Overall Size:** 27.75W x 24.25D x 43.25-47.25H  
**Seat:** 19W x 19D x 3T **Back:** 20.75W x 24H **Seat Range:** 18.25-22.75  
**Arms to Floor:** 25.25 **Carton Wt:** 43 **UPS:** Yes **COM:** N/A  
**Carton:** 32L x 26W x 13H **Cube:** 6.25  
**Options:** SW392 **Features:** 1, 4, 7, 8, 9 **Control:** 2-to-1 Synchro Tilt  
**Notes:** REPLACES 335-47P918P

NJ  
KY  
TX

Fabric	List Price
Air Grid® Back and Black Bonded Leather Seat and Trim	835.00

**521 Series**



**521-3T1P96A8** High Back Black Vertical Mesh Chair with Black Fabric Seat, Height Adjustable Arms, Seat Slider, and Angled Chrome Base

**Overall Size:** 27.75W x 26.25D x 39.25-43.75H  
**Seat:** 21W x 19.75D x 3.5T **Back:** 18.5W x 21.75H **Seat Range:** 17.75-22.25  
**Arms to Floor:** 25.5 **Carton Wt:** 51 **UPS:** Yes **COM:** N/A  
**Carton:** 32L x 27W x 13H **Cube:** 6.5  
**Options:** CG50, SW392 **Features:** 1, 4, 7, 8, 9, 15 **Control:** 2-to-1 Synchro Tilt  
**Notes:**

NJ  
TX

Fabric	List Price
Black Vertical Mesh Back and Black Fabric Seat and Trim	870.00

Seat Slider



**521-E3TG1N668PR** High Back Black Vertical Mesh Chair with Black Bonded Leather Seat, Height Adjustable Arms, Seat Slider, and Angled Silver Base

**Overall Size:** 27.75W x 24D x 39.25-43.75H  
**Seat:** 21W x 19D x 3.25T **Back:** 18.75W x 22H **Seat Range:** 17.25-22.5  
**Arms to Floor:** 25.25 **Carton Wt:** 49 **UPS:** Yes **COM:** N/A  
**Carton:** 32L x 27W x 13H **Cube:** 6.5  
**Options:** CG50, SW392 **Features:** 1, 4, 7, 8, 9, 15 **Control:** 2-to-1 Synchro Tilt  
**Notes:**

NJ

Fabric	List Price
Black Vertical Mesh Back and Black Bonded Leather Seat and Trim	895.00

Seat Slider





**529R-3R2N1F2** R2 SpaceGrid Back Chair with **Memory Foam Mesh Seat**, Height Adjustable Flip Arms, Adjustable Lumbar and Nylon Base

**Overall Size:** 29W x 25.5D x 39-43.25H  
**Seat:** 21W x 18.75D x 4.5T **Back:** 22W x 20.75H **Seat Range:** 19.5-23.75  
**Arms to Floor:** 25.75 **Carton Wt:** 41 **UPS:** Yes **COM:** 1 yd.  
**Carton:** 30L x 27W x 13H **Cube:** 6.09  
**Options:** CG50, SW70 **Features:** 1, 4, 7, 8, 9 **Control:** 2-to-1 Synchro Tilt  
**Notes:** Available in Fun Colors - see page 179.  
 Patent # US D660,621 S

**NEW BACK DESIGN**

Fabric/Frame	List Price
R2 SpaceGrid Back Black Mesh Seat	750.00
(Seat only)	795.00
Dillon	835.00
A	795.00
B	835.00
C	880.00
R	950.00



**529R-R22N1F2** R2 SpaceGrid Seat and Back Chair with Height Adjustable Flip Arms, Adjustable Lumbar and Nylon Base

**Overall Size:** 29W x 25.25D x 39.25-43.5H  
**Seat:** 21.5W x 19.25 **Back:** 22W x 22H **Seat Range:** 18.5-22.75  
**Arms to Floor:** 25.75 **Carton Wt:** 42 **UPS:** Yes **COM:** N/A  
**Carton:** 30L x 27W x 12H **Cube:** 5.59  
**Options:** CG50, SW70 **Features:** 1, 4, 7, 8, 9 **Control:** 2-to-1 Synchro Tilt  
**Notes:**

**NEW BACK DESIGN**

Fabric	List Price
R2 SpaceGrid Back and Seat	825.00

**889 Series**



**889-3TW1N1421W** White Vertical Mesh Back Chair with Height Adjustable Lumbar Support, Black Mesh Seat, Height Adjustable Padded Arms and White Angled Nylon Base

**Overall Size:** 29.25W x 25.25D x 39.5-43.75H  
**Seat:** 21W x 18.75D x 3.75T **Back:** 19.5W x 22.5H **Seat Range:** 18.25-22.5  
**Arms to Floor:** 26.75 **Carton Wt:** 53 **UPS:** Yes **COM:** 1 yd.  
**Carton:** 32L x 27W x 14H **Cube:** 7.0 **Options:** N/A  
**Features:** 1, 4, 7, 8, 9, 15 **Control:** 2-to-1 Synchro Tilt  
**Notes:** Available in Fun Colors - see page 179.  
**Seat Slider**



Fabric	List Price
White Vertical Mesh Back and Black Mesh Seat	950.00
(Seat only)	1000.00
Dillon	1100.00



**889-7TG1N4421G** Grey Vertical Mesh Back Chair with Height Adjustable Lumbar Support, Blue Fabric Seat, Height Adjustable Padded Arms and Graphite Angled Nylon Base

**Overall Size:** 29.25W x 25.25D x 39.5-43.75H  
**Seat:** 21W x 18.75D x 3.75T **Back:** 19.5W x 22.5H **Seat Range:** 18.25-22.5  
**Arms to Floor:** 26.75 **Carton Wt:** 53 **UPS:** Yes **COM:** 1 yd.  
**Carton:** 32L x 27W x 14H **Cube:** 7.0 **Options:** N/A  
**Features:** 1, 4, 7, 8, 9, 15 **Control:** 2-to-1 Synchro Tilt  
**Notes:** Available in Fun Colors - see page 179.  
**Seat Slider**



Fabric	List Price
Grey Vertical Mesh Back and Blue Mesh Seat	925.00
(Seat only)	975.00
Dillon	1025.00



**889-T11N6421R** Black Vertical Mesh Seat and Back Chair with Height Adjustable Lumbar Support, Height Adjustable Padded Arms and Silver Angled Nylon Base

**Overall Size:** 29.25W x 25.25D x 39.5-43.75H  
**Seat:** 21.5W x 19.5D **Back:** 19.25W x 22.75H **Seat Range:** 17.75-22  
**Arms to Floor:** 26.75 **Carton Wt:** 52 **UPS:** Yes **COM:** N/A  
**Carton:** 32L x 27W x 14H **Cube:** 7.0 **Options:** N/A  
**Features:** 1, 4, 7, 8, 9, 15 **Control:** 2-to-1 Synchro Tilt  
**Notes:**  
**Seat Slider**



Fabric	List Price
Black Vertical Mesh Seat and Back	1050.00



**889-E3T17C63C** Black Vertical Mesh Back Chair with Height Adjustable Lumbar Support, Black Bonded Seat, Height Adjustable Padded Arms and Polished Aluminum Base

**Overall Size:** 28.75W x 25.25D x 39.5-43.75H  
**Seat:** 21W x 18.75D x 3.75T **Back:** 19.25W x 22.25H **Seat Range:** 17.75-22  
**Arms to Floor:** 32 **Carton Wt:** 55 **UPS:** Yes **COM:** N/A  
**Carton:** 32L x 27W x 14H **Cube:** 7.0 **Options:** N/A  
**Features:** 1, 4, 7, 8, 9, 15 **Control:** Deluxe 2-to-1 Synchro Tilt  
**Notes:**  
**Seat Slider**



Fabric	List Price
Black Vertical Mesh Back and Black Bonded Leather Seat	975.00



## 867, 818 and 818A Series



<p><b>867-B26N64R/867-B36N64R</b> Breathable Mesh Back, 4" Thick Seat, Height Adjustable Lumbar Support, 3-Way PU Padded Cantilever Adjustable Flip Arms, &amp; Silver Nylon Base</p> <p><b>Overall Size:</b> 29.25W x 29.25D x 40.75-45H  <b>Seat:</b> 19.5W x 20D x 4T <b>Back:</b> 19W x 22H <b>Seat Range:</b> 19.75-24  <b>Arms to Floor:</b> 28 <b>Carton Wt:</b> 51 <b>UPS:</b> Yes <b>COM:</b> N/A  <b>Carton:</b> 31L x 26W x 14H <b>Cube:</b> 6.53 <b>Options:</b> CG50, SW392  <b>Features:</b> 1, 4, 7, 8, 9, 15 <b>Control:</b> 2-to-1 Synchro Tilt w/3-Position Lock  <b>Notes:</b> Arm Pads Slide Side to Side, Forward, and Reverse. New Designer Fabric.</p> <p style="text-align: right;"><b>Seat Slider</b></p>
--

Fabric/Frame	List Price
Mesh Back and Charcoal (-B26N64R) Black (-B36N64R) Fabric Seat	800.00



<p><b>867-E36N64R</b> Breathable Mesh Back, 4" Thick Bonded Leather Seat, Height Adjustable Lumbar Support, 3-Way PU Padded Cantilever Adjustable Flip Arms, &amp; Silver Nylon Base</p> <p><b>Overall Size:</b> 29.25W x 29.25D x 40.75-45H  <b>Seat:</b> 19.5W x 20D x 4T <b>Back:</b> 19W x 22H <b>Seat Range:</b> 19.75-24  <b>Arms to Floor:</b> 28 <b>Carton Wt:</b> 51 <b>UPS:</b> Yes <b>COM:</b> N/A  <b>Carton:</b> 31L x 26W x 14H <b>Cube:</b> 6.53 <b>Options:</b> CG50, SW392  <b>Features:</b> 1, 4, 7, 8, 9, 15 <b>Control:</b> 2-to-1 Synchro Tilt w/3-Position Lock  <b>Notes:</b> Arm Pads Slide Side to Side, Forward, and Reverse.</p> <p style="text-align: right;"><b>Seat Slider</b></p>
--

Fabric/Frame	List Price
Mesh Back and Black Bonded Leather Seat	800.00

## 818 Series



<p><b>818-11G9C18P</b> Breathable Mesh Back and Seat Executive Chair with Adjustable Arms and Lumbar, Seat Slider and Industrial Steel Finish Angled Base</p> <p><b>Overall Size:</b> 27.75W x 24D x 42.75-45H  <b>Seat:</b> 21.5W x 20D <b>Back:</b> 21.5W x 23.75H <b>Seat Range:</b> 18.5-20.75  <b>Arms to Floor:</b> 26 <b>Carton Wt:</b> 53 <b>UPS:</b> Yes <b>COM:</b> N/A  <b>Carton:</b> 32L x 26W x 14H <b>Cube:</b> 6.74 <b>Options:</b> HRX818, SW392  <b>Features:</b> 1, 3, 4, 7, 8, 9, 15 <b>Control:</b> Deluxe 2-to-1 w/Seat Slider  <b>Notes:</b> Patent # USD600477 S1</p> <p style="text-align: right;"><b>Seat Slider</b></p>
--

Fabric	List Price
Black Breathable Mesh Seat and Back	1210.00
<b>300 lbs.</b>	



<p><b>818-31G9C18P</b> Breathable Mesh Back and Black Mesh Seat Executive Chair with Adjustable Arms and Lumbar, Seat Slider and Industrial Steel Finish Angled Base</p> <p><b>Overall Size:</b> 29.25W x 29.25D x 42-44.75H  <b>Seat:</b> 20W x 19D x 3.75T <b>Back:</b> 19.75W x 23.5H <b>Seat Range:</b> 18.5-21  <b>Arms to Floor:</b> 25.75 <b>Carton Wt:</b> 53 <b>UPS:</b> Yes <b>COM:</b> N/A  <b>Carton:</b> 32L x 26W x 14H <b>Cube:</b> 6.74 <b>Options:</b> HRX818, HRM818, SW392  <b>Features:</b> 1, 3, 4, 7, 8, 9, 15 <b>Control:</b> Deluxe 2-to-1 w/Seat Slider  <b>Notes:</b> Patent # USD600477 S1</p> <p style="text-align: right;"><b>Seat Slider</b></p>
--

Fabric	List Price
Black Breathable Mesh Back and Black Mesh Seat	1050.00
<b>300 lbs.</b>	



<p><b>818-41G9C18P</b> Breathable Mesh Back and Black Leather Seat Executive Chair with Adjustable Arms and Lumbar, Seat Slider and Industrial Steel Finish Angled Base</p> <p><b>Overall Size:</b> 29.25W x 29.25D x 42-44.75H  <b>Seat:</b> 20W x 19D x 3.75T <b>Back:</b> 19.75W x 23.5H <b>Seat Range:</b> 18.5-21  <b>Arms to Floor:</b> 25.75 <b>Carton Wt:</b> 49 <b>UPS:</b> Yes <b>COM:</b> N/A  <b>Carton:</b> 32L x 26W x 14H <b>Cube:</b> 6.74 <b>Options:</b> HRX818, HRL818, SW392  <b>Features:</b> 1, 3, 4, 7, 8, 9, 15 <b>Control:</b> Deluxe 2-to-1 w/Seat Slider  <b>Notes:</b> Patent # USD600477 S1</p> <p style="text-align: right;"><b>Seat Slider</b></p>
---

Fabric	List Price
Black Breathable Mesh Back and Black Top Grain Genuine Leather Seat	1210.00
<b>300 lbs.</b>	

## 818A Series



<p><b>818A-11P9C1A8</b> Breathable Mesh Seat and Back Executive Chair with Adjustable Arms &amp; Lumbar, Seat Slider and Polished Aluminum Finish Base</p> <p><b>Overall Size:</b> 29.25W x 25.25D x 42-44.75H  <b>Seat:</b> 21.5W x 19.5D <b>Back:</b> 20.25W x 23.5H <b>Seat Range:</b> 18.25-21  <b>Arms to Floor:</b> 25.5 <b>Carton Wt:</b> 57 <b>UPS:</b> Yes <b>COM:</b> N/A  <b>Carton:</b> 32L x 26W x 14H <b>Cube:</b> 6.74 <b>Options:</b> HRX818, SW392  <b>Features:</b> 1, 3, 4, 7, 8, 9, 15 <b>Control:</b> Deluxe 2-to-1 w/Seat Slider  <b>Notes:</b> Patent # USD600477 S1</p> <p style="text-align: right;"><b>Seat Slider</b></p>
--

Fabric	List Price
Black Breathable Mesh Seat and Back	1315.00
<b>300 lbs.</b>	



**818A-41P9C1A8** Breathable Mesh Back and Leather Seat Executive Chair with Adjustable Arms & Lumbar, Seat Slider and Polished Aluminum Finish Base

**Overall Size:** 29.25W x 26.25D x 42-44.5H  
**Seat:** 21.75W x 19.25D x 4.25T **Back:** 20.25W x 23.25H **Seat Range:** 18.5-21.25  
**Arms to Floor:** 25.75 **Carton Wt:** 49 **UPS:** Yes **COM:** N/A  
**Carton:** 32L x 26W x 14H **Cube:** 6.74 **Options:** HRX818, SW392  
**Features:** 1, 3, 4, 7, 8, 9, 15 **Control:** Deluxe 2-to-1 w/Seat Slider  
**Notes:**  
 Patent # USD600477 S1

Fabric	List Price
Black Breathable Mesh Back and Black Top Grain Genuine Leather Seat	1315.00
<b>300 lbs.</b>	

**Options**



**A15 Adjustable Arms**

**Carton Wt:** 8 **Cube:** 0.88

**Designed For:** 13-37N20D, 13-37N30D, 13-7N20D, and 13-77N20D only

**List Price:** 100.00



**HRM818 Mesh Headrest**

**Overall Size:** 12.5W x 7H x 7D  
**Pad:** 12.5W x 7H **Height Adjustment:** 2.5  
**Carton Wt:** 3 **Cube:** 0.57  
**Designed For:** 818 Series only  
**List Price:** 120.00



**A27WA Adjustable Arms**

**Carton Wt:** 9 **Cube:** 0.96

**Designed For:** 15-37A720D only

**Note:** Height and Width Adjustable, Big & Tall Drafting Chair

**List Price:** 135.00



**HRL818 Leather Headrest**

**Overall Size:** 12.5W x 7H x 7D  
**Pad:** 12.5W x 7H **Height Adjustment:** 2.5  
**Carton Wt:** 4 **Cube:** 0.63  
**Designed For:** 818 Series only  
**List Price:** 145.00



**HRM003 Headrest**

**Overall Size:** 15W x 13.5H x 8D  
**Pad:** 15W x 13.5H **Height Adjustment:** 4  
**Carton Wt:** 5 **Cube:** 0.74  
**Designed For:** 5540 only  
**List Price:** 120.00



**HRX818 Breathable Mesh Headrest**

**Overall Size:** 12W x 6H x 6.75D  
**Pad:** 12W x 6H **Height Adjustment:** 2.5  
**Carton Wt:** 3 **Cube:** 0.62  
**Designed For:** 818 Series only  
**List Price:** 135.00



**CG50 Floor Glides (set of 5)**

**Carton Wt:** 2 **Cube:** 0.2

**Designed For:** Most Work Smart Chairs & Space Drafting Chairs - See Individual Chair Options

**List Price:** 35.00 (set of 5)



**EHRL006 Bonded Leather Headrest**

**Overall Size:** 15.5W x 8.75H x 7.5D  
**Pad:** 15.5W x 8.75H **Height Adjustment:** 4.25  
**Carton Wt:** 4 **Cube:** 0.66  
**Designed For:** 327-E36C61F6 & 327-66C61F6 and 36806  
**List Price:** 140.00



**SW392 Soft Wheel Caster (set of 5)**

**Carton Wt:** 2 **Cube:** 0.2

**Designed For:** Angled Base Chairs See Individual Chair Options

**List Price:** 45.00 (set of 5)



**SW70 Soft Wheel Caster (set of 5)**

**Carton Wt:** 2 **Cube:** 0.2

**Designed For:** Most Work Smart Chairs & Space Chairs - See Individual Chair Options


**List Price:** 42.00 (set of 5)

**Backs**

**Air Grid®**



Dual Air Grid®



Air Grid®



Light Air Grid®

**DuraFlex with Flow Thru Technology®**




Charcoal DuraFlex®




White DuraFlex®


**DuraGrid®**



**R2 SpaceGrid™**



**Breathable Mesh**



White Breathable Mesh



Black Breathable Mesh



Charcoal Breathable Mesh



CHX Dark Breathable Mesh

**Color Mesh**



Charcoal



Shadow



Raven

**VeraFlex®**



Ice



Fog



Raven



Cosmo

**Space Arms**



**0** = T fixed arms



**3** = 2-way adjustable arms: height and width



**4** = 4-way adjustable arms: height, width, forward, reverse & lateral arm pad



**5** = height adjustable arms



**5R** = platinum coated, height adjustable arms



**7** = height adjustable arms



**C8/8** = platinum coated, cantilever fixed arms



**WA** = 2-way adjustable arms: height and width



**A8** = chrome accent, height adjustable arms



**8P** = black finish, height adjustable



**C3** = polished aluminum, cantilever fixed arms



**WP** = height adjustable PP arms



**P3** = black finish, cantilever fixed arms



**A27WA** = 2-way adjustable arms: height and width (15 draft chair only)



**R5** = platinum coated, padded flip arms



**WV** = padded height adjustable arms (819-vinyl)



**F2** = height adjustable flip arms



**F3** = 4-way adjustable flip arms: height, width, forward, reverse & lateral arm pad



**F6** = platinum coated, 4-way adjustable flip arms: height, width, forward, reverse & lateral arm pad



**F7** = 4-way industrial steel adjustable flip arms: height, width, forward, reverse & lateral arm pad



**06** = height adjustable arms



**F2W** = height adjustable flip arms



**A15** = height adjustable arms

**4-Way Adjustable Arms**

**32-E3371F3**

**32-E3371F3HL**

**327-E36C61F6**

**327-E36C61F6HL**

**317-66C61F6**



Flip back



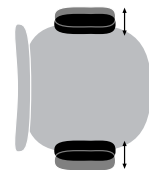
Height adjustable



Arm pad forward



Arm pad backward



Arm pad side



## Systems IN STOCK

Full-featured,  
contract-quality  
systems furniture  
backed by a limited  
lifetime warranty.


- Recyclable metal materials
- Powdercoat finishes
- Re-usable metal-to-metal connections
- Glass panels with real glass
- Strong core construction
- Meets ANSI/BIFMA
- UL approved, including electrical and fabric
- 100% polyester UL-recognized (UR) fabric
- Installer-friendly, rod-and-block assembly
- IN STOCK





**Systems IN STOCK** electrical is designed specifically for the system and is both UL Listed and CSA Certified. It is an 8-wire, 4-circuit system with 3 open, 1 dedicated circuit to support any power/data requirements. Power can run through panels and connectors. Ceiling and base feeds are available. The flush-design, black raceways feature steel bases, scratch-resistant resin covers and adjustable glides.

### Worksurfaces



**WHT**  
White

**URB**  
Urban Walnut

**SGW**  
Slate Grey

**NAS**  
Natty Ash

**ESP**  
Espresso


**PCW**  
Park City  
In Stock: NJ

### Fabric




**01**  
Drift

### Finishes



**SV**  
Silver



**WH**  
White



**Telemarketing Station**  
**2-Pack 8' x 2.5'**  
Silver finish & Espresso  
worksurfaces  
67"H Panels with Locking  
Overheads  
LED Lighting  
Mobile Pedestals





### A. Panels - Fabric

67H x 24W	53H x 24W	39H x 24W
67H x 30W	53H x 30W	39H x 30W
67H x 36W	53H x 36W	39H x 36W
67H x 42W	53H x 42W	39H x 42W
67H x 48W	53H x 48W	39H x 48W


### B. Panels - Fabric + Glass

67H x 24W	53H x 24W
67H x 30W	53H x 30W
67H x 36W	53H x 36W
67H x 42W	53H x 42W
67H x 48W	53H x 48W

\*\* White panels available with Black or White raceways

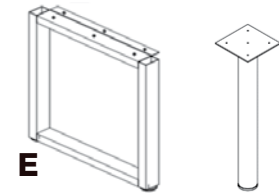
\*\* Raceway covers, end caps and draw rods specified separately

\*\* Non-powered and powered panels available



### C. Connectors - 67, 53 & 39 Heights

2-way 3-Way 4-Way



### D. Worksurfaces

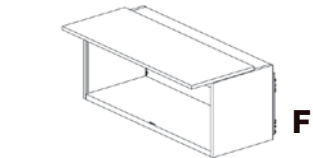
72W x 24D	72W x 30D
66W x 24D	66W x 30D (NJ Only)
60W x 24D	60W x 30D
48W x 24D	48W x 30D
42W x 24D	72W x 30D Bullet (NJ Only)
36W x 24D	36W x 36D Corner
30W x 24D	42W x 42D Corner
24W x 24D	

### Transaction Counters

72W x 14D
60W x 14D

### Transaction Counter Brackets

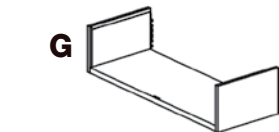
End Bracket
Middle Bracket
Panel/Connector Bracket



### E. Worksurface Support Legs

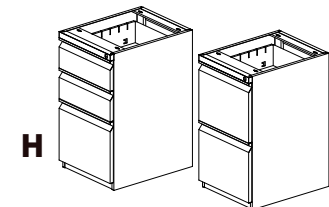
24"D O-Leg	Single Peninsula Leg
30"D O-Leg	

A full selection of panel-hung, worksurface supporting Hardware is available



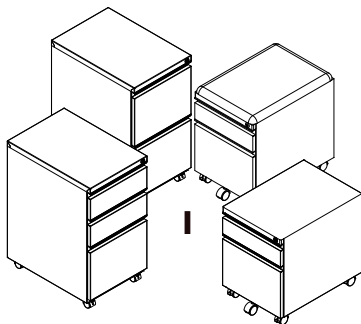
### F. Metal Overhead Storage with Flipper Door

24", 30", 36", 42" & 48" widths



### G. Metal Hanging Shelf

24", 30", 36", 42" & 48" widths



### H. Worksurface Supporting Pedestals (Open Top)

Box/Box/File File/File



### I. Mobile Pedestals (Closed Top)

Box/Box/File	File/File	Box/File	Box/File
w/Casters	w/Casters	w/Cushion+Casters	w/Casters

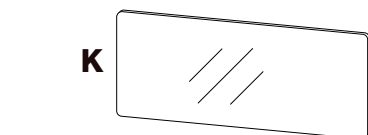


### J. Task Lighting

24"W LED Task Light (connectable)  
 24"W Motion LED Task Light (connectable)  
 \*\* Motion sensor for auto on/off...power savings

### K. Clear & Frosted Glass 14"H

Mount on Top of Panel  
 Clear Glass: 24"W, 30"W, 36"W, 42"W & 48"W  
 Frosted Glass: 24"W, 30"W, 36"W, 42"W & 48"W



### L. Fabric Tackboards 11.5"H

24", 30", 36", 42" & 48" widths

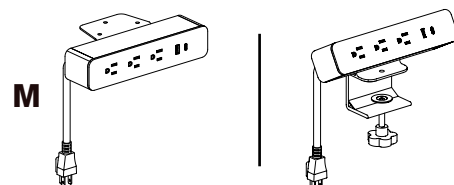
### M. Power Chargers

#### Undersurface Mount (left):

Includes: USB Type-C, USB Type-A & (3) A/C plugs

#### Clamp-Mount (right):

Includes: USB Type-C, USB Type-A & (3) A/C plugs  
 Fits 1/2" - 1 1/2" surfaces



# Systems IN STOCK



*Silver Finish  
& White Worksurfaces*

Complete UL approved 8-wire, 4-circuit electrical system also in stock  
Panels can be shipped non-powered or powered

**SISTYP303-S1W**  
3-Pack 6x6x39H



*White Finish  
& White Worksurfaces*

**SISTYP602-W1W**  
6-Pack 5x5x53H



*Silver Finish  
& White Worksurfaces*

**SISTYP301-S1W**  
3-Pack 6x6x67H and 53H



*White Finish, Black Raceways &  
Slate Grey Worksurfaces*

**SISTYP303GC-W1S**  
3-Pack 6x6x39H with Clear Glass



*White Finish, White Raceways &  
Slate Grey Worksurfaces*

**SISTYP303G-WW1S**  
3-Pack 6x6x39H with Frosted Glass




**Telemarketing Station 2-Pack**  
8' x 2.5'


Silver finish & Espresso worksurfaces  
67" H Panels with Overheads  
LED Lighting  
Mobile Pedestals


# Systems IN STOCK

# Worksurfaces + Table Bases



Rectangular Worksurfaces	OSP ASCEND II™ Electric Base see page 75	PHAT Pneumatic Base see page 83-85	Training Table Flip-Top Base see page 86	Pace T-Arc Legs see page 92
--------------------------	--	--	--	--------------------------------

 PWS7230 ___ 72"x 30" \$625	A2EB322, A2EB333 A2EB222	HB6026	n/a	2 qty PAC-LEGTARC + 2 qty PAC-SB6
PWS6630 ___ 66"x 30" \$600	A2EB322, A2EB333 A2EB222	HB6025	n/a	2 qty PAC-LEGTARC + 2 qty PAC-SB5
PWS6030 ___ 60"x 30" \$525	A2EB322, A2EB333 A2EB222	HB6025	n/a	2 qty PAC-LEGTARC + 2 qty PAC-SB5
PWS4830 ___ 48"x 30" \$430	A2EB322, A2EB333 A2EB222	HB6024	n/a	2 qty PAC-LEGTARC + 2 qty PAC-SB4

 PWS7224 ___ 72"x 24" \$500	A2EB322, A2EB333, A2EB222	HB6026	842FM6	2 qty PAC-LEGTARC + 1 qty PAC-SB6
PWS6624 ___ 66"x 24" \$475	A2EB322, A2EB333, A2EB222	HB6025	842FM5	2 qty PAC-LEGTARC + 1 qty PAC-SB5
PWS6024 ___ 60"x 24" \$435	A2EB322, A2EB333, A2EB222	HB6025	842FM5	2 qty PAC-LEGTARC + 1 qty PAC-SB5
PWS4824 ___ 48"x 24" \$350	A2EB322, A2EB333, A2EB222	HB6024	842FM4	2 qty PAC-LEGTARC + 1 qty PAC-SB4

 PWS4224 ___ 42"x 24" \$320	A2EB333	n/a		2 qty PAC-LEGTARC
PWS3624 ___ 36"x 24" \$290	A2EB333	n/a		2 qty PAC-LEGTARC
PWS3024 ___ 30"x 24" \$275	A2EB333	n/a		2 qty PAC-LEGTARC
PWS2424 ___ 24"x 24" <sup>2-pack</sup> \$430	n/a	n/a		2 qty PAC-LEGTARC

## Corner & Bullet Worksurfaces & Transaction Counters

 PWS36CNR ___ 36"x 36" Corner \$475	A2EB333	n/a	n/a	n/a
PWS42CNR ___ 42"x 42" Corner \$585	A2EB333	n/a	n/a	n/a
 PWS7230BU ___ 72"x 30" Bullet \$700	A2EB322, A2EB333, A2EB222	HB6026	n/a	2 qty PAC-LEGTARC + 2 qty PAC-SB6
<b>Transaction Counter</b> PWS7214 ___ 72"x 14" \$300	n/a	n/a	n/a	n/a
<b>Transaction Counter</b> PWS6014 ___ 60"x 14" \$285	n/a	n/a	n/a	n/a

**Systems IN STOCK** Worksurfaces are not pre-drilled for attachment of any of the above bases. No hardware is included. Tops are 1" thick. Ganging hardware included on 842 Series Tops is not included on Systems worksurfaces (PWS models). Systems discount applies to all PWS models. Bases shown are Casegoods discount, except Systems Support Legs.





**Pace Post Legs**  
see page 92

**Black Metal Bases**  
see page 63

4 qty PAC-LEGPOST + 2 qty PAC-SB6	2 qty NAP-33B (28.5"H) 2 qty NAP-32B (41"H)
4 qty PAC-LEGPOST + 2 qty PAC-SB5	2 qty NAP-33B (28.5"H) 2 qty NAP-32B (41"H)
4 qty PAC-LEGPOST + 2 qty PAC-SB5	2 qty NAP-33B (28.5"H) 2 qty NAP-32B (41"H)
4 qty PAC-LEGPOST + 2 qty PAC-SB4	n/a

4 qty PAC-LEGPOST + 1 qty PAC-SB6	n/a
--------------------------------------	-----

4 qty PAC-LEGPOST + 1 qty PAC-SB5	n/a
--------------------------------------	-----

4 qty PAC-LEGPOST + 1 qty PAC-SB5	n/a
--------------------------------------	-----

4 qty PAC-LEGPOST + 1 qty PAC-SB4	n/a
--------------------------------------	-----

4 qty PAC-LEGPOST	n/a
-------------------	-----

4 qty PAC-LEGPOST	n/a
-------------------	-----

4 qty PAC-LEGPOST	n/a
-------------------	-----

4 qty PAC-LEGPOST	n/a
-------------------	-----

n/a	n/a
-----	-----

n/a	n/a
-----	-----

4 qty PAC-LEGPOST + 2 qty PAC-SB6	2 qty NAP-33B (28.5"H) 2 qty NAP-32B (41"H)
--------------------------------------	--

n/a	n/a
-----	-----

n/a	n/a
-----	-----

**OSP Ascend II™ Electric Bases**



**PHAT Pneumatic Bases**



**Training Table Nesting/Flip-Top Bases**



**Pace T-Arc Legs**



**Pace Post Legs**



**Black Metal Base**



**Systems Support Legs**



**PH-SPEN24**  
3" diameter  
Support Leg  
\$195

**PH-OLEG24**  
24"D O-Leg  
\$365

**PH-OLEG30**  
30"D O-Leg  
\$440




**OYF222-WT**  
Dual-Motor / 2-Stage Height Adjustable Base,  
White **\$1,000**  
Shown with 60"W x 30"D Natty Ash Top **\$525**  
More sizes & colors available; see page 28


**On Your Feet!**

A new high-value, dual-motor/2-stage sit/stand base pairs with the PWS Series tops (see page 28) for extensive size options in our best-selling laminate colors.


**Base Colors**



**BK**  
Black



**SL**  
Silver



**WT**  
White

**FEATURES**


- Multiple memory presets
- Width-adjustable to support 48" -72" wide tops
- Supports 24"-30" deep tops
- Weight capacity 220 lbs. (including top)
- Adjusts 27.5" to 46.75" high
- Moves 25 mm/s
- Less than 50 dB
- 200 lbs. weight capacity (evenly distributed, top included)
- White, silver & black finishes

**PWS Series**

See page 28 for top sizes/prices



**URB**  
Urban Walnut



**WHT**  
White



**SGW**  
Slate Grey



**NAS**  
Natty Ash



**ESP**  
Espresso  
NJ Only



**PCW**  
Park City  
NJ Only



**OYF222-WT** | **PWS6030-SGW**  
Base, White | Top, Slate Grey (see page 28)



Adjusts 27.5" to 46.75"H  
Width-adjustable to support 48"-72"W tops

## New Soft-Close Nesting Table

- Supports 24"-30" deep tops
- T-base design allows users on both sides of table
- Base adjusts 43"-55" wide for various top widths
- Black or Silver
- Stylish foot design and round columns
- Pair with PWS Series tops (see page 28)



**SFT4530-SV**  
Soft-Close Flip-Top Table Base, Silver  
**\$1,325**  
Shown with 60"W x 30"D Slate Grey Top **\$525**



**SFT4530-B**  
Soft-Close Flip-Top Table Base, Black  
**\$1,325**  
Shown with 60"W x 30"D Natty Ash Top **\$525**

*Soft-Close base features 200 lbs. weight capacity (evenly distributed, top included)*



*Single-lever, dual-cable actuator for securing top.*



## Make the most of every meeting anywhere in the office!

Introducing a glassboard with so much more:

- Mobile
- Write/erase side ... also magnetic
- Tackable side
- Large 40"Wx72"H usable area

### MMGB4072-B

#### Mobile Magnetic Glassboard

White tempered glass

Markers, eraser and magnetic holder included

Color magnets included

Tackable Grey PET Felt on reverse side

Black metal feet and edges

Locking casters

40"W x 24"D x 72"H

**\$2,750**




*Grey PET Felt is both tackable and acoustical, performing two functions at the same time!*





# Modern. Modular. Multipurpose.

ENGAGE™ desking combines clean, open-leg style with modular components that can be configured in both freestanding and build-to-length configurations. Primary and Add-On frames in 4', 5' & 6' widths are triple-rigid with metal legs, metal channel and metal cross-member supports. All support 24" and 30" deep worksurfaces. Tackable/Acoustical divider screens slide over tubular metal posts for superior rigidity.



## Double-Sided

ENGAGE™ excels in collaborative environments and multi-user areas as well as popular touchdown and hoteling applications. Double-sided units combine one frame and two worksurfaces with area between for wire management as well as attachment of divider screen hardware. Tackable/acoustical divider screens recommended.



## Single-Sided

ENGAGE™ features a low-profile center channel that doubles as a wire-management trough and conceals wires and/or electrical system from view. Single-sided units, comprised of one frame and one worksurface, provide flexibility for a variety of applications. Add tackable/acoustical divider screens in 4 color options as well as monitor arms and power modules.

## Versatile

Designed with primary + add-on modularity, ENGAGE™ provides optimum flexibility and dollar-saving practicality. With modern silver and white finishes and 4 matching commercial-grade laminate worksurface finishes, ENGAGE™ can be combined with other wood/laminate casegoods, such as Napa Series in Urban Walnut as shown below.



Casegoods IN STOCK



## Double-Sided | Collaborative Spaces

Build-to-length, double-sided ENGAGE™ configurations create collaborative opportunities in clean, contemporary style. The low-profile center channel is designed to carry power/data to all users. Add tackable/acoustical divider screens for enhanced convenience. Combine with Office Star pedestals, lateral files, power modules, monitor arms and seating for a full-function office environment.

24D TOPS	2-persons	+ Screen	4-persons	+ Screen	6-persons	+ Screen
4'	\$1,940	\$2,405	\$3,430	\$4,360	\$4,920	\$6,315
5'	\$2,175	\$2,720	\$3,975	\$5,065	\$5,775	\$7,410
6'	\$2,390	\$2,985	\$4,380	\$5,570	\$6,370	\$8,155

30D TOPS	2-persons	+ Screen	4-persons	+ Screen	6-persons	+ Screen
4'	\$2,110	\$2,575	\$3,770	\$4,700	\$5,430	\$6,825
5'	\$2,375	\$2,920	\$4,375	\$5,465	\$6,375	\$8,010
6'	\$2,650	\$3,245	\$4,900	\$6,090	\$7,150	\$8,935



### Single-Sided | Space-Efficient

Whether freestanding in open space or along a wall, single-sided ENGAGE™ configuration provide flexibility to maximize every square foot of your office space. Both 24” and 30” deep worksurfaces are supported by the same frame, allowing flexibility both today and in the future. Worksurfaces and frames are available to create 4’, 5’ and 6’ wide units.

24D TOPS	1-person	+ Screen	2-persons	+ Screen	3-persons	+ Screen
4'	\$1,320	\$1,785	\$2,290	\$3,220	\$3,260	\$4,655
5'	\$1,425	\$1,970	\$2,500	\$3,590	\$3,575	\$5,210
6'	\$1,520	\$2,115	\$2,690	\$3,880	\$3,860	\$5,645

30D TOPS	1-person	+ Screen	2-persons	+ Screen	3-persons	+ Screen
4'	\$1,405	\$1,870	\$2,460	\$3,390	\$3,515	\$4,910
5'	\$1,525	\$2,070	\$2,700	\$3,790	\$3,875	\$5,510
6'	\$1,650	\$2,245	\$2,690	\$4,140	\$4,250	\$6,035

**Single Frame**

CMB1PP2448	48x24 Primary Frame	\$975
CMB1PP2460	60x24 Primary Frame	\$1,000
CMB1PP2472	72x24 Primary Frame	\$1,025



**Single Add-On**

CMB1PE2448	48x24 Add-On	\$625
CMB1PE2460	60x24 Add-On	\$650
CMB1PE2472	72x24 Add-On	\$675



**Tackable/Acoustical Divider Screen (Single)**

CMBDSHWKS__	Screen Hardware Kit - Single	\$70
CMBDS48	48W Tackable Divider Screen	\$395
CMBDS60	60W Tackable Divider Screen	\$475
CMBDS72	72W Tackable Divider Screen	\$525



**Double Frame**

CMB2PP4848	48x24 Primary Frame	\$1,250
CMB2PP4860	60x24 Primary Frame	\$1,325
CMB2PP4872	72x24 Primary Frame	\$1,400



**Double Add-On**

CMB2PE4848	48x24 Add-On	\$800
CMB2PE4860	60x24 Add-On	\$950
CMB2PE4872	72x24 Add-On	\$1,000



**Tackable/Acoustical Divider Screen (Double)**

CMBDSHWKD__	Screen Hardware Kit - Double	\$50
CMBDS48	48W Tackable Divider Screen	\$395
CMBDS60	60W Tackable Divider Screen	\$475
CMBDS72	72W Tackable Divider Screen	\$525



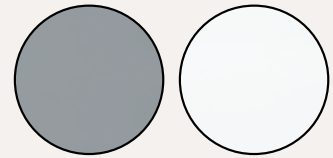
**Worksurfaces 24"D**

PWS4824	48x24 Worksurface	\$345
PWS6024	60x24 Worksurface	\$425
PWS7224	72x24 Worksurface	\$495

**Worksurfaces 30"D**

PWS4830	48x30 Worksurface	\$430
PWS6030	60x30 Worksurface	\$525
PWS7230	72x30 Worksurface	\$625

**Metal Frame Finishes**



**MS**  
Silver

**WD**  
White

**Laminate Top Colors**



**URB**  
Urban Walnut

**SGW**  
Slate Grey




**WHT**  
White

**ESP**  
Espresso  
*NJ Only*



**PCW**  
Park City  
*NJ Only*

**Tackable/Acoustical Divider Screen Colors**



**SP**  
Salt & Pepper


**GR**  
Graphite



**EB**  
Ebony

**CS**  
Cashmere





- Four-Circuit / Hardwire Power
- Dasiy-chainable
- Undersurface installation
- 48", 60" & 72" jumpers
- Desktop power modules with AC power or AC power + USB
- Up to 8-10 duplex outlets from a single feed, depending on local code

*Local electrician required for hardwire installation.*

*Confirm with your local building code offices for application in your area. This power system is UL Recognized (UR).*



6' Base Infeed • 4-Circuit / 8-Wire  
**CMB-8WBF2072 \$385**  
 Also Available:  
 90" Coupler for Infeed  
**CMB-8W20BFCON \$33**



Jumper Cables  
 4-Circuit / 8-Wire, Block-to-Block  
**CMB-8W48 48" Wide \$285**  
**CMB-8W60 60" Wide \$320**  
**CMB-8W72 72" Wide \$355**



Mounting Clip for Jumper Cables  
**CMB-503BK \$5**



Power Connecting Block  
 6 Slots  
**CMB-JBK8W \$70**



Mounting Clip for Power Block  
**CMB-508BK \$5**



Desktop Power Modules  
 White **\$210**  
**CMB-PWR509A-WH**  
**CMB-PWR509B-WH**  
**CMB-PWR509C-WH**  
**CMB-PWR509D-WH**



Duplex Power + (2) USB Module  
 White **\$425**  
**CMB-USBPWR509A-WH**  
**CMB-USBPWR509B-WH**  
**CMB-USBPWR509C-WH**  
**CMB-USBPWR509D-WH**



End Cap for Power Block  
 1 Slot  
**CMB-JBKJUMPERCAP \$4**

# Systems

## MADE-TO-ORDER



### Need additional options?

Our East Coast team can fabricate your panels in an extensive selection of panel fabrics as part of the **Systems MADE-TO-ORDER** program. Choose from the complete Burch Fabrics offering. Below left are (9) most-popular fabrics available at Grade 1 pricing. In addition to (4) stock worksurfaces, we offer 30+ worksurfaces at standard pricing; additional lead time may apply. Extensive selection of panel widths, heights, add-ons and much more.

### Worksurfaces


choose from  
**30+ MORE**  
standard  
worksurfaces



**URB** Urban Walnut



**SGW** Slate Grey



**WHT** White



**NAS** Natty Ash




**PCW** Park City



**ESP** Espresso

### grade 1 fabrics

many  
**MORE**  
fabrics  
available



**15-06D** Cascade Blue



**15-17D** Winter Birch Taupe



**15-106D** Dove Grey



**19-71A** Nature Valleys



**19-85** Marseille




**24-13** Donnelly




**24-18** Saran




**YD-19-31** Meadows Drift



**SV** Silver



**WH** White



**BU** Black




**HF** Innertone Light

**Finishes**  
*Flush Base*

**Finishes**  
*Enhanced Base*



**MT** Medium Tone



**HF** Innertone Light



**BU** Burnt Umber





# CASEGOODS



**Office**  
*Napa pages 58-69*



**Training**  
*See pages 86-90*



**Height Adjustable**  
*OSP Ascend II™ pages 75-82*



**Conference**  
*Tuxedo pages 50-57*



**Collaborative**  
*Engage pages 33-37*



**Reception**  
*Napa page 69*



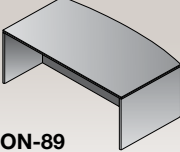
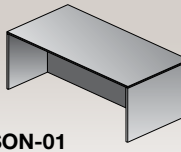
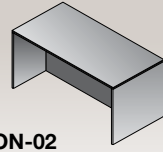
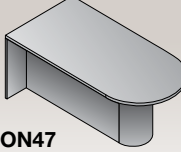
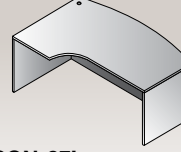
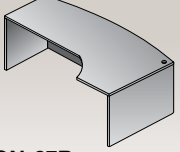
Our most extensive offering, Sonoma complements contemporary environments with soft radius edges, compound-curved corners and several curved components, such as P-Tops, half-cylinder table bases, round and racetrack tables. All conference tables feature 2" thick tops. Work surfaces and end panels are 1-1/8" thick. Edges and corners are solid hardwood carefully crafted to match select hardwood veneers, presented in Dark Cherry stain. Medium sheen finishes from multiple-step processes provide executive appearance and lasting durability.



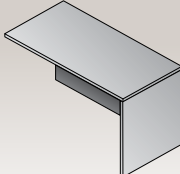
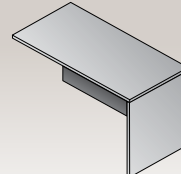
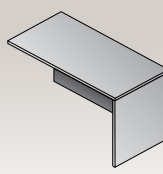
**FINISH KEY**

**CHY**  
Dark Cherry

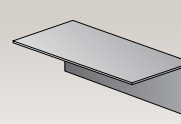
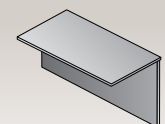
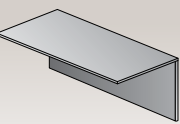
**DESKS**

 <b>SON-89</b> Bow Desk Shell 72"x39"x29" CU:7.76 WT:194 List Price: <b>\$2,185</b>	 <b>SON-01</b> Desk Shell 72"x36"x29" CU:7.14 WT:180 List Price: <b>\$2,085</b>	 <b>SON-02</b> Desk Shell 66"x30"x29" CU:5.32 WT:139 List Price: <b>\$1,760</b>	 <b>SON47</b> Bullet 72"x36"x29" CU:10.3 WT:149.9 Consists of: SON-47T,41/47B List Price: <b>\$800</b> <i>*Phase Out*</i>	 <b>SON-87L</b> Left Corner Bow Desk 72"x30"x48"x29" CU:9.34 WT:175 List Price: <b>\$2,450</b>	 <b>SON-87R</b> Right Corner Bow Desk 72"x30"x48"x29" CU:9.34 WT:175 List Price: <b>\$2,450</b>
---	---	---	---	--	---

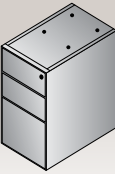
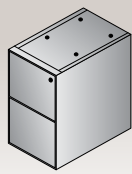
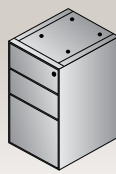
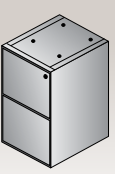
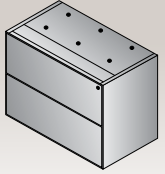
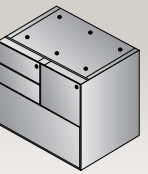
**RETURNS**

 <b>SON-45</b> Return Shell 48"x24"x29" CU:3.74 WT:82 List Price: <b>\$1,045</b>	 <b>SON-96</b> Return 42"x24"x29" CU:3.33 WT:75 List Price: <b>\$925</b>	 <b>SON-92</b> Return Shell 36"x24"x29" CU:2.89 WT:79 List Price: <b>\$835</b>
--	--	--

**BRIDGES**

 <b>SON-70</b> Bridge Shell 48"x24"x29" CU:2.87 WT:66 List Price: <b>\$775</b>	 <b>SON-93</b> Bridge 36"x24"x29" CU:2.25 WT:46 List Price: <b>\$665</b>	 <b>SON-98</b> Bridge 42"x24"x29" CU:2.57 WT:55 List Price: <b>\$740</b>
---	--	--

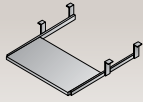
**PEDESTALS**

 <b>SON-65</b> BBF Ped-Desk 15.5"x24"x27" CU:7.99 WT:73 List Price: <b>\$1,025</b> <i>Ships Assembled</i>	 <b>SON-74</b> FF Ped-Desk 15.5"x24"x27" CU:7.99 WT:69 List Price: <b>\$1,025</b> <i>Ships Assembled</i>	 <b>SON-66</b> BBF Ped-Credenza/ Return 15.5"x18"x27" CU:6.22 WT:60 List Price: <b>\$840</b> <i>Ships Assembled</i>	 <b>SON-75</b> FF Ped-Credenza/ Return 15.5"x18"x27" CU:6.22 WT:56 List Price: <b>\$840</b> <i>Ships Assembled</i>	 <b>SON-68</b> Lateral File Ped 35"x18"x27" CU:12.91 WT:95 List Price: <b>\$1,685</b> <i>Ships Assembled</i>	 <b>SON-69</b> MultiFile Ped 32"x18"x27" CU:12.02 WT:94 List Price: <b>\$2,000</b> <i>Ships Assembled</i>
--	---	---	--	---	--

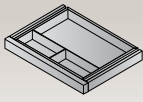
**CREDENZAS**

 <b>SON-43</b> Credenza Shell 72"x20"x29" CU:5.38 WT:121 List Price: <b>\$1,460</b>	 <b>SON-11</b> Credenza Shell 66"x20"x29" CU:4.97 WT:116 List Price: <b>\$1,385</b>	 <b>SON-82L</b> Left Corner Credenza 72"x36"x29" CU:7.14 WT:146 List Price: <b>\$1,980</b>	 <b>SON-82R</b> Right Corner Credenza 72"x36"x29" CU:7.14 WT:146 List Price: <b>\$1,980</b>	 <b>SON-10</b> Storage Credenza 72"x20"x29" CU:29.86 WT:252 List Price: <b>\$3,520</b> <i>Ships Assembled</i>
---	---	--	--	--

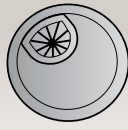
## ACCESSORIES



**SON-14**  
Keyboard  
Tray  
26"x12"  
CU:0.62 WT:11.0  
**List Price: \$158**



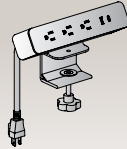
**SON-15**  
Center  
Drawer  
20"x15"  
CU:0.7 WT:8  
**List Price: \$138**



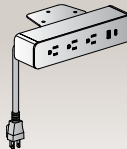
**NAP-GM**  
Metallic  
Grommets  
(5-Pack)  
2.5"x2.5"x1"  
CU:0.02 WT:1  
**List Price: \$115**



**LK1-GC**  
Lock Core  
with Keys  
**\$20 List**  
**KC-GC**  
Change Key  
**\$10 List**  
**KM-GC**  
Master Key  
**\$10 List**

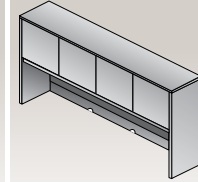


**PM5311B Black**  
**PM5311W White**  
Power Charger  
Clamp-Mount  
Includes: USB Type-C,  
USB Type-A & (3) A/C plugs  
Fits 1/2" - 1 1/2" surfaces  
CU:0.22 WT:3  
**List Price: \$290**




**PM8311B Black**  
**PM8311W White**  
Power Charger  
Undersurface Mount  
Includes: USB Type-C,  
USB Type-A & (3) A/C plugs  
CU:0.22 WT:3  
**List Price: \$290**

## HUTCH

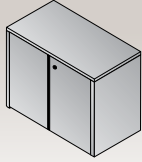


**SON-44**  
Overhead Storage  
72"x14"x42"  
CU:8.18 WT:164  
**List Price: \$2240**

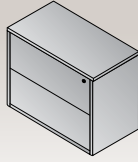


**NAPT-3**  
Tackboard for NAP42/44  
SON44, KEN42/44  
65"x17.5"  
Black Fabric  
CU:1.12 WT:15  
**List Price: \$220**  
**Tackboard**  
Custom Fabric  
NAPT-\_\_\_\_\_  
(Specify Fabric)  
**Grade A \$280**  
**Grade B \$320**  
**Grade C \$360**  
**Grade R \$400**

## STORAGE & FILING



**SON-13**  
Storage Cabinet  
37"x20"x29"  
CU:5.25 WT:111  
**List Price: \$1,735**



**SON-12**  
Lateral File  
37"x20"x29"  
CU:15.71 WT:146  
**List Price: \$1,975**  
Ships Assembled



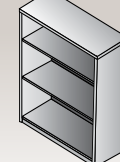
**SON-109**  
Four-Drawer  
Lateral File  
37"x20"x56"  
CU:29.74 WT:231  
**List Price: \$4150**  
Ships Assembled



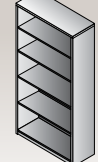
**SON-52**  
Storage/File  
37"x19"x70"  
CU:38.07 WT:152  
**List Price: \$4,750**  
Ships Assembled



**SON-51**  
Wardrobe/Storage  
37"x19"x70"  
CU:10.92 WT:197  
**List Price: \$3,735**

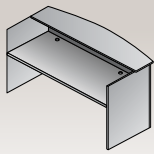


**SON-55**  
Bookcase/Open Hutch  
36"x14"x42"  
CU:4.82 WT:105  
**List Price: \$1,265**

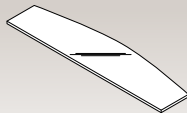


**SON-56**  
5-Shelf Bookcase  
36"x14"x70"  
CU:7.5 WT:168  
**List Price: \$1,945**

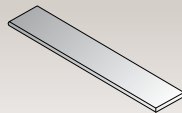
## RECEPTION



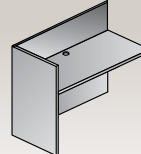
**SON-122**  
Reception Desk  
72"x30"x36"x43"  
CU:9.99 WT:243  
**List Price: \$2,975**



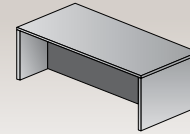
**NAP-123**  
Glass Floating Top  
Fits SON-122  
71"x17.5"x0.5"  
CU:1.92 WT:79  
**List Price: \$545**



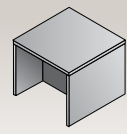
**SON-124**  
Counter  
(for return #125)  
60"x12.5"  
CU:1.46 WT:24  
**List Price: \$435**



**SON-125**  
Reception Return  
42"x20"x42"  
CU:4.08 WT:93  
**List Price: \$1,175**

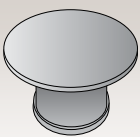


**SON-19**  
Coffee Table  
48"x24"x16"  
CU:3.27 WT:64  
**List Price: \$1,020**

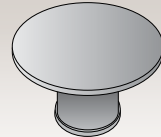


**SON-20**  
End Table  
24"x24"x20"  
CU:2.19 WT:44  
**List Price: \$700**

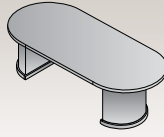
## CONFERENCE



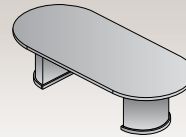
**SON58**  
Round Table  
42"Dia.x30"H  
CU:13.3 WT:100.3  
Consists of:  
SON-58T,58B  
**List Price: \$1,645**



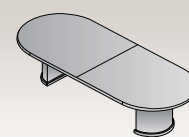
**SON59**  
Round Table  
48"Dia.x30"H  
CU:17.8 WT:109.6  
Consists of:  
SON-59T,59/63B  
**List Price: \$1,955**



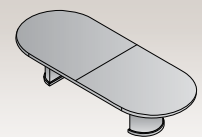
**SON35**  
Conference Table  
72"x36"x30"  
CU:15.6 WT:210.1  
Consists of:  
SON-35T/S,35B  
**List Price: \$2,490**



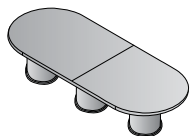
**SON60**  
Conference Table  
96"x42"x30"  
CU:23.9 WT:205.5  
Consists of:  
SON-60T/S,60/61/62B  
**List Price: \$2,810**



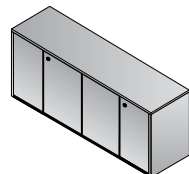
**SON61**  
Conference Table  
120"x48"x30"  
CU:23.5 WT:275.6  
Consists of:  
SON-61T,61S,60/61/62B  
**List Price: \$3,960**



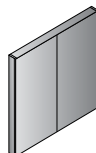
**SON62**  
Conference Table  
144"x48"x30"  
CU:25.5 WT:310.9  
Consists of:  
SON-62T,62S,60/61/62B  
**List Price: \$4,820**



**SON63**  
Conference Table  
168"x48"x30"  
CU:50.6 WT:394.8  
Consists of:  
SON-63T,59/63B (3 qty.)  
**List Price: \$6,370**



**SON-50**  
4 Door Credenza  
72"x20"x29"  
CU:9.36 WT:202  
**List Price: \$2,700**



**SON-100**  
Presentation Board  
48"x48"x4"  
CU:8.76 WT:110  
**List Price: \$1,980**  
Ships Assembled



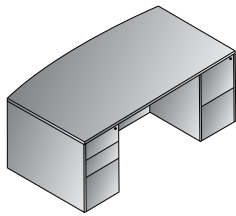
SON-109



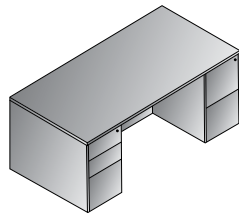
SON-51



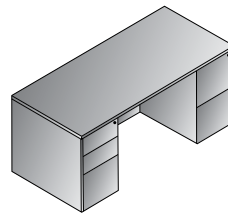
SON-52



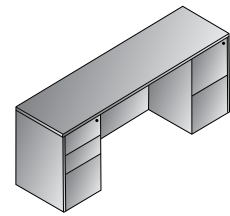
Bow Top Desk 72"x39"  
**SON-TYP1**  
 22 cu. ft. 336.2 lbs.  
 Consists of: SON-89,65,74  
**\$4,235**



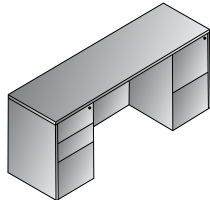
Double Pedestal Desk 72"x36"  
**SON-TYP2**  
 21.4 cu. ft. 321.9 lbs.  
 Consists of: SON-01,65,74  
**\$4,135**



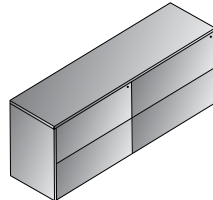
Double Pedestal Desk 66"x30"  
**SON-TYP3**  
 19.8 cu. ft. 281.1 lbs.  
 Consists of: SON-02,65,74  
**\$3,810**



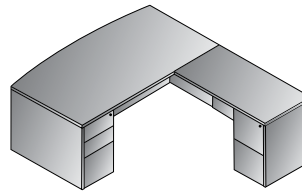
Kneespace Credenza 72"x20"  
**SON-TYP5**  
 16.6 cu. ft. 233.7 lbs.  
 Consists of: SON-43,66,75  
**\$3,140**



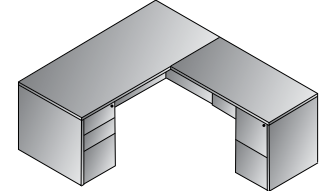
Kneespace Credenza 66x20  
**SON-TYP6**  
 16.2 cu. ft. 218.2 lbs.  
 Consists of: SON-11,66,75  
**\$3,065**



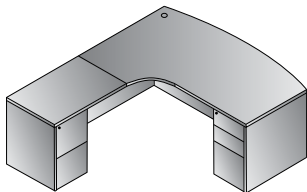
Double Lateral File Credenza 72"x20"  
**SON-TYP7**  
 28.8 cu. ft. 310.9 lbs.  
 Consists of: SON-43,68,68  
**\$4,830**



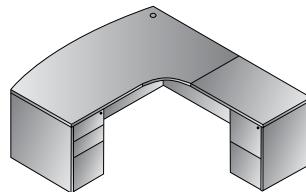
L Shape w/Bow Top Desk 72"x87"  
**SON-TYP8**  
 24.2 cu. ft. 404.6 lbs.  
 Consists of: SON-89,65,45,75  
**\$5,095**



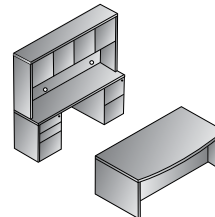
L Shape 66"x78"  
**SON-TYP9**  
 22 cu. ft. 349.5 lbs.  
 Consists of: SON-02,65,45,75  
**\$4,670**



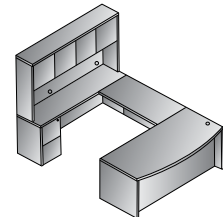
Left L Shape w/Curved Corner  
 72"x82"  
**SON-TYP10L**  
 24.9 cu. ft. 383.7 lbs.  
 Consists of: SON-87L,65,92,75  
**\$5,150**



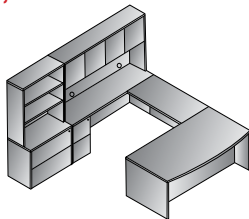
Right L Shape w/Curved Corner  
 72"x82"  
**SON-TYP10R**  
 24.9 cu. ft. 383.7 lbs.  
 Consists of: SON-87R,65,92,75  
**\$5,150**



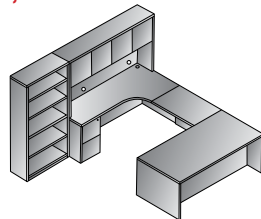
Executive Office  
**SON-TYP11**  
 46.6 cu. ft. 734.1 lbs.  
 Consists of: SON-89,65,74,43, 66,75,44  
**\$9,615**



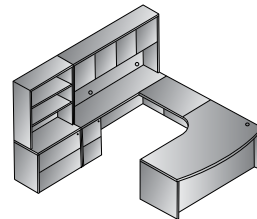
U Shape w/Hutch 72"x107"  
**SON-TYP12**  
 36.9 cu. ft. 674.6 lbs.  
 Consists of: SON-89,65,70, 43,75,44  
**\$8,525**



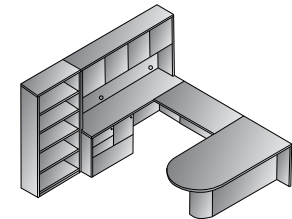
U w/Hutch + Storage 108"x107"  
**SON-TYP13**  
 55.6 cu. ft. 924.8 lbs.  
 Consists of: SON-89,65,70, 43,75,44,12,55  
**\$11,765**



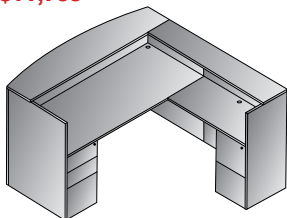
Left U Bookcase 108"x108"  
**SON-TYP14L**  
 45.2 cu. ft. 832.3 lbs.  
 Consists of: SON-01,65,93,82R, 75,44,56  
**\$10,780**



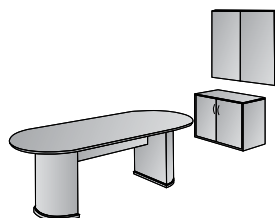
Left U w/Corner + Storage 108"x102"  
**SON-TYP15L**  
 56.7 cu. ft. 886.3 lbs.  
 Consists of: SON-87L,65,93, 43,75,44,12,55  
**\$11,920**



U w/Bullet + Bookcase 108"x104"  
**SON-TYP16**  
 45.3 cu. ft. 761.9 lbs.  
 Consists of: SON-47,70,43, 69,44,56  
 SON47 consists of: SON-47T,41/47B  
**\$9,320**



Reception Station 72"x72"x43"H  
**SON-TYP19**  
 26.7 cu. ft. 487.9 lbs.  
 Consists of: SON-122,65,125, 75,124  
**\$6,450**



Conference Group 3-Pcs.  
**SON-TYP20**  
 34.8 cu. ft. 427.3 lbs.  
 Consists of: SON-60,13,100  
 SON60 consists of: SON-60T/S,60/61/62B  
**\$6,525**



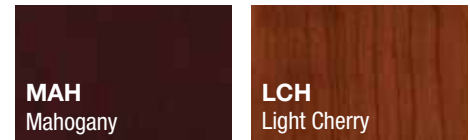
**FINISH KEY**

**CHY**  
 Dark Cherry



Kenwood features fluted hardwood edge design and select hardwood veneers. Each is book-matched and assembled in traditional fashion to develop the natural grain character. Complementing this careful craftsmanship are a warm Light Cherry and rich Mahogany finishes. Durable finishes feature subtle sheen created through multiple-step processes to achieve a unique level of sophistication. New glass modesty panels and glass door hutch add modern styling.

### Finish Key



## DESKS

<b>KEN-89-xxx</b> Bow Desk Shell 72"x39"x29" CU:7.41 WT:192 <b>List Price: \$2,000</b>	<b>KEN-01-xxx</b> Desk Shell 71.75"x35.75"x28.25" CU:6.5 WT:152 <b>List Price: \$1,900</b>	<b>KEN-02-xxx</b> Desk Shell 66"x30"x29" CU:5.32 WT:137 <b>List Price: \$1,600</b>	<b>KENxxx-47GM</b> Bullet Desk w/Glass 1/2 Modesty Panel 72"x36"x29" CU:8.31 WT:145 Consists of: KEN-47TGM,41/47PSLVR <b>List Price: \$2,040</b> MAH Only	<b>KENxxx-41L</b> Left P-Top 72"x36"/42"x29" CU:10.55 WT:154 Consists of: KEN-41TL,41/47B <b>List Price: \$950</b> *Phase Out* LCH Only	<b>KENxxx-41R</b> Right P-Top 72"x36"/42"x29" CU:10.55 WT:154 Consists of: KEN-41TR,41/47B <b>List Price: \$950</b> *Phase Out* LCH Only

## RETURNS

<b>KENxxx-41LGM</b> Left P-Top w/Glass 1/2 Modesty Panel 72"x36"/42"x29" CU:9.5 WT:138.9 Consists of: KEN-41TLGM,41/47P-SLVR <b>List Price: \$995</b> *Phase Out*	<b>KENxxx-41RGM</b> Right P-Top w/Glass 1/2 Modesty Panel 72"x36"/42"x29" CU:9.5 WT:138.9 Consists of: KEN-41TRGM,41/47P-SLVR <b>List Price: \$995</b> *Phase Out*	<b>KEN-45-xxx</b> Return Shell 48"x24"x29" CU:3.57 WT:79 <b>List Price: \$965</b>	<b>KEN-96-xxx</b> Return 42"x24"x29" CU:3.18 WT:73 <b>List Price: \$845</b>	<b>KEN-92-xxx</b> Return Shell 36"x24"x29" CU:2.76 WT:77 <b>List Price: \$770</b>

## BRIDGES

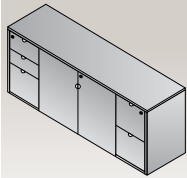
<b>KEN-70-xxx</b> Bridge Shell 48"x24"x29" CU:2.87 WT:66 <b>List Price: \$775</b>	<b>KEN-98-xxx</b> Bridge 42"x24"x29" CU:2.57 WT:55 <b>List Price: \$675</b>	<b>KEN-93-xxx</b> Bridge 36"x24"x29" CU:2.25 WT:46 <b>List Price: \$610</b>

## CREDENZAS

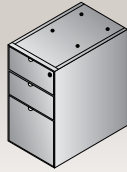
<b>KEN-43-xxx</b> Credenza Shell 72"x20"x29" CU:5.28 WT:119.0 <b>List Price: \$1335</b>	<b>KEN-11-xxx</b> Credenza Shell 66"x20"x29" CU:4.87 WT:104 <b>List Price: \$1270</b> MAH Only	<b>KEN-82L-xxx</b> Left Corner Credenza 72"x36"x29" CU:6.81 WT:141 <b>List Price: \$800</b> *Phase Out*	<b>KEN-82R-xxx</b> Right Corner Credenza 72"x36"x29" CU:6.81 WT:141 <b>List Price: \$800</b> MAH Only



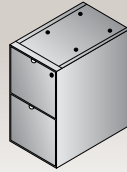
**PEDESTALS**



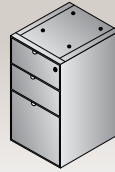
**KEN-10-xxx**  
Storage Credenza  
72"x20"x29"  
CU:29.32 WT:251  
**List Price: \$3,345**  
Ships Assembled



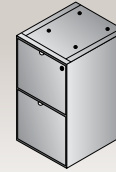
**KEN-65-xxx**  
BBF Ped-Desk  
24.25"x15.5"x27"  
CU:7.99 WT:73  
**List Price: \$970**  
Ships Assembled



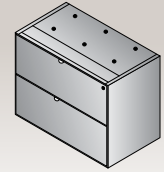
**KEN-74-xxx**  
FF Ped-Desk  
24.25"x15.5"x27"  
CU:7.99 WT:69  
**List Price: \$970**  
Ships Assembled



**KEN-66-xxx**  
BBF Ped-Credenza/  
Return  
18.5"x15.5"x27"  
CU:6.22 WT:60  
**List Price: \$800**  
Ships Assembled

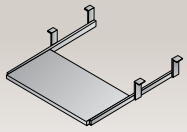


**KEN-75-xxx**  
FF Ped-Credenza/Return  
18.5"x15.5"x27"  
CU:6.22 WT:56  
**List Price: \$800**  
Ships Assembled

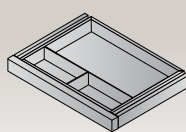


**KEN-68-xxx**  
Lateral File Ped  
35"x18"x27"  
CU:13.05 WT:97  
**List Price: \$1,700**  
Ships Assembled  
MAH Only

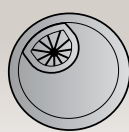
**ACCESSORIES**



**KEN-14-xxx**  
Keyboard Tray  
26"x12"  
CU:0.62 WT:11  
**List Price: \$140**



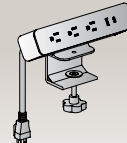
**KEN-15-xxx**  
Center Drawer  
15"x20"  
CU:0.7 WT:8  
**List Price: \$120**



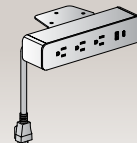
**NAP-GM**  
Metallic Grommets  
(5-Pack)  
2.5"x2.5"x1"  
CU:0.02 WT:11  
**List Price: \$115**



**LK1-GC**  
Lock Core with Keys  
**\$20 List**  
**KC-GC** Change Key  
**\$10 List**  
**KM-GC** Master Key  
**\$10 List**

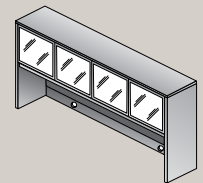


**PM5311B** Black  
**PM5311W** White  
Power Charger  
Clamp-Mount  
Includes: USB Type-C,  
USB Type-A & (3) A/C plugs  
Fits 1/2" - 1 1/2" surfaces  
CU:0.22 WT:3  
**List Price: \$290**

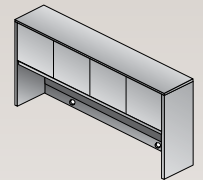


**PM8311B** Black  
**PM8311W** White  
Power Charger  
Undersurface Mount  
Includes: USB Type-C,  
USB Type-A & (3) A/C plugs  
CU:0.22 WT:3  
**List Price: \$290**

**HUTCHES**

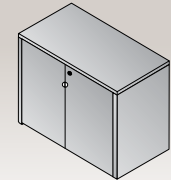


**KENxxx-42**  
Overhead with Glass  
Doors  
72" x 14" x 42"  
CU:8.8 WT:165.4  
Consists of: KEN-  
44H, 4DG  
**List Price: \$2,045**

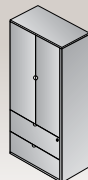


**KENxxx-44**  
Overhead Storage  
72"x14"x42"  
CU:8.8 WT:165.4  
Consists of: KEN-  
44H, 4DW  
**List Price: \$2,045**

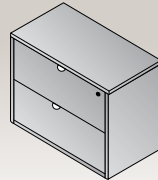
**STORAGE & FILING**



**KEN-13-xxx**  
Storage Cabinet  
37"x20"x29"  
CU:5.35 WT:110  
**List Price: \$1,575**



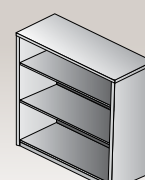
**KEN-52-xxx**  
Storage/Lateral File  
37.5"x20"x71"  
CU:38.76 WT:148  
**List Price: \$4,500**  
Ships Assembled  
LCH Only



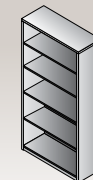
**KEN-12-xxx**  
Lateral File  
37"x20"x29"  
CU:15.34 WT:143  
**List Price: \$1,875**  
Ships Assembled



**KEN-51-xxx**  
Wardrobe/Storage  
37.5"x20"x71"  
CU:10.92 WT:194  
**List Price: \$3,395**

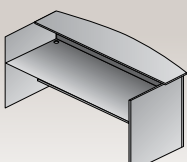


**KEN-55-xxx**  
Bookcase/Open  
Hutch  
36"x14"x42"  
CU:4.65 WT:104  
**List Price: \$1,155**

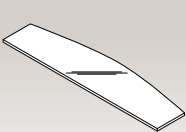


**KEN-56-xxx**  
5-Shelf Bookcase  
36"x14"x71"  
CU:7.15 WT:165  
**List Price: \$1,775**

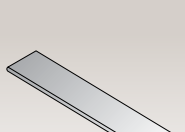
**RECEPTION**



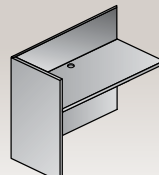
**KEN-122-xxx**  
Reception Desk  
72"x30"x42"  
CU:9.57 WT:243  
**List Price: \$2,710**



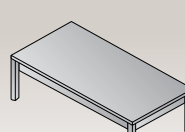
**NAP-123**  
Glass Floating Top  
Fits KEN122  
71"x17.5"x0.5"  
CU:1.92 WT:79  
**List Price: \$545**



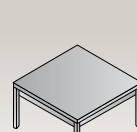
**KEN-124-xxx**  
Counter (for return  
#125)  
60"x12.5"  
CU:1.46 WT:24  
**List Price: \$395**



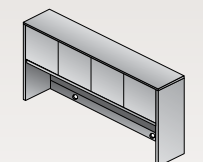
**KEN-125-xxx**  
Reception Return  
42"x20"x42"  
CU:4.04 WT:93  
**List Price: \$1,070**



**KEN-19-xxx**  
Coffee Table  
48"x24"x16"  
CU:4.16 WT:62  
**List Price: \$935**

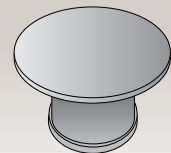


**KEN-20-xxx**  
End Table  
24"x24"x20"  
CU:2.19 WT:42  
**List Price: \$645**

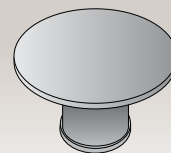


**KEN-39-xxx**  
Overhead Storage  
with Wood Doors  
66"x14"x42"  
CU:7.4 WT:152  
**List Price: \$1,935**  
MAH Only

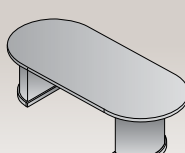
**CONFERENCE**



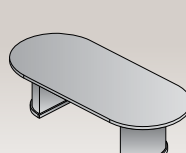
**KENxxx-58**  
RoundTable  
42"Dia.x30"H  
CU:13.4 WT:97  
Consists of:  
KEN-58T, 58B  
**List Price: \$1,500**



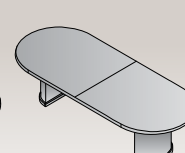
**KENxxx-59**  
RoundTable  
48"Dia.x30"H  
CU:17.82 WT:107  
Consists of:  
KEN-59T, 59/63B  
**List Price: \$1,775**



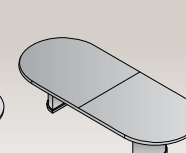
**KENxxx-35**  
Conference Table  
72"x36"x30"  
CU:13.9 WT:185  
Consists of: KEN-  
35T/S, 35B  
**List Price: \$2,270**



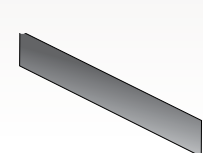
**KENxxx-60**  
Conference Table  
96"x42"x30"  
CU:23.72 WT:200  
Consists of: KEN-  
60T/S, 60/61/62B  
**List Price: \$2,570**



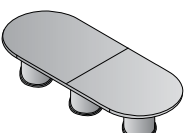
**KENxxx-61**  
Conference Table  
120"x48"x30"  
CU:27.59 WT:271  
Consists of: KEN-  
61T, 61S, 60/61/62B  
**List Price: \$3,625**



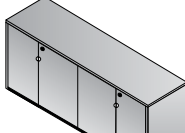
**KENxxx-62**  
Conference Table  
144"x48"x30"  
CU:29.74 WT:306  
Consists of: KEN-  
62T, 62S, 60/61/62B  
**List Price: \$4,395**



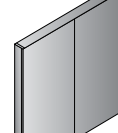
**NAPT B-3**  
Tackboard for NAP42/44  
SON44, KEN42/44  
65"x17.5"  
Black Fabric  
CU:1.12 WT:15  
**List Price: \$220**



**KENxxx-63**  
Conference Table  
168"x48"x30"  
CU:44 WT:387  
Consists of: KEN-  
63T, 59/63B(3 qty.)  
**List Price: \$5,785**



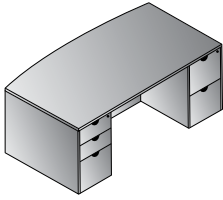
**KEN-50-xxx**  
4 Door Credenza  
72"x20"x29"  
CU:9.11 WT:201  
**List Price: \$2,565**



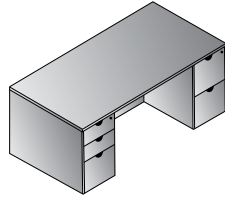
**KEN-100-xxx**  
Presentation Board  
48"x48"x4"  
CU:8.76 WT:110  
**List Price: \$1,810**  
Ships Assembled  
LCH Only



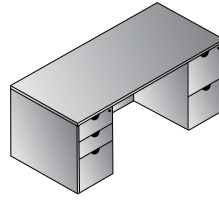
**Tackboard**  
Custom Fabric  
NAPT B  
(Specify Fabric)  
**Grade A \$280**  
**Grade B \$320**  
**Grade C \$360**  
**Grade R \$400**



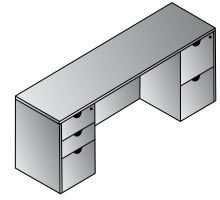
Bow Top Desk 72"x39"  
**KENxxx-TYP1**  
 23.7 cu. ft. 334 lbs.  
 Consists of: KEN-89,65,74  
**\$3,940**



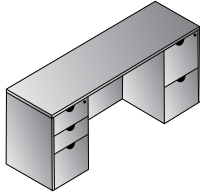
Double Pedestal Desk 72"x36"  
**KENxxx-TYP2**  
 21.6 cu. ft. 318.6 lbs.  
 Consists of: KEN-01,65,74  
**\$3,840**



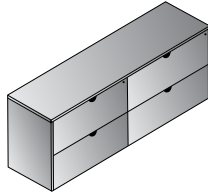
Double Pedestal Desk 66"x30"  
**KENxxx-TYP3**  
 20.1 cu. ft. 278.9 lbs.  
 Consists of: KEN-02,65,74  
**\$3,540**



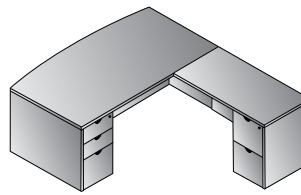
Kneespace Credenza 72"x20"  
**KENxxx-TYP5**  
 16.5 cu. ft. 234.7 lbs.  
 Consists of: KEN-43,66,75  
**\$2,935**



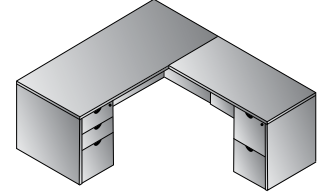
Kneespace Credenza 66"x20"  
**KENxxx-TYP6**  
 16.1 cu. ft. 219.3 lbs.  
 Consists of: KEN-11,66,75  
**\$2,870**



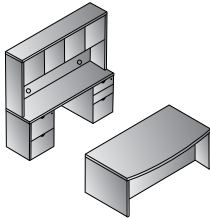
Double Lateral File Credenza 72"x20"  
**KENxxx-TYP7**  
 29.3 cu. ft. 313.0 lbs.  
 Consists of: KEN-43,68,68  
**\$4,735**



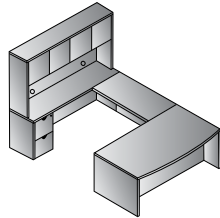
L Shape w/Bow Desk 72"x87"  
**KENxxx-TYP8**  
 25.6 cu. ft. 400.2 lbs.  
 Consists of: KEN-89,65,45,75  
**\$4,735**



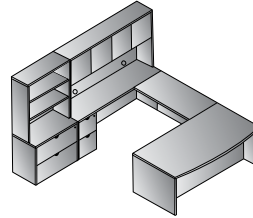
L Shape 66"x78"  
**KENxxx-TYP9**  
 22.0 cu. ft. 345.1 lbs.  
 Consists of: KEN-02,65,45,75  
**\$4,335**



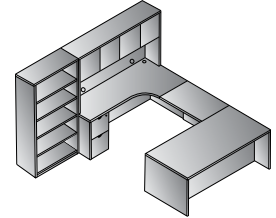
Executive Office  
**KENxxx-TYP11**  
 49 cu. ft. 734.1 lbs.  
 Consists of: KEN-89,65,74,43, 66,75,44  
 KEN44 consists of: KEN-44H,4DW  
**\$8,920**



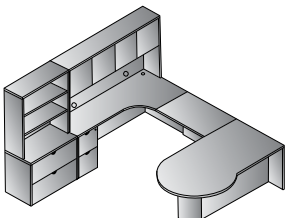
U Shape w/Hutch 72"x107"  
**KENxxx-TYP12**  
 38.7 cu. ft. 671.3 lbs.  
 Consists of: KEN-89,65,70, 43,75,44  
 KEN44 consists of: KEN-44H,4DW  
**\$7,925**



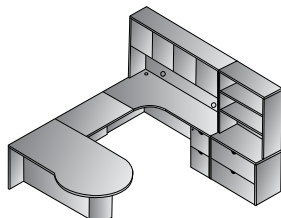
U w/Hutch + Storage 108"x107"  
**KENxxx-TYP13**  
 57.6 cu. ft. 918 lbs.  
 Consists of: KEN-89,65,70,43,75,44,12,55  
 KEN44 consists of: KEN-44H,4DW  
**\$10,995**



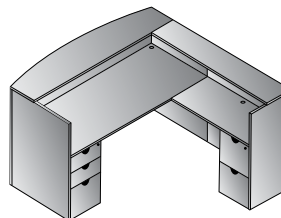
Left U + Bookcase 108"x108"  
**KENxxx-TYP14L**  
 46.5 cu. ft. 827.9 lbs.  
 Consists of: KEN-01,65,93,82R,75,44,56  
 KEN44 consists of: KEN-44H,4DW  
**\$8,900**



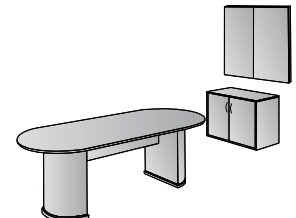
Left U w/P-Top + Storage 108"x114"  
**KENxxx-TYP17L**  
 53.7 cu. ft. 814.4 lbs.  
 Consists of: KEN-41R,93,82R, 75,44,12,55  
 KEN44 consists of: KEN-44H,4DW  
 KEN41R consists of: KEN-41TR,41/47B  
**\$8,235**



Right U w/P-Top + Storage 108"x114"  
**KENxxx-TYP17R**  
 53.7 cu. ft. 814.4 lbs.  
 Consists of: KEN-41L,93,82L, 75,44,12,55  
 KEN44 consists of: KEN-44H,4DW  
 KEN41L consists of: KEN-41TL,41/47B  
**\$8,235**



Reception Station 72"x72"x43"H  
**KENxxx-TYP19**  
 28.2 cu. ft. 487.9 lbs.  
 Consists of: KEN-122,65,125,75,124  
**\$5,945**



Conference Group 3-Pcs.  
**KENxxx-TYP20**  
 35.6 cu. ft. 421 lbs.  
 Consists of: KEN-60,13,100  
 KEN60 consists of: KEN-60T/S,60/61/62B  
**\$5,955**



**TYP2, TYP5, 84, 12 and 53**

**Finish Key**

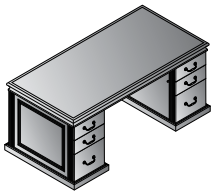
**CHY - Royal Cherry**



Unique parquet design veneer on all worksurfaces exemplifies time-honored, tradition of wood craftsmanship.

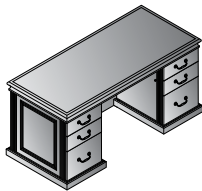
TOWNSEND blends the heritage of traditional designs with modern office function in select walnut veneers and Royal Cherry finish. Unique parquet design tops and 3"-thick shaped edge profile are further complemented with solid wood picture-frame molding, wood veneer base trim and decorative pilasters.

Modern conveniences include integral, felt-lined center drawer in all desks. Standard keyboard tray and wire management on returns, bridge and double pedestal credenza. Hutch with wire passage near worksurface and light valance. Single-key, side-locking pedestals with matching finish drawer interiors. Box and center drawers felt-lined. Desk pedestals are box/box/file. Return/credenza pedestals are file/file. All file drawers are full-extension, ball-bearing slides with Legal/Letter filing.



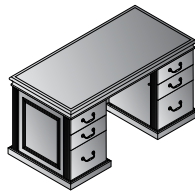
**Double Pedestal Desk 72x36x30H**  
**TOWCHY-TYP2 \$5,050**  
42.3 cu. ft. 310.9 lbs.

Consists of:  
**TOW-01**  
72x36 Desk Top/Mod Set  
9.91 cu. ft. 144 lbs. \$1,700  
**TOW-65L**  
Left BBF Pedestal for TOW01  
11.58 cu. ft. 91 lbs. \$1,675  
**TOW-65R**  
Right BBF Pedestal for TOW01  
11.58 cu. ft. 91 lbs. \$1,675



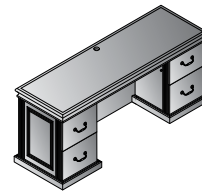
**Double Pedestal Desk 66x30x30H**  
**TOWCHY-TYP3 \$4,755**  
34.6 cu. ft. 304.2 lbs.

Consists of:  
**TOW-02**  
66x30 Desk Top/Mod Set  
7.72 cu. ft. 127.9 lbs. \$1,475  
**TOW-63L**  
Left BBF Pedestal for TOW02/03  
9.6 cu. ft. 81 lbs. \$1,640  
**TOW-63R**  
Right BBF Pedestal for TOW02/03  
9.6 cu. ft. 81 lbs. \$1,640



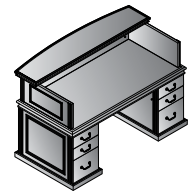
**Double Pedestal Desk 60x30x30H**  
**TOWCHY-TYP4 \$4,555**  
33.6 cu. ft. 280.0 lbs.

Consists of:  
**TOW-03**  
60x30 Desk Top/Mod Set  
7.05 cu. ft. 103.6 lbs. \$1,275  
**TOW-63L**  
Left BBF Pedestal for TOW02/03  
9.6 cu. ft. 81 lbs. \$1,640  
**TOW-63R**  
Right BBF Pedestal for TOW02/03  
9.6 cu. ft. 81 lbs. \$1,640



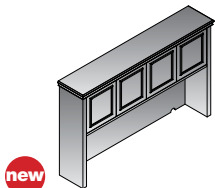
**Double Pedestal Credenza 72x24x30H**  
**TOWCHY-TYP5 \$3,980**  
31.3 cu. ft. 255.7 lbs.

Consists of:  
**TOW-43**  
72x24 Credenza Top/Mod Set  
12.7 cu. ft. 105.8 lbs. \$1,500  
**TOW-75L**  
Left FF Pedestal for TOW043/45  
7.68 cu. ft. 74 lbs. \$1,240  
**TOW-75R**  
Right FF Pedestal for TOW43/45  
7.68 cu. ft. 74 lbs. \$1,240

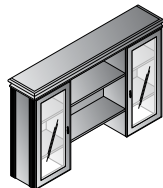


**Reception Desk 72x37x45.5H**  
**TOWCHY-TYP119 \$6,400**  
50.4 cu. ft. 410.1 lbs.

Consists of:  
**TOW-01**  
72x36 Desk Top/Mod Set  
9.91 cu. ft. 144 lbs. \$1,700  
**TOW-65L**  
Left BBF Pedestal for TOW01  
11.58 cu. ft. 91 lbs. \$1,675  
**TOW-65R**  
Right BBF Pedestal for TOW01  
11.58 cu. ft. 91 lbs. \$1,675  
**TOW-126**  
72x37x15.5H Reception Station  
5.48 cu. ft. 99.2 lbs. \$1,350

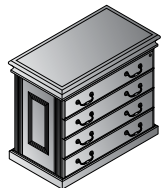


**4-Door Hutch 72x14x45H**  
**TOW-44-CHY \$3,475**  
10.25 cu. ft. 145.3 lbs.



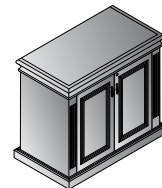
**Overhead Storage Hutch 72x15x45H**  
**TOWCHY-84 \$3,650**  
29.7 cu. ft. 231.5 lbs.

Ships in 2 cartons:  
**TOW-84A**  
(2) Towers + Back Panel  
17.47 cu. ft. 147 lbs. \$2,350  
**TOW-84B**  
Top + (2) Shelves  
4.59 cu. ft. 76 lbs. \$1,300



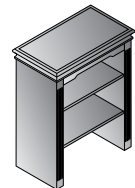
**2-Drawer Lateral File 36x20x30H**  
**TOW-12-CHY \$2,425**  
16.16 cu. ft. 144 lbs.

Ships Assembled in 1 carton



**2-Door Storage Cabinet 36x20x30H**  
**TOW-13-CHY \$2,000**  
16.16 cu. ft. 126 lbs.

Ships Assembled in 1 carton




**Open Hutch 36x20x45H**  
**TOW-53-CHY \$1,605**  
6.28 cu. ft. 138 lbs.

Fits TOW-12 & TOW-13



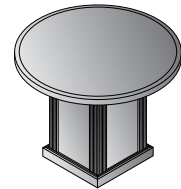


**TOW-61Q-CHY** 120"x48" Conference Table w/Queen Anne Legs & **TWN300L-3** Townsend Leather Chair



**4-Drawer Lateral File 36x20x54H**  
**TOW-109-CHY \$4,100**  
27.87 cu. ft. 216 lbs.

Ships assembled in 1 carton




**Round Table 48" Dia. x 30" H**  
**TOW-59-CHY \$2,155**  
17.5 cu. ft. 136.7 lbs.

Ships in 2 cartons:

**TOW-59T** 48" Round Top  
7.01 cu. ft. 91 lbs.  
**TOW-59B** Square Base  
6.98 cu. ft. 46.3 lbs.

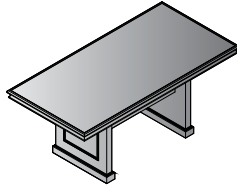
Full line of Traditional Seating shown on pages 160 to 161



**Round Table w/Queen Anne Base**  
**48Dx30H**  
**TOW-59Q-CHY \$2,300**  
10.7 cu. ft. 134.5 lbs.

Ships in 2 cartons:

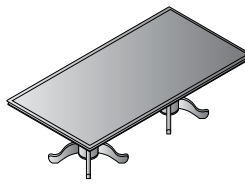
**TOW-59T** 48" Round Top  
7.01 cu. ft. 91 lbs.  
**TOW-QAB** Base  
12.21 cu. ft. 49 lbs.  
Queen Anne Base (assembly required)



**Rectangular Table**  
**72x36x30H**  
**TOW-35-CHY \$4,320**  
17.7 cu. ft. 260.1 lbs.

Ships in 2 cartons:

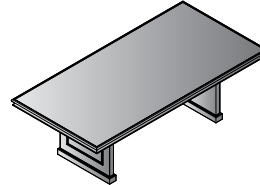
**TOW-35T/S** Top & Stretchers  
9.58 cu. ft. 144 lbs.  
**TOW-35B** Base (Set of 2 Legs)  
3.61 cu. ft. 57 lbs.



**Rectangular Table w/Queen Anne Base**  
**72x36x30H**  
**TOW-35Q-CHY \$4,975**  
16.3 cu. ft. 277.8 lbs.

Ships in 3 cartons:

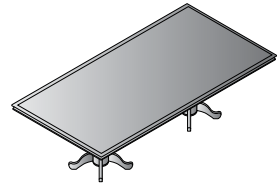
**TOW-35T/S** Top & Stretchers  
9.58 cu. ft. 144 lbs.  
**TOW-QAB** Base (2 qty)  
12.21 cu. ft. 49 lbs.  
Queen Anne Base (assembly required)



**Rectangular Table**  
**96x48x30H**  
**TOW-60-CHY \$4,550**  
29.2 cu. ft. 304.2 lbs.

Ships in 2 cartons:

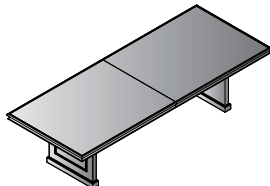
**TOW-60T/S** Top & Stretchers  
16.39 cu. ft. 203 lbs.  
**TOW-60/61B** Base (Set of 2 Legs)  
3.07 cu. ft. 114.6 lbs.



**Rectangular Table**  
**96x48x30H**  
**TOW-60Q-CHY \$5,325**  
26 cu. ft. 277.8 lbs.

Ships in 3 cartons:

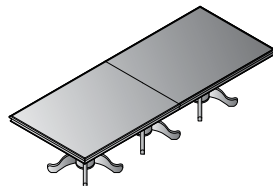
**TOW-60T/S** Top & Stretchers  
16.39 cu. ft. 203 lbs.  
**TOW-QAB** Base (2 qty)  
12.21 cu. ft. 49 lbs.  
Queen Anne Base (assembly required)



**Rectangular Table**  
**120x48x30H**  
**TOW-61-CHY \$5,710**  
28.2 cu. ft. 418.9 lbs.

Ships in 3 cartons:

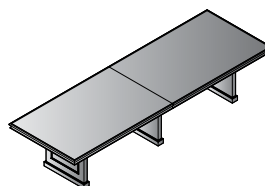
**TOW-61T** Top (2-piece)  
14.16 cu. ft. 220 lbs.  
**TOW-61S** Stretchers (2)  
2.2 cu. ft. 79.4 lbs.  
**TOW-60/61B** Base (set of 2 Legs)  
3.07 cu. ft. 114.6 lbs.



**Rectangular Table w/Queen Anne Base**  
**120x48x30H**  
**TOW-61Q-CHY \$6,635**  
23.5 cu. ft. 357.1 lbs.

Ships in 4 cartons:

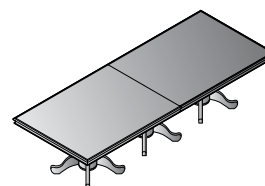
**TOW-61T** Top (2-piece)  
14.16 cu. ft. 220 lbs.  
**TOW-QAB** Base (3 qty)  
12.21 cu. ft. 49 lbs.  
Queen Anne Base (assembly required)



**Rectangular Table 144x48x30H**  
**TOW-62-CHY \$7,200**  
32.8 cu. ft. 421.1 lbs.

Ships in 2 cartons:

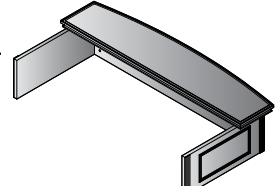
**TOW-62T/S** Top (2-piece) & Stretchers (4)  
18.47 cu. ft. 334 lbs.  
**TOW-62B** Base (Set of 3 Legs)  
5.72 cu. ft. 93 lbs.



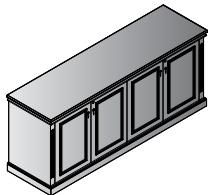
**Rectangular Table w/Queen Anne Base**  
**144x48x30H**  
**TOW-62Q-CHY \$8,450**  
29.3 cu. ft. 410.1 lbs.

Ships in 4 cartons:

**TOW-62T/S** Top (2-piece) & Stretchers (4)  
18.47 cu. ft. 334 lbs.  
**TOW-QAB** Base (3 qty)  
12.21 cu. ft. 49 lbs.  
Queen Anne Base (assembly required)

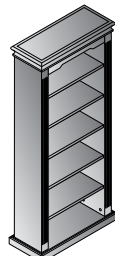


**Reception Station**  
**72x37x15.5H**  
**TOW-126-CHY \$1,350**  
5.48 cu. ft. 99.2 lbs.  
Fits 72"x36" Desks



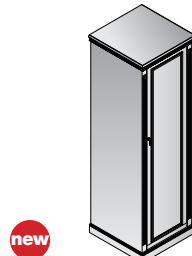
**4-Door Credenza 72x20x30H**  
**TOW-50-CHY \$4,525**  
31.66 cu. ft. 227 lbs.

Ships assembled in 1 carton



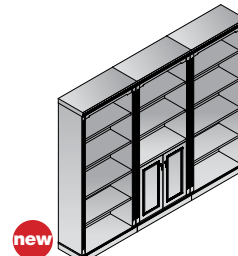
**6-Shelf Bookcase 32x14x75H**  
**TOW-56-CHY \$2,160**  
8.2 cu. ft. 164 lbs.

2 Fixed (Middle, Bottom)  
4 Adjustable Shelves



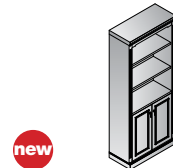
**Single Door Wardrobe 24x24x75H**  
**TOW-151-CHY \$2,525**  
10.3 cu. ft. 165 lbs.

Upper Shelf: 17.75"H  
Coat Storage: 51"H




**3-Piece Wall Unit 90x14x72H**  
**TOWCHY-TYPWALL \$6,900**  
19.2 cu. ft. 438 lbs.

Consists of:  
**TOW-113** 30x14x72 WU Bookcase w/Doors  
6.4 cu. ft. 152 lbs.  
**TOW-156** 30x14x72 WU Bookcase  
6.4 cu. ft. 143 lbs.  
**TOW-156** 30x14x72 WU Bookcase  
6.4 cu. ft. 143 lbs.  
Ships in 3 cartons



**new**  
**WU Bookcase w/Doors 30x14x72H**  
**TOW-113-CHY \$2,500**  
6.4 cu. ft. 152 lbs.

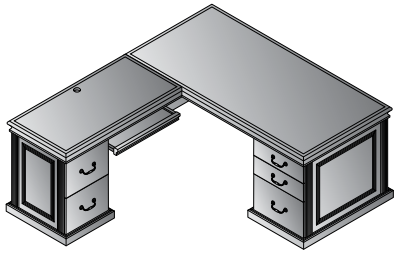
3 Adjustable Shelves,  
2 Doors  
Side by Side Use



**new**  
**WU Bookcase 30x14x72H**  
**TOW-156-CHY \$2,200**  
6.4 cu. ft. 143 lbs.

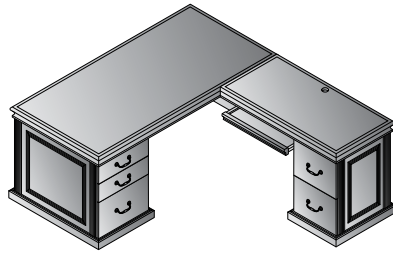
3 Adjustable Shelves  
Side by Side Use





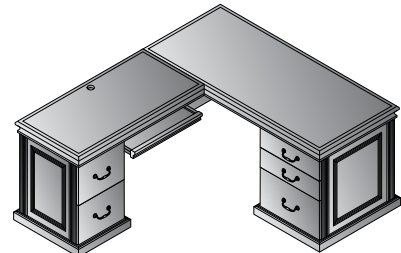
**L-Shape with Left Return 72"x84"**  
**TOWCHY-TYP8L** **\$6,660**  
 42.6 cu. ft. 346.1 lbs.

- Consists of:
- TOW-01R** 72x36x30H Right DeskTop/Mod Set  
13.22 cu. ft. 164 lbs. \$2,080
  - TOW-64R** Right BBF Pedestal for TOW01R  
13.51 cu. ft. 125 lbs. \$2,100
  - TOW-45L** Left Return Top/Mod Set 48x24x30H  
5.6 cu. ft. 87 lbs. \$1,240
  - TOW-75L** Left FF Pedestal for TOW043/45  
7.68 cu. ft. 74 lbs. \$1,240



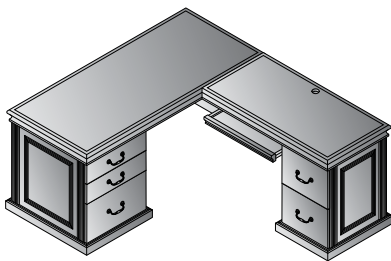
**L-Shape with Right Return 72"x84"**  
**TOWCHY-TYP8R** **\$6,660**  
 42.6 cu. ft. 346.1 lbs.

- Consists of:
- TOW-01L** 72x36x30H Left Desk Top/Mod Set  
13.22 cu. ft. 164 lbs. \$2,080
  - TOW-64L** Left BBF Pedestal for TOW01L  
13.51 cu. ft. 125 lbs. \$2,100
  - TOW-45R** Right Return Top/Mod Set 48x24x30H  
5.6 cu. ft. 87 lbs. \$1,240
  - TOW-75R** Right FF Pedestal for TOW043/45  
7.68 cu. ft. 74 lbs. \$1,240



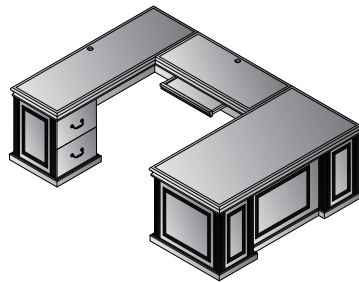
**L-Shape with Left Return 66"x78"**  
**TOWCHY-TYP9L** **\$6,040**  
 36.1 cu. ft. 310.9 lbs.

- Consists of:
- TOW-02R** 66x30x30H Right Desk Top/Mod Set  
10.29 cu. ft. 132 lbs. \$1,800
  - TOW-62R** Right BBF Pedestal for TOW02R  
13.4 cu. ft. 97.0 lbs. \$1,760
  - TOW-45L** Left Return Top/Mod Set 48x24x30H  
5.6 cu. ft. 87 lbs. \$1,240
  - TOW-75L** Left Pedestal for TOW043/45  
7.68 cu. ft. 74 lbs. \$1,240



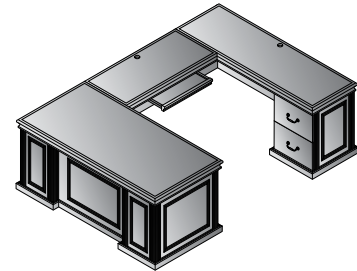
**L-Shape with Right Return 66"x78"**  
**TOWCHY-TYP9R** **\$6,040**  
 36.1 cu. ft. 310.9 lbs.

- Consists of:
- TOW-02L** 66x30x30H Left Desk Top/Mod Set  
10.29 cu. ft. 132 lbs. \$1,800
  - TOW-62L** Left BBF Pedestal for TOW02L  
11.2 cu. ft. 116 lbs. \$1,760
  - TOW-45R** Right Return Top/Mod Set 48x24x30H  
5.6 cu. ft. 87 lbs. \$1,240
  - TOW-75R** Right Pedestal for TOW043/45  
7.68 cu. ft. 74 lbs. \$1,240



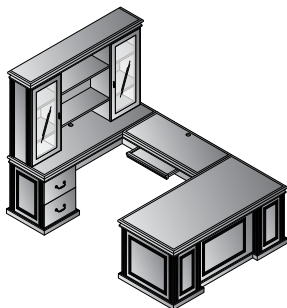
**U-Shape with Left Bridge 72"x108"**  
**TOWCHY-TYP22L** **\$8,780**  
 68.9 cu. ft. 546.7 lbs.

- Consists of:
- TOW-01R** 72x36x30H Right DeskTop/Mod Set  
17.8 cu. ft. 134.5 lbs. \$2,080
  - TOW-64R** Right BBF Pedestal for TOW01R  
13.51 cu. ft. 125 lbs. \$2,100
  - TOW-70** Bridge 48x24x30H  
6.35 cu. ft. 92 lbs. \$1,265
  - TOW-43L** 72x24x30H Left Credenza Top/Mod Set  
10.13 cu. ft. 123 lbs. \$1,575
  - TOW-78L** Left FF Pedestal for TOW043L  
8.96 cu. ft. 100 lbs. \$1,760



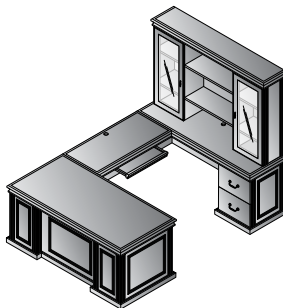
**U-Shape with Right Bridge 72"x108"**  
**TOWCHY-TYP22R** **\$8,780**  
 68.9 cu. ft. 546.7 lbs.

- Consists of:
- TOW01L** 72x36x30H Left DeskTop/Mod Set  
17.8 cu. ft. 134.5 lbs. \$2,080
  - TOW-64L** Left BBF Pedestal for TOW01L  
13.51 cu. ft. 125 lbs. \$2,100
  - TOW-70** Bridge 48x24x30H  
6.35 cu. ft. 92 lbs. \$1,265
  - TOW-43R** 72x24x30H Right Credenza Top/Mod Set  
10.13 cu. ft. 123 lbs. \$1,575
  - TOW-78R** Right FF Pedestal for TOW043L  
8.96 cu. ft. 100 lbs. \$1,760



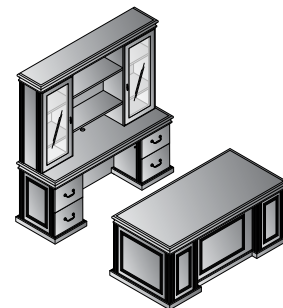
**U-Shape with Left Bridge + Hutch 72"x108"**  
**TOWCHY-TYP12L** **\$12,430**  
 98.6 cu. ft. 778.2 lbs.

- Consists of: (7 cartons)
- TOW-01R** 72x36x30H Right DeskTop/Mod Set  
13.22 cu. ft. 164 lbs. \$2,080
  - TOW-64R** RightBBF Pedestal for TOW01R  
13.51 cu. ft. 125 lbs. \$2,100
  - TOW-70** Bridge 48x24x30H  
6.35 cu. ft. 92 lbs. \$1,265
  - TOW-43L** 72x24x30H Left Credenza Top/Mod Set  
10.13 cu. ft. 123 lbs. \$1,575
  - TOW-78L** Left FF Pedestal for TOW043L  
8.96 cu. ft. 100 lbs. \$1,760
  - TOW-84** Overhead Storage Hutch 72x15x45H  
26.2 cu. ft. 231.5 lbs. \$3,650  
Consists of TOW-84A, TOW-84B



**U-Shape with Right Bridge + Hutch 72"x108"**  
**TOWCHY-TYP12R** **\$12,430**  
 98.6 cu. ft. 778.2 lbs.

- Consists of: (7 cartons)
- TOW-01L** 72x36x30H Left DeskTop/Mod Set  
13.22 cu. ft. 164 lbs. \$2,080
  - TOW-64L** Left BBF Pedestal for TOW01L  
13.51 cu. ft. 125 lbs. \$2,100
  - TOW-70** Bridge 48x24x30H  
6.35 cu. ft. 92 lbs. \$1,265
  - TOW-43R** 72x24x30H Right Credenza Top/Mod Set  
10.13 cu. ft. 123 lbs. \$1,575
  - TOW-78R** Right FF Pedestal for TOW043L  
8.96 cu. ft. 100 lbs. \$1,760
  - TOW-84** Overhead Storage Hutch 72x15x45H  
26.2 cu. ft. 231.5 lbs. \$3,650  
Consists of TOW-84A, TOW-84B



**Executive Office**  
**TOWCHY-TYP11** **\$12,680**  
 103.3 cu. ft. 798.1 lbs.

- Consists of: (8 cartons)
- TOW-TYP2** 72x36x30H Double Pedestal Desk  
42.3 cu. ft. 310.9 lbs. \$5,050
  - TOW-TYP5** 72x24x30H Double Pedestal Credenza  
31.3 cu. ft. 255.7 lbs. \$3,980
  - TOW-84** Overhead Storage Hutch 72x15x45H  
26.2 cu. ft. 231.5 lbs. \$3,650  
Consists of TOW-84A, TOW-84B



TUXSGW-TYP11G


**Dress up any office with Tuxedo.** Contract-grade laminates are accented with Silver reveal and base trim, aluminum finish drawer pulls and frosted glass/aluminum frame modesty panels and hutch doors. Silver-finish dual-electric, dual-USB power unit is standard in all bridges, returns and table tops to instantly power office technology. Full depth pedestals and full-height modesty panels are standard. Pedestals include single-key, side locking. Modular table components create 48" round, 48" square and expandable rectangular conference tables. Tables feature standard dual-electric, dual-USB power unit with 3-way wire management in all table bases.



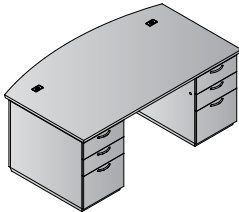
DKR Dark Roast



SGW Slate Grey

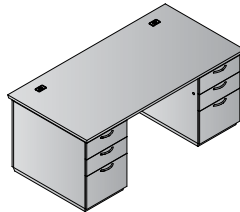


White Tops | Slate Grey Bases



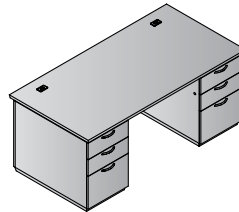
**Bow Front Double Ped Desk 72x42**  
**TUXxxx-TYP1** **\$3,745**  
 33.4 cu.ft. 339.6 lbs.

Consists of (3 cartons):  
**TUX-89** 72x42 Bow Front Desk Set  
 6.9 cu.ft. 107.6 lbs. \$995  
**TUX-65L** Left BBF Pedestal  
 13.2 cu.ft. 116 lbs. \$1,375  
**TUX-65R** Right BBF Pedestal  
 13.2 cu.ft. 116 lbs. \$1,375



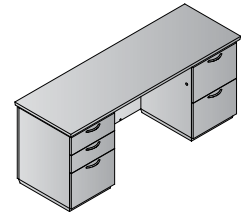
**Double Pedestal Desk 72x36**  
**TUXxxx-TYP2** **\$3,650**  
 32.5 cu.ft. 326.3 lbs.

Consists of (3 cartons):  
**TUX-01** 72x36 Desk Set  
 6.0 cu.ft. 94.4 lbs. \$900  
**TUX-65L** Left BBF Pedestal  
 13.2 cu.ft. 116 lbs. \$1,375  
**TUX-65R** Right BBF Pedestal  
 13.2 cu.ft. 116 lbs. \$1,375



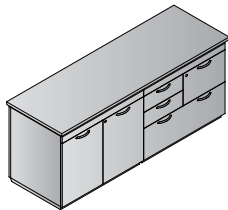
**Double Pedestal Desk 66x30**  
**TUXxxx-TYP3** **\$3,125**  
 26.8 cu.ft. 279.6 lbs.

Consists of (3 cartons):  
**TUX-02** 66x30 Desk Set  
 4.7 cu.ft. 75 lbs. \$725  
**TUX-63L** Left BBF Pedestal  
 11.1 cu.ft. 102.3 lbs. \$1,200  
**TUX-63R** Right BBF Pedestal  
 11.1 cu.ft. 102.3 lbs. \$1,200



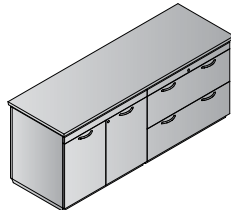
**Double Pedestal Credenza 72x24**  
**TUXxxx-TYP5** **\$3,050**  
 24 cu.ft. 262.8 lbs.

Consists of (3 cartons):  
**TUX-43** 72x24 Credenza Set  
 6.0 cu.ft. 92.6 lbs. \$870  
**TUX-66L** Left BBF Return/Credenza Pedestal  
 9.0 cu.ft. 87.3 lbs. \$1,090  
**TUX-75R** Right FF Return/Credenza Pedestal  
 9.0 cu.ft. 82.9 lbs. \$1,090



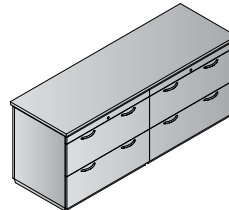
**MultiFile/Storage Credenza 72x24**  
**TUXxxx-TYP204** **\$4,250**  
 39 cu.ft. 349.7 lbs.

Consists of (3 cartons):  
**TUX-43** 72x24 Credenza Set  
 6.0 cu.ft. 92.6 lbs. \$870  
**TUX-69NT** MultiFile Cabinet w/o Top  
 16.5 cu.ft. 149.9 lbs. \$1,895  
**TUX-13NT** 2-Door Storage Cabinet w/o Top  
 16.5 cu.ft. 107.2 lbs. \$1,485



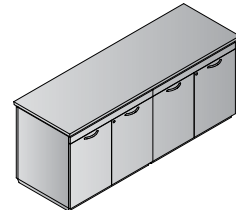
**Lateral File/Storage Credenza 72x24**  
**TUXxxx-TYP205** **\$4,080**  
 39 cu.ft. 341.8 lbs.

Consists of (3 cartons):  
**TUX-43** 72x24 Credenza Set  
 6.0 cu.ft. 92.6 lbs. \$830  
**TUX-12NT** 2-Drawer Lateral File w/o Top  
 16.5 cu.ft. 142 lbs. \$1,665  
**TUX-13NT** 2-Door Storage Cabinet w/o Top  
 16.5 cu.ft. 107.2 lbs. \$1,485



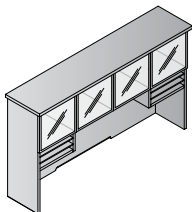
**Double Lateral File Credenza 72x24**  
**TUXxxx-TYP206** **\$4,320**  
 39 cu.ft. 376.6 lbs.

Consists of (3 cartons):  
**TUX-43** 72x24 Credenza Set  
 6.0 cu.ft. 92.6 lbs. \$870  
**TUX-12NT** 2-Drawer Lateral File w/o Top  
 16.5 cu.ft. 142 lbs. \$1,725  
**TUX-12NT** 2-Drawer Lateral File w/o Top  
 16.5 cu.ft. 142 lbs. \$1,725



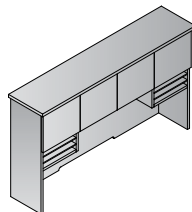
**4-Door Storage Credenza 72x24**  
**TUXxxx-TYP207** **\$3,840**  
 39 cu.ft. 307 lbs.

Consists of (3 cartons):  
**TUX-43** 72x24 Credenza Set  
 6.0 cu.ft. 92.6 lbs. \$870  
**TUX-13NT** 2-Door Storage Cabinet w/o Top  
 16.5 cu.ft. 107.2 lbs. \$1,485  
**TUX-13NT** 2-Door Storage Cabinet w/o Top  
 16.5 cu.ft. 107.2 lbs. \$1,485



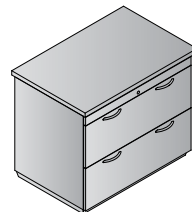
**72" Hutch with Glass/Aluminum Doors 72x16x42H**  
**TUXxxx-42** **\$2,295**  
 9.9 cu.ft. 196.7 lbs.

Consists of (2 cartons):  
**TUX-44H** 72" Hutch w/o Doors  
 8.2 cu.ft. 168.5 lbs. \$1,800  
**TUX-4DG** Glass/Aluminum Doors (Set of 4)  
 1.6 cu.ft. 28.2 lbs. \$495

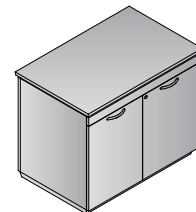


**72" Hutch with Wood Doors 72x16x42H**  
**TUXxxx-44** **\$2,060**  
 9.5 cu.ft. 190.5 lbs.

Consists of (2 cartons):  
**TUX-44H** 72" Hutch w/o Doors  
 8.2 cu.ft. 168.5 lbs. \$1,800  
**TUX-4DW** Wood Doors (Set of 4)  
 1.2 cu.ft. 22.1 lbs. \$260



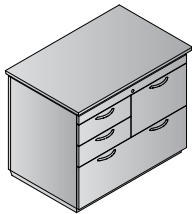
**2-Drawer Lateral File 36x24x30H**  
**TUX-12-xxx** **\$1,850**  
 18.8 cu.ft. 164.1 lbs.



**2-Door Storage Cabinet 36x24x30H**  
**TUXxxx-13** **\$1,900**  
 18.8 cu.ft. 148.6 lbs.

Consists of (2 cartons):  
**TUX-13NT** 2-Door Storage Cabinet w/o Top  
 16.5 cu.ft. 107.2 lbs. \$1,485  
**TUX-169T** 36x24x28H Top & Modesty Panel  
 2.3 cu.ft. 41.5 lbs. \$415

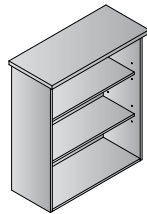




**MultiFile Cabinet 36x24x30H**  
**TUXxxx-69**  
 18.8 cu.ft. 191.4 lbs.

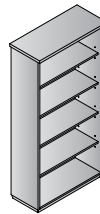
**\$2,310**

Consists of (2 cartons):  
**TUX-69NT** 35x22x29 MultiFile Cabinet w/o Top  
 16.5 cu.ft. 149.9 lbs. \$1,895  
**TUX-169T** 36x24x28H Top & Modesty Panel  
 2.3 cu.ft. 41.5 lbs. \$415



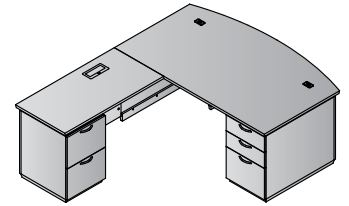
**3-Shelf Bookcase/Open Hutch 36x16x42H**  
**TUX-55-xxx**  
 5.5 cu.ft. 104.1 lbs.  
*Not available in WHTSGW*

**\$850**



**5-Shelf Bookcase 36x16x72H**  
**TUX-56-xxx**  
 8.6 cu.ft. 155.2 lbs.  
*Not available in WHTSGW*

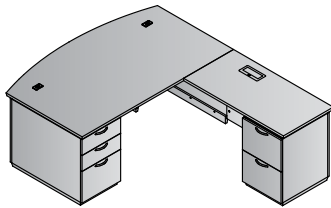
**\$1,350**



**L-Shape w/Bow Front Desk + Left Return 72x90**  
**TUXxxx-TYP8L**  
 37.9 cu.ft. 411.9 lbs.

**\$4,740**

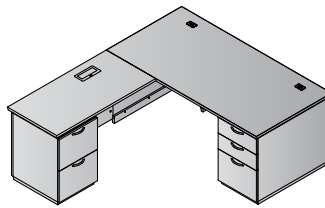
Consists of (5 cartons):  
**TUX-89** 72x42 Bow Front Desk Set  
 6.9 cu.ft. 107.6 lbs. \$995  
**TUX-65R** Right BBF Pedestal  
 13.2 cu.ft. 116 lbs. \$1,375  
**TUX-71L** Left False Pedestal  
 3.5 cu.ft. 39.7 lbs. \$520  
**TUX-45L** 48x24 Left Return Set  
 5.2 cu.ft. 65.7 lbs. \$760  
**TUX-75L** Left FF Return/Credenza Pedestal  
 9.0 cu.ft. 82.9 lbs. \$1,090



**L-Shape w/Bow Front Desk + Right Return 72x90**  
**TUXxxx-TYP8R**  
 37.9 cu.ft. 411.9 lbs.

**\$4,740**

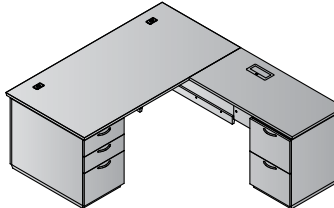
Consists of (5 cartons):  
**TUX-89** 72x42 Bow Front Desk Set  
 6.9 cu.ft. 107.6 lbs. \$995  
**TUX-65L** Left BBF Pedestal  
 13.2 cu.ft. 116 lbs. \$1,375  
**TUX-71R** Right False Pedestal  
 3.5 cu.ft. 39.7 lbs. \$520  
**TUX-45R** 48x24 Right Return Set  
 5.2 cu.ft. 65.7 lbs. \$760  
**TUX-75R** Right FF Return/Credenza Pedestal  
 9.0 cu.ft. 82.9 lbs. \$1,090



**L-Shape w/Left Return 66x78**  
**TUXxxx-TYP9L**  
 32.9 cu.ft. 360.3 lbs.

**\$4,295**

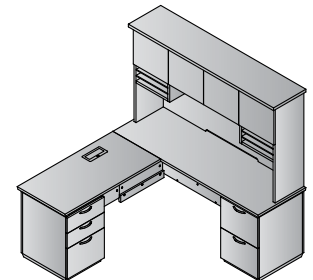
Consists of (5 cartons):  
**TUX-02** 66x30 Desk Set  
 4.7 cu.ft. 75 lbs. \$725  
**TUX-63R** Right BBF Pedestal  
 11.1 cu.ft. 102.3 lbs. \$1,200  
**TUX-67L** Left False Pedestal  
 2.9 cu.ft. 34.4 lbs. \$520  
**TUX-45L** 48x24 Left Return Set  
 5.2 cu.ft. 65.7 lbs. \$760  
**TUX-75L** Left FF Return/Credenza Pedestal  
 9.0 cu.ft. 82.9 lbs. \$1,090



**L-Shape w/Right Return 66x78**  
**TUXxxx-TYP9R**  
 32.9 cu.ft. 360.3 lbs.

**\$4,295**

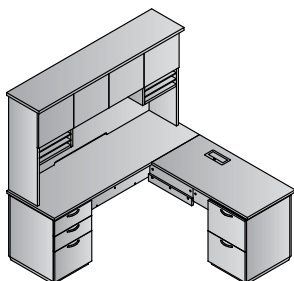
Consists of (5 cartons):  
**TUX-02** 66x30 Desk Set  
 4.7 cu.ft. 75 lbs. \$725  
**TUX-63L** Left BBF Pedestal  
 11.1 cu.ft. 102.3 lbs. \$1,200  
**TUX-67R** Right False Pedestal  
 2.9 cu.ft. 34.4 lbs. \$520  
**TUX-45R** 48x24 Right Return Set  
 5.2 cu.ft. 65.7 lbs. \$760  
**TUX-75R** Right FF Return/Credenza Pedestal  
 9.0 cu.ft. 82.9 lbs. \$1,090



**Left L + Hutch 72x72**  
**TUXxxx-TYP231L**  
 38.6 cu.ft. 519 lbs.

**\$5,870**

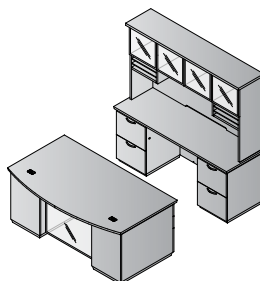
Consists of (6 cartons):  
**TUX-43** 72x24 Credenza Set  
 6.0 cu.ft. 92.6 lbs. \$870  
**TUX-75R** Right FF Return/Credenza Pedestal  
 9.0 cu.ft. 82.9 lbs. \$1,090  
**TUX-45L** 48x24 Left Return Set  
 5.2 cu.ft. 65.7 lbs. \$760  
**TUX-66L** Left BBF Return/Credenza Pedestal  
 9.0 cu.ft. 87.3 lbs. \$1,090  
**TUX-44H** 72" Hutch w/o Doors  
 8.2 cu.ft. 168.5 lbs. \$1,800  
**TUX-4DW** Wood Doors (Set of 4)  
 1.2 cu.ft. 22.1 lbs. \$260



**Right L + Hutch 72x72**  
**TUXxxx-TYP231R**  
 38.6 cu.ft. 519 lbs.

**\$5,870**

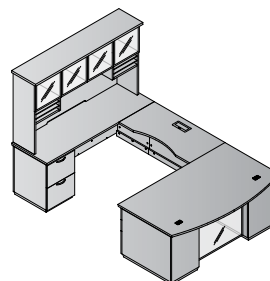
Consists of (6 cartons):  
**TUX-43** 72x24 Credenza Set  
 6.0 cu.ft. 92.6 lbs. \$870  
**TUX-66L** Left BBF Return/Credenza Pedestal  
 9.0 cu.ft. 87.3 lbs. \$1,090  
**TUX-45R** 48x24 Right Return Set  
 5.2 cu.ft. 65.7 lbs. \$760  
**TUX-75R** Right FF Return/Credenza Pedestal  
 9.0 cu.ft. 82.9 lbs. \$1,090  
**TUX-44H** 72" Hutch w/o Doors  
 8.2 cu.ft. 168.5 lbs. \$1,800  
**TUX-4DW** Wood Doors (Set of 4)  
 1.2 cu.ft. 22.1 lbs. \$260



**Double Pedestal Desk**  
**TUXxxx-TYP11G**  
 67.3 cu.ft. 794.7 lbs.

**\$9090**

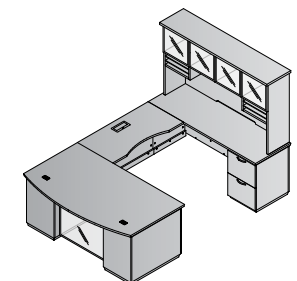
Consists of (8 cartons):  
**TUX-89** 72x42 Bow Front Desk Set  
 6.9 cu.ft. 107.6 lbs. \$995  
**TUX-65L** Left BBF Pedestal  
 13.2 cu.ft. 116 lbs. \$1,375  
**TUX-65R** Right BBF Pedestal  
 13.2 cu.ft. 116 lbs. \$1,375  
**TUX-43** 72x24 Credenza Set  
 6.0 cu.ft. 92.6 lbs. \$870  
**TUX-75L** Left FF Return/Credenza Pedestal  
 9.0 cu.ft. 82.9 lbs. \$1,090  
**TUX-75R** Right FF Return/Credenza Pedestal  
 9.0 cu.ft. 82.9 lbs. \$1,090  
**TUX-44H** 72" Hutch w/o Doors  
 8.2 cu.ft. 168.5 lbs. \$1,800  
**TUX-4DG** Glass/Aluminum Doors (Set of 4)  
 1.6 cu.ft. 28.2 lbs. \$495



**U-Shape w/Bridge on Left + Hutch 72x114**  
**TUXxxx-TYP12LG**  
 54.3 cu.ft. 678.5 lbs.

**\$8,190**

Consists of (8 cartons):  
**TUX-89** 72x42 Bow Front Desk Set  
 6.9 cu.ft. 107.6 lbs. \$995  
**TUX-65R** Right BBF Pedestal  
 13.2 cu.ft. 116 lbs. \$1,375  
**TUX-71L** Left False Pedestal  
 3.5 cu.ft. 39.7 lbs. \$520  
**TUX-70** 48x24 Bridge  
 5.8 cu.ft. 43 lbs. \$1,045  
**TUX-43** 72x24 Credenza Set  
 6.0 cu.ft. 92.6 lbs. \$870  
**TUX-75L** Left FF Return/Credenza Pedestal  
 9.0 cu.ft. 82.9 lbs. \$1,090  
**TUX-44H** 72" Hutch w/o Doors  
 8.2 cu.ft. 168.5 lbs. \$1,800  
**TUX-4DG** Glass/Aluminum Doors (Set of 4)  
 1.6 cu.ft. 28.2 lbs. \$495

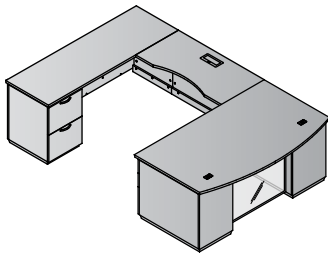


**U-Shape w/Bridge on Right + Hutch 72x114**  
**TUXxxx-TYP12RG**  
 54.3 cu.ft. 678.5 lbs.

**\$8,190**

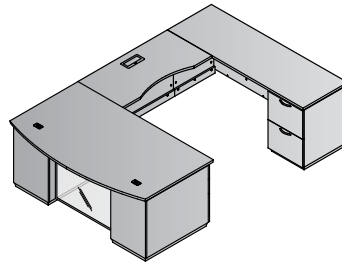
Consists of (8 cartons):  
**TUX-89** 72x42 Bow Front Desk Set  
 6.9 cu.ft. 107.6 lbs. \$995  
**TUX-65L** Left BBF Pedestal  
 13.2 cu.ft. 116 lbs. \$1,375  
**TUX-71R** Right False Pedestal  
 3.5 cu.ft. 39.7 lbs. \$520  
**TUX-70** 48x24 Bridge  
 5.8 cu.ft. 43 lbs. \$1,045  
**TUX-43** 72x24 Credenza Set  
 6.0 cu.ft. 92.6 lbs. \$870  
**TUX-75R** Right FF Return/Credenza Pedestal  
 9.0 cu.ft. 82.9 lbs. \$1,090  
**TUX-44H** 72" Hutch w/o Doors  
 8.2 cu.ft. 168.5 lbs. \$1,800  
**TUX-4DG** Glass/Aluminum Doors (Set of 4)  
 1.6 cu.ft. 28.2 lbs. \$495





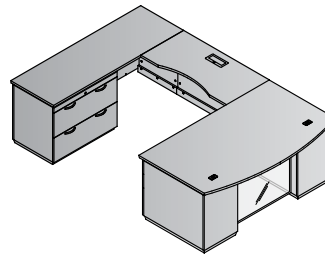
**U-Shape w/Bridge on Left 72x114**  
**TUXxxx-TYP22L** **\$5,895**  
 44.4 cu.ft. 481.8 lbs.

- Consists of (6 cartons):  
**TUX-89** 72x42 Bow Front Desk Set  
 6.9 cu.ft. 107.6 lbs. \$995  
**TUX-65R** Right BBF Pedestal  
 13.2 cu.ft. 116 lbs. \$1,375  
**TUX-71L** Left False Pedestal  
 3.5 cu.ft. 39.7 lbs. \$520  
**TUX-70** 48x24 Bridge  
 5.8 cu.ft. 43 lbs. \$1,045  
**TUX-43** 72x24 Credenza Set  
 6.0 cu.ft. 92.6 lbs. \$870  
**TUX-75L** Left FF Return/Credenza Pedestal  
 9.0 cu.ft. 82.9 lbs. \$1,090



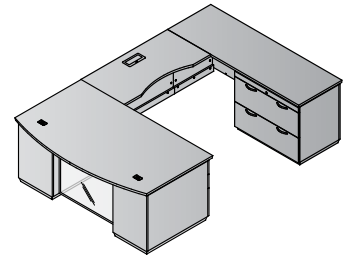
**U-Shape w/Bridge on Right 72x114**  
**TUXxxx-TYP22R** **\$5,895**  
 44.4 cu.ft. 481.8 lbs.

- Consists of (6 cartons):  
**TUX-89** 72x42 Bow Front Desk Set  
 6.9 cu.ft. 107.6 lbs. \$995  
**TUX-65L** Left BBF Pedestal  
 13.2 cu.ft. 116 lbs. \$1,375  
**TUX-71R** Right False Pedestal  
 3.5 cu.ft. 39.7 lbs. \$520  
**TUX-70** 48x24 Bridge  
 5.8 cu.ft. 43 lbs. \$1,045  
**TUX-43** 72x24 Credenza Set  
 6.0 cu.ft. 92.6 lbs. \$870  
**TUX-75R** Right FF Return/Credenza Pedestal  
 9.0 cu.ft. 82.9 lbs. \$1,090



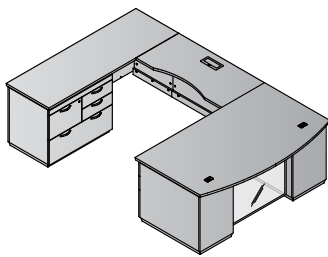
**U-Shape w/Left Bridge+Lat. File Ped 72x114**  
**TUXxxx-TYP52L** **\$6,530**  
 51.9 cu.ft. 540.9 lbs.

- Consists of (6 cartons):  
**TUX-89** 72x42 Bow Front Desk Set  
 6.9 cu.ft. 107.6 lbs. \$995  
**TUX-65R** Right BBF Pedestal  
 13.2 cu.ft. 116 lbs. \$1,375  
**TUX-71L** Left False Pedestal  
 3.5 cu.ft. 39.7 lbs. \$520  
**TUX-70** 48x24 Bridge  
 5.8 cu.ft. 43 lbs. \$1,045  
**TUX-43** 72x24 Credenza Set  
 6.0 cu.ft. 92.6 lbs. \$870  
**TUX-12NT** 2-Drawer Lateral File w/o Top  
 16.5 cu.ft. 142 lbs. \$1,725



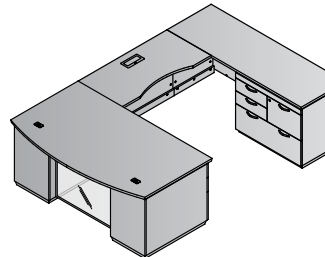
**U-Shape w/Right Bridge+Lat. File Credenza Ped**  
**TUXxxx-TYP52R** **\$6,530**  
 51.9 cu.ft. 540.9 lbs.

- Consists of (6 cartons):  
**TUX-89** 72x42 Bow Front Desk Set  
 6.9 cu.ft. 107.6 lbs. \$995  
**TUX-65L** Left BBF Pedestal  
 13.2 cu.ft. 116 lbs. \$1,375  
**TUX-71R** Right False Pedestal  
 3.5 cu.ft. 39.7 lbs. \$520  
**TUX-70** 48x24 Bridge  
 5.8 cu.ft. 43 lbs. \$1,045  
**TUX-43** 72x24 Credenza Set  
 6.0 cu.ft. 92.6 lbs. \$870  
**TUX-12NT** 2-Drawer Lateral File w/o Top  
 16.5 cu.ft. 142 lbs. \$1,725



**U-Shape w/Left Bridge+MultiFile Ped 72x114**  
**TUXxxx-TYP53L** **\$6,700**  
 51.9 cu.ft. 548.8 lbs.

- Consists of (6 cartons):  
**TUX-89** 72x42 Bow Front Desk Set  
 6.9 cu.ft. 107.6 lbs. \$995  
**TUX-65R** Right BBF Pedestal  
 13.2 cu.ft. 116 lbs. \$1,375  
**TUX-71L** Left False Pedestal  
 3.5 cu.ft. 39.7 lbs. \$520  
**TUX-70** 48x24 Bridge  
 5.8 cu.ft. 43 lbs. \$1,045  
**TUX-43** 72x24 Credenza Set  
 6.0 cu.ft. 92.6 lbs. \$870  
**TUX-69NT** MultiFile Cabinet w/o Top  
 16.5 cu.ft. 149.9 lbs. \$1,895



**U-Shape w/Right Bridge+MultiFile Ped 72x114**  
**TUXxxx-TYP53R** **\$6,700**  
 51.9 cu.ft. 548.8 lbs.

- Consists of (6 cartons):  
**TUX-89** 72x42 Bow Front Desk Set  
 6.9 cu.ft. 107.6 lbs. \$995  
**TUX-65L** Left BBF Pedestal  
 13.2 cu.ft. 116 lbs. \$1,375  
**TUX-71R** Right False Pedestal  
 3.5 cu.ft. 39.7 lbs. \$520  
**TUX-70** 48x24 Bridge  
 5.8 cu.ft. 43 lbs. \$1,045  
**TUX-43** 72x24 Credenza Set  
 6.0 cu.ft. 92.6 lbs. \$870  
**TUX-69NT** MultiFile Cabinet w/o Top  
 16.5 cu.ft. 149.9 lbs. \$1,895



**TUXDKR-TYP8R**



**TUXWHTSGW-TYP231R**

- Consists of:  
 TUX-43-WHTSGW  
 TUX-66L-SGW  
 TUX-45R-WHTSGW  
 TUX-75R-SGW  
 TUX-44H-WHT  
 TUX-4DW-SGW

White Tops and Slate Grey Bases

**(WHTSGW)**



**TUXWHTSGW-TYP8R**

- Consists of: TUX-89-WHT  
 TUX-65L-SGW • TUX-71R-SGW  
 TUX-45R-WHTSGW • TUX-75R-SGW

**WHT & WHTSGW  
Components**

**White Top/  
Glass Modesty Panel**

- TUX-01-WHT
- TUX-02-WHT
- TUX-89-WHT

**White Hutch (no doors)**

- TUX-44H-WHT

**White Top/  
Slate Grey  
Modesty Panel**

- TUX-43-WHTSGW
- TUX-45L-WHTSGW
- TUX-45R-WHTSGW
- TUX-70-WHTSGW
- TUX-169T-WHTSGW



**TUXWHTSGW-TYP12RG**

**TUXWHT-42**  
 Consists of:  
 TUX-44H-WHT • TUX-4DG

**TUXWHTSGW-TYP5**  
 Consists of:  
 TUX-43-WHTSGW  
 TUX-66L-SGW • TUX-75R-SGW

**TUXWHTSGW-44**  
 Consists of:  
 TUX-44H-WHT • TUX-4DW-SGW

**TUXWHTSGW-TYP205**  
 Consists of:  
 TUX-43-WHTSGW  
 TUX-12NT-SGW • TUX-13NT-SGW





## Tuxedo Tables

Since Tuxedo 48" Tops & Bases are stocked separately, you can mix/match components in a variety of color combinations. Modular components allow you to build tables to your preferred length.

Table-height, dual-power/dual-USB stations are included with each 48" top. Each features brushed silver finish with push-button opening. Bases feature 3-way wire management and silver angle-plinth base.

Conference credenza (TUXxxx-TYP207) available in matching color and color combinations.

### Finish Key



**SGW** - Slate Grey




**DKR** - Dark Roast



**WHT** - White







Rectangular Table 96x48x30H

**TUXxxx-60**

**\$3,200**

22.2 cu.ft. 233.7 lbs.

Consists of (4 cartons):

**TUX-59ST** 48" Square Top

3.8 cu.ft. 66.2 lbs. \$900

**TUX-59ST** 48" Square Top

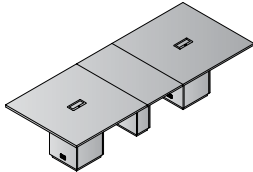
3.8 cu.ft. 66.2 lbs. \$900

**TUX-5859B** Base

7.3 cu.ft. 50.7 lbs. \$700

**TUX-5859B** Base

7.3 cu.ft. 50.7 lbs. \$700



Rectangular Table 120x48x30H

**TUXxxx-61**

**\$4,000**

31.3 cu.ft. 299.0 lbs.

Consists of (5 cartons):

**TUX-59ST** 48" Square Top

3.8 cu.ft. 66.2 lbs. \$900

**TUX-59ST** 48" Square Top

3.8 cu.ft. 66.2 lbs. \$900

**TUX-59E** 24" Extension Top/Base

9.1 cu.ft. 65.3 lbs. \$800

**TUX-5859B** Base

7.3 cu.ft. 50.7 lbs. \$700

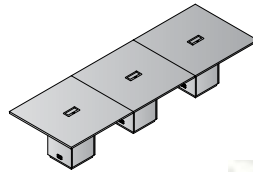
**TUX-5859B** Base

7.3 cu.ft. 50.7 lbs. \$700

For TUXxxx-61 in color combinations, purchase TUX-59E top/base in both colors.

Color-combination TUXxxx-61 will be

**\$4,800**



Rectangular Table 144x48x30H

**TUXxxx-62**

**\$4,800**

33.3 cu.ft. 350.6 lbs.

Consists of (6 cartons):

**TUX-59ST** 48" Square Top

3.8 cu.ft. 66.2 lbs. \$900

**TUX-59ST** 48" Square Top

3.8 cu.ft. 66.2 lbs. \$900

**TUX-59ST** 48" Square Top

3.8 cu.ft. 66.2 lbs. \$900

**TUX-5859B** Base

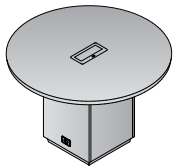
7.3 cu.ft. 50.7 lbs. \$700

**TUX-5859B** Base

7.3 cu.ft. 50.7 lbs. \$700

**TUX-5859B** Base

7.3 cu.ft. 50.7 lbs. \$700



48" Round Table

**TUXxxx-159**

**\$1,600**

11.1 cu.ft. 116.9 lbs.

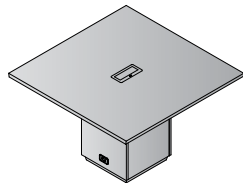
Consists of (2 cartons):

**TUX-159RT** 48" Round Top

3.8 cu.ft. 66.2 lbs. \$900

**TUX-5859B** Base

7.3 cu.ft. 50.7 lbs. \$700



48" Square Table

**TUXxxx-59**

**\$1,600**

11.1 cu.ft. 116.9 lbs.

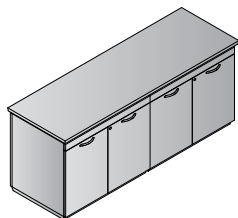
Consists of (2 cartons):

**TUX-59ST** 48" Square Top

3.8 cu.ft. 66.2 lbs. \$900

**TUX-5859B** Base

7.3 cu.ft. 50.7 lbs. \$700



4-Door Storage Credenza 72x24

**TUXxxx-TYP207**

**\$3,840**

39 cu.ft. 306.9 lbs.

Consists of (3 cartons):

**TUX-43** 72x24 Credenza Set

6.0 cu.ft. 92.6 lbs. \$870

**TUX-13NT** 2-Door Storage Cabinet w/o Top

16.5 cu.ft. 107.2 lbs. \$1,485

**TUX-13NT** 2-Door Storage Cabinet w/o Top

16.5 cu.ft. 107.2 lbs. \$1,485



2 Power / 2 USB Unit

**TUXPOW1**

**\$310**

0.4 cu.ft. 2.0 lbs.

Includes 10' cord



Standard dual-power/dual-USB stations included with 48" square table tops.



## Finish Key

**ESP** - Espresso

**URB**  
Urban Walnut

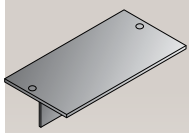
**SGW**  
Slate Grey

**PCW** - Park City  
**NJ ONLY**

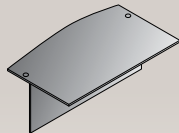
**MAH**  
Mahogany  
**NJ ONLY**

**CHY** - Cherry  
**NJ ONLY**

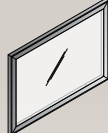
## STEPFRONT



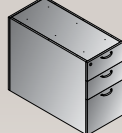
**NAP-201-xxx**  
Desk Top/Modesty Set  
71"x36"x29"  
CU:3.36 WT:90  
**List Price: \$520**



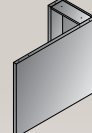
**NAP-289-xxx**  
Bow Top/Modesty Set  
71"x40"x29"  
CU:3.88 WT:95  
**List Price: \$565**



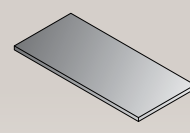
**NAP-200**  
Glass Modesty Panel  
for NAP201 & 289 Desk  
40"x28"x1"  
CU:1.82 WT:35  
**List Price: \$245**



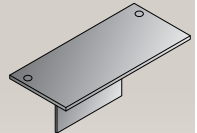
**NAP-265-xxx**  
36" Deep Desk Pedestal  
Box/Box/File  
15.5"x35.3"x28"  
CU:11.5 WT:90  
**List Price: \$925**  
*Ships Assembled*



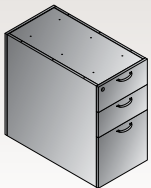
**NAP-271-xxx**  
36" Deep  
False Pedestal  
15.25"x35.25"x28"  
CU:4.83 WT:36  
**List Price: \$380**



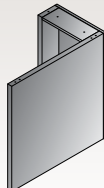
**NAP-T265-xxx**  
Top for NAP265  
Pedestal (2-Pack)  
15.6"x35.4"x1.1"  
CU:1.01 WT:18  
**List Price: \$185**  
*Not Available in PCW,  
SGW or URB*



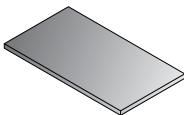
**NAP-202-xxx**  
Desk Top/Modesty Set  
66"x30"x29"  
CU:2.66 WT:73  
**List Price: \$445**



**NAP-263-xxx**  
36" Deep Pedestal  
Box/Box/File  
15.25"x29.75"x28"  
CU:9.44 WT:79  
**List Price: \$805**  
*Ships Assembled*



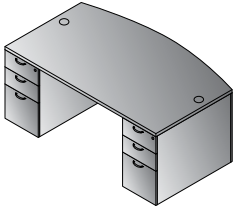
**NAP-267-xxx**  
30" Deep  
False Pedestal  
15.25"x29.75"x28"  
CU:4.16 WT:32  
**List Price: \$355**



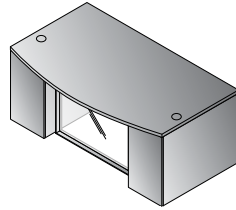
**NAP-T263-xxx**  
Top for NAP263  
Pedestal (2-Pack)  
15.6"x30"x1.1"  
CU:0.86 WT:15  
**List Price: \$160**  
*Not Available in PCW,  
SGW or URB*



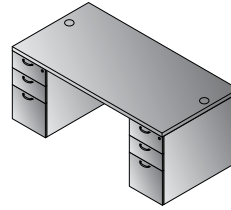
All Napa items have achieved GREENGUARD Certification



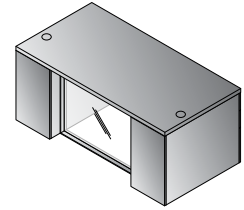
**Bow Top Desk 71"x40"**  
**NAPxxx-TYP201**  
 24.6 cu. ft. 275.6 lbs.  
 Consists of: NAP-289,265 (2qty.)  
**\$2,415**



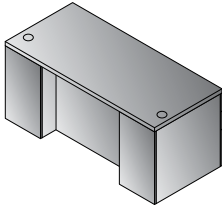
**Bow Top Desk w/Glass Modesty Panel 71"x40"**  
**NAPxxx-TYP201G**  
 25.8 cu. ft. 310.9 lbs.  
 Consists of: NAP-289,200,265 (2qty.)  
**\$2,660**



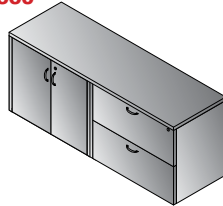
**Double Pedestal Desk 71"x36"**  
**NAPxxx-TYP202**  
 24 cu. ft. 271.2 lbs.  
 Consists of: NAP-201,265 (2qty.)  
**\$2,370**



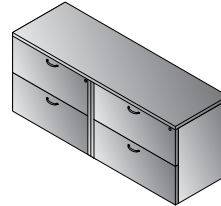
**Double Pedestal Desk w/Glass Modesty Panel 71"x36"**  
**NAPxxx-TYP202G**  
 25.3 cu. ft. 306.4 lbs.  
 Consists of: NAP-201,200,265 (2qty.)  
**\$2,615**



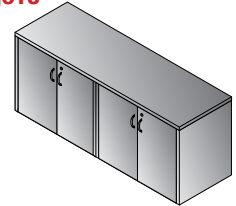
**Double Pedestal Desk 66"x30"**  
**NAPxxx-TYP203**  
 20.3 cu. ft. 244.7 lbs.  
 Consists of: NAP-202,263 (2qty.)  
**\$2,055**



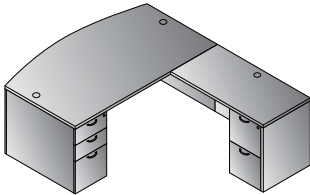
**Combo Credenza 71"x23"**  
**NAPxxx-TYP205**  
 21.5 cu. ft. 316.4 lbs.  
 Consists of: NAP-T1213,12,13  
**\$2,165**



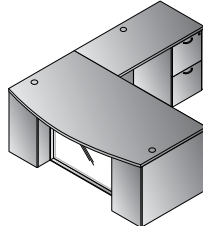
**Double Lateral File Credenza 71"x23"**  
**NAPxxx-TYP206**  
 32 cu. ft. 348.3 lbs.  
 Consists of: NAP-T1213,12 (2qty.)  
**\$2,735**



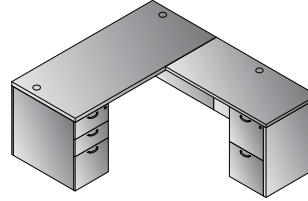
**4-Door Storage Credenza 71"x23"**  
**NAPxxx-TYP207**  
 10.9 cu. ft. 284.5 lbs.  
 Consists of: NAP-T1213,13 (2qty.)  
**\$1,595**



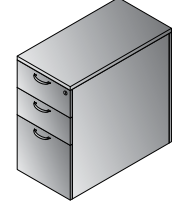
**L-Shape w/Bow Top Desk 71"x88"**  
**NAPxxx-TYP208**  
 29.7 cu. ft. 389.2 lbs.  
 Consists of: NAP-289,265,271,45,74  
**\$2,985**



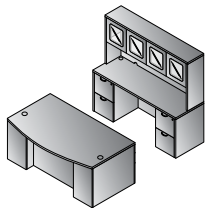
**L-Shape w/Bow Top Desk and Glass Modesty Panel 71"x88"**  
**NAPxxx-TYP208G**  
 30.9 cu. ft. 420.1 lbs.  
 Consists of: NAP-289,200,265,271,45,74  
**\$3,230**



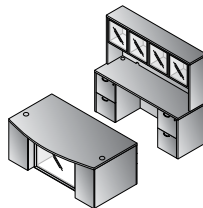
**L-Shape 66"x78"**  
**NAPxxx-TYP209**  
 26.2 cu. ft. 358.3 lbs.  
 Consists of: NAP-202,263,267,45,74  
**\$2,720**



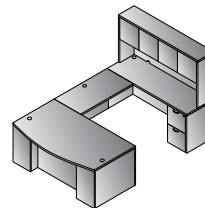
**30"D Freestanding Pedestal**  
**NAPxxx-TYP263**  
 9.6 cu. ft. 101.4 lbs.  
 Consists of: NAP-263,T263  
 Not available in PCW, SGW or URB  
**\$965**



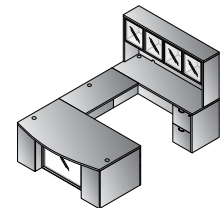
**Executive Office**  
**NAPxxx-TYP211**  
 49.5 cu. ft. 684.6 lbs.  
 Consists of: NAP-289,265 (2qty.)  
 43,74, (2qty.),41  
 NAPxxx-41 consists of: NAP-44H,4DC  
**\$5,230**



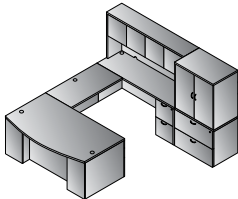
**Executive Office w/Glass Modesty Panel**  
**NAPxxx-TYP211G**  
 51 cu. ft. 719.9 lbs.  
 Consists of: NAP-289,200,265 (2qty.)  
 43,74, (2qty.),42  
 NAPxxx-42 consists of: NAP-44H,4DG  
**\$5,500**



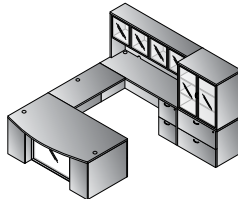
**U-Shape with Hutch 71"x112"**  
**NAPxxx-TYP212**  
 40 cu. ft. 631.8 lbs.  
 Consists of: NAP-289,265,271  
 70,43,74,44  
 NAPxxx-44 consists of: NAP-44H,4DW  
**\$4,325**



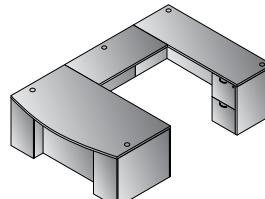
**U-Shape w/Hutch & Glass Modesty Panel 71"x112"**  
**NAPxxx-TYP212G**  
 41.5 cu. ft. 662.7 lbs.  
 Consists of: NAP-289,200,265,271,  
 70,43,74,42  
 NAPxxx-42 consists of: NAP44H,4DG  
**\$4,665**



**U-Shape w/Hutch + File Storage 107"x112"**  
**NAPxxx-TYP213**  
 61 cu. ft. 936.1 lbs.  
 Consists of: NAP-289,265,271,70,43,  
 74,44,12,212DW  
 NAPxxx-44 consists of: NAP-44H,4DW  
 NAPxxx-212DW consists of: NAP-212H,2DW  
**\$6,520**



**U-Shape w/Hutch + File Storage & Glass Modesty Panel 107"x112"**  
**NAPxxx-TYP213G**  
 62.7 cu. ft. 968 lbs.  
 Consists of: NAP-289,200,265,271  
 70,43,74,42,12,212DG  
 NAPxxx-42 consists of: NAP-44H,4DG  
 NAPxxx-212DG consists of: NAP-212H,2DG  
**\$6,950**



**U-Shape 71"x112"**  
**NAPxxx-TYP222**  
 34.0 cu. ft. 491.8 lbs.  
 Consists of: NAP-289,265,271,70,43,74  
**\$3,470**

### Finish Key

**ESP** - Espresso  
**SGW** - Slate Grey  
**URB** - Urban Walnut

### New Jersey & Texas Only:

**new PCW** - Park City

### New Jersey Only:

**CHY** - Cherry  
**MAH** - Mahogany




Napa modular laminate casegoods provide extensive selection, capability and value. Contract-grade, thermally fused laminates with 1-1/8" tops and 1" end panels. Impact-resistant, 3mm triple-groove reeded edges. Common grain direction on worksurfaces. Matching drawer interiors. Drawers feature 5-sided construction and pre-installed metal filing hardware. CARB Phase 2 & TSCA Title VI compliant.


**ESP** - Espresso



**PCW** - Park City  
NJ & TX ONLY



**CHY** - Cherry



**MAH** - Mahogany



**NAS** - Natty Ash



**SGW** - Slate Grey



**URB** - Urban Walnut



Urban Walnut (URB)

**Shown with ENGAGE™ Metal Frame and 842 Series Top**

- All-steel frame with included power/cable tray
- Supports 4', 5', & 6' wide x 24" and 30" deep tops
- Silver or White finish
- Privacy Screens with mounting kits available

All Napa items have achieved GREENGUARD Certification



**DESKS**

<b>NAP-89-xxx</b> Bow Desk Shell 71"x41"x29" CU:7.31 WT:173 List Price: <b>\$850</b>	<b>NAP-01-xxx</b> Desk Shell 71"x36"x29" CU:6.36 WT:162 List Price: <b>\$720</b>	<b>NAP-101-xxx</b> Desk Shell 71"x30"x29" CU:5.3 WT:121.0 List Price: <b>\$690</b>	<b>NAP-88</b> Glass Modesty Panel Fits NAP01, NAP87L, NAP87R, NAP89, NAP-101 69"x28"x1" CU:3.06 WT:56 Use: NAP85 & NAP 86 Pedestals List Price: <b>\$345</b>	<b>NAP-02-xxx</b> Desk Shell 66"x30"x29" CU:5.08 WT:136 List Price: <b>\$590</b>	<b>NAP-03-xxx</b> Desk Shell 60"x30"x29" CU:4.63 WT:128 List Price: <b>\$565</b>	<b>NAP-21-xxx</b> Desk Shell 48"x30"x29" CU:4.8 WT:110 List Price: <b>\$545</b>
<b>NAP-22-xxx</b> Desk Shell 48"x24"x29" CU:3.6 WT:81 List Price: <b>\$470</b>	<b>NAPxxx-47</b> Bullet 71"x36"x29" CU:6.64 WT:117 Consists of: NAP-47T, 47PBLK List Price: <b>\$790</b>	<b>NAP-87TL-xxx</b> Left Corner Desk 71"x30"/48"x29" CU:8.4 WT:184.1 List Price: <b>\$980</b>	<b>NAP-87TR-xxx</b> Right Corner Desk 71"x30"/48"x29" CU:8.4 WT:184.1 List Price: <b>\$980</b>	<b>NAPxxx-57L</b> Left Computer Corner Bullet 71"x30"/42"x29" CU:8.2 WT:145.5 Consists of: NAP57TL, 57PBLK List Price: <b>\$975</b>	<b>NAPxxx-57R</b> Right Computer Corner Bullet 71"x30"/42"x29" CU:8.2 WT:145.5 Consists of: NAP57TR, 57PBLK List Price: <b>\$975</b>	<b>NAP-83-xxx</b> Corner Unit 42"x42"x29" CU:5.0 WT:126 List Price: <b>\$635</b>

**RETURNS**

<b>NAP-45-xxx</b> Return Shell 47"x23.5"x29" CU:3.81 WT:90 List Price: <b>\$450</b>	<b>NAP-96-xxx</b> Return Shell 42"x23.5"x29" CU:3.41 WT:79 List Price: <b>\$440</b>	<b>NAP-46-xxx</b> Return Shell 42"x20"x29" CU:3.42 WT:88 List Price: <b>\$400</b>	<b>NAP-92-xxx</b> Return Shell 36"x23.5"x29" CU:2.95 WT:74 List Price: <b>\$375</b>

*\*\*Use with NAP76 Ped*

**BRIDGES**

<b>NAP-70-xxx</b> Bridge 47"x23.5"x29" CU:2.94 WT:71 List Price: <b>\$375</b>	<b>NAP-98-xxx</b> Bridge 42"x23.5"x29" CU:2.63 WT:63 List Price: <b>\$345</b>	<b>NAP-93-xxx</b> Bridge 35"x23.5"x29" CU:2.24 WT:56 List Price: <b>\$310</b>

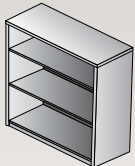
**CREDENZAS**

<b>NAP-43-xxx</b> Credenza Shell 71"x24"x29" CU:4.97 WT:122 List Price: <b>\$560</b>	<b>NAP-11-xxx</b> Credenza Shell 66"x24"x29" CU:4.64 WT:112 List Price: <b>\$530</b>	<b>NAP-08-xxx</b> Credenza Shell 60"x24"x29" CU:4.3 WT:119 List Price: <b>\$515</b>	<b>NAP-SL2-xxx</b> Support Leg (2-pack) 11"x28"H CU:0.8 WT:9.0 List Price: <b>\$150</b>	<b>NAP-82L-xxx</b> Left Corner Credenza 71"x36"x29" CU:6.36 WT:149 List Price: <b>\$795</b>	<b>NAP-82R-xxx</b> Right Corner Credenza 71"x36"x29" CU:6.36 WT:149 List Price: <b>\$795</b>	<b>NAPxxx-110</b> Storage Credenza 71"x22.5"x29" CU:16.7 WT:224 Consists of: NAP-110A, 110B List Price: <b>\$2,100</b>

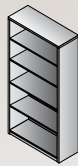
**PEDESTALS**

<b>NAP-65-xxx</b> BBF Ped 15.5"x22.25"x28.25" CU:7.76 WT:71 List Price: <b>\$665</b> Ships Assembled	<b>NAP-74-xxx</b> FF Ped 15.5"x22.25"x28.25" CU:7.76 WT:74 List Price: <b>\$665</b> Ships Assembled	<b>NAP-69-xxx</b> MultiFile Ped 30.25"x22.25"x29" CU:14.66 WT:140 List Price: <b>\$1,305</b> Ships Assembled	<b>NAP-85-xxx</b> Mobile BBF Ped 15.5"x22.25"x28H" CU:7.08 WT:69 List Price: <b>\$835</b> Ships Assembled, except casters	<b>NAP-86-xxx</b> Mobile FF Ped 15.5"x22.25"x28H" CU:6.84 WT:65 List Price: <b>\$835</b> Ships Assembled, except casters	<b>NAP-76-xxx</b> Hanging Ped-20" Return 15.25"x18.5"x20.75" CU:5.03 WT:46 List Price: <b>\$510</b> Use with NAP46	<b>NAP-80-xxx</b> Hanging BF Ped 15.25"x22.25"x20.75" CU:5.75 WT:52 List Price: <b>\$510</b> Ships Assembled

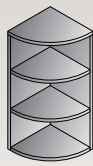
## STORAGE & FILING



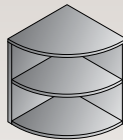
**NAP-55-xxx**  
3-Shelf Bookcase  
35.5"x14"x42"  
CU:4.45 WT:98  
**List Price: \$545**



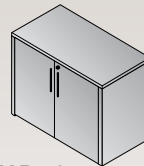
**NAP-56-xxx**  
5-Shelf Bookcase  
35.5"x14"x65"  
CU:6.83 WT:150  
**List Price: \$760**



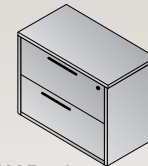
**NAP-253-xxx**  
36" H Quarter-Round  
Open Hutch 15Wx15D  
15"x15"x36"  
CU:1.65 WT:42  
**List Price: \$305**



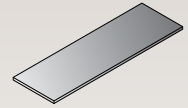
**NAP-254-xxx**  
29" H Quarter-Round  
Bookcase 24Wx24D  
24"x24"x29"  
CU:2.46 WT:62  
**List Price: \$395**



**NAP-13-xxx**  
Storage Cabinet  
35.5"x22.25"x29"  
CU:5.02 WT:118  
**List Price: \$665**



**NAP-12-xxx**  
Lateral File  
35.5"x22.25"x29"  
CU:16.79 WT:150  
**List Price: \$1,235**  
Ships Assembled



**NAP-T1213-xxx**  
NAP12/13 Combo Top  
71"x22.5"  
CU:1.59 WT:49  
**List Price: \$265**



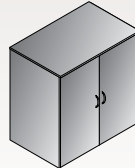
**NAP-109-xxx**  
Four-Drawer  
Lateral File  
36"x22.5"x53"  
CU:32.31 WT:201  
**List Price: \$2,350**  
Ships Assembled



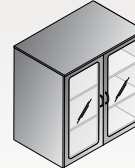
**NAP-156-xxx**  
65" H Storage Cabinet  
with 5 Shelves  
35.5"x22.5"x65"  
CU:10.3 WT:236  
**List Price: \$1,890**



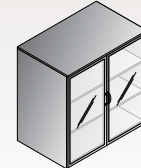
**NAP-152-xxx**  
Storage Cabinet  
23.5"x22.5"x65"  
CU:25.69 WT:179  
**List Price: \$1,850**  
Ships Assembled



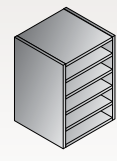
**NAPxxx-212DW**  
36" H Storage Cabinet  
w/Wood Doors  
35.5"x22.5"x36"  
CU:5.5 WT:154.3  
Consists of:  
NAP-212H,2DW  
**List Price: \$960**  
Use Freestanding or w/  
NAP12



**NAPxxx-212DC**  
36" H Storage Cabinet  
w/Glass/Wood Doors  
35.5"x22.5"x36"  
CU:5.7 WT:155.4  
Consists of:  
NAP-212H,2DC  
**List Price: \$1,000**  
Use Freestanding or with  
NAP12

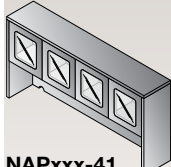


**NAPxxx-212DG**  
36" H Storage Cabinet  
w/Glass/Alum. Doors  
35.5"x22.5"x36"  
CU:5.7 WT:155.4  
Consists of:  
NAP-212H,2DG  
**List Price: \$1,050**  
Use Freestanding or with  
NAP12

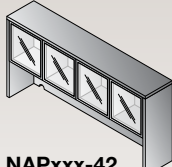


**NAP-VO-BLK**  
Vertical Organizer,  
Black  
12.5"x12.5"x18.5"  
CU:0.83 WT:26  
**List Price: \$165**

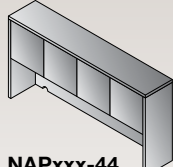
## HUTCHES



**NAPxxx-41**  
Overhead with  
Wood/Glass Doors  
71"x15"x36"  
CU:6.3 WT:140  
Consists of:  
NAP-44H,4DC  
**List Price: \$925**



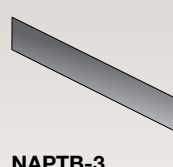
**NAPxxx-42**  
Overhead with  
Glass Doors  
71"x15"x36"  
CU:6.5 WT:136  
Consists of:  
NAP-44H,4DG  
**List Price: \$950**



**NAPxxx-44**  
Overhead Storage  
71"x15"x36"  
CU:5.98 WT:140  
Consists of:  
NAP-44H,4DW  
**List Price: \$855**

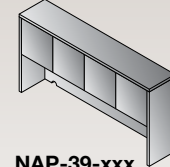


**NAP-HO-BLK**  
Horizontal  
Organizer, Black  
Fits NAP41, 42 & 44  
68.7"x13"x5"  
CU:3.27 WT:39  
Ships Assembled  
**List Price: \$285**



**NAPTb-3**  
Tackboard for  
NAP42/44  
SON44, KEN42/44  
65"x17.5"  
Black Fabric  
CU:1.12 WT:15  
**List Price: \$220**

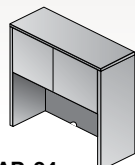
**Tackboard**  
Custom Fabric  
NAPTb\_---  
(Specify Fabric)  
**Grade A \$280**  
**Grade B \$320**  
**Grade C \$360**  
**Grade R \$400**



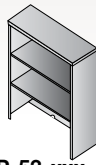
**NAP-39-xxx**  
Overhead Storage  
66"x15"x36"  
CU:7.2 WT:126  
**List Price: \$735**



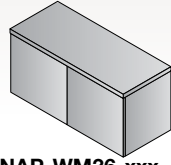
**NAP-07-xxx**  
Overhead Storage  
60"x15"x36"  
CU:6.7 WT:107  
**List Price: \$725**



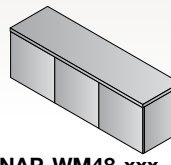
**NAP-34-xxx**  
Hutch with Doors  
48"x15"x36"  
CU:4.24 WT:101  
**List Price: \$595**



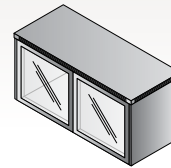
**NAP-53-xxx**  
Open Hutch  
35.5"x14"x36"  
CU:3.86 WT:82  
**List Price: \$445**



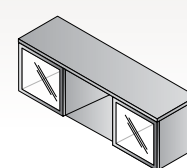
**NAP-WM36-xxx**  
Wall-Mount Overhead  
36"x15"x17"  
CU:6.62 WT:55  
**List Price: \$510**  
Ships Assembled



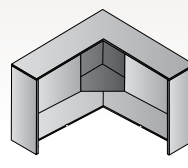
**NAP-WM48-xxx**  
Wall-Mount Overhead  
48"x15"x17"  
CU:8.74 WT:71  
**List Price: \$645**  
Ships Assembled



**NAPxxx-WM36DG**  
Wall-Mount Overhead  
with Glass Doors  
36"x15"x17"  
CU:2.2 WT:54  
Consists of:  
NAPWM36H,NAPWMDG  
**List Price: \$500**

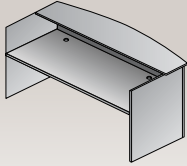


**NAPxxx-WM48DG**  
Wall-Mount Overhead  
with Glass Doors  
48"x15"x17"  
CU:2.7 WT:72  
Consists of:  
NAPWM48H,NAPWMDG  
**List Price: \$620**

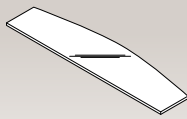


**NAP-84-xxx\*\***  
Corner Hutch  
42"x42"x36"  
CU:7.05 WT:142  
**List Price: \$875**  
Not Available in  
PCW or SGW

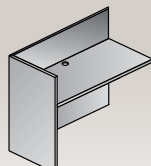
## RECEPTION



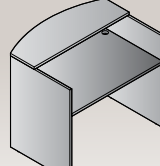
**NAP-122-xxx**  
Reception Desk Shell  
71"x35.75"/30"x41.5"  
CU:8.27 WT:207  
**List Price: \$980**



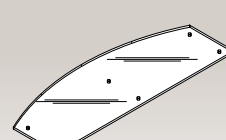
**NAP-123**  
Glass Floating Top  
Fits NAP122  
71"x17.5"x0.5"  
CU:1.92 WT:79  
**List Price: \$545**



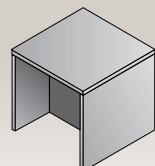
**NAP-125-xxx**  
Reception Return Shell  
42"x24"x41"  
CU:4.13 WT:100  
**List Price: \$495**



**NAP-121-xxx**  
48" Reception  
Desk Shell  
48"x35.75"/30"x41.5"  
CU: 7.4 WT: 163  
**List Price: \$805**  
Not Available in:  
CHY, MAH or URB



**NAP-126**  
48"W Glass Top  
\*Fits NAP121ESP  
48"x17.5"x48"  
CU: 1.34 WT: 47  
**List Price: \$470**



**NAP-20-xxx**  
End Table  
24"x24"x20"  
CU:2.03 WT:50  
**List Price: \$300**

**CONFERENCE**

<b>NAP-35-xxx</b> Conference Table 71"x35"x29" CU:6.67 WT:139 <b>List Price: \$795</b>	<b>NAP-36-xxx</b> Conference Table 95"x44"x29" CU:10.79 WT:190 <b>List Price: \$1,295</b>	<b>NAPxxx-37</b> Conference Table 120"x48"x29" CU:11.3 WT:247 Consists of: NAP-37T,37S <b>List Price: \$1,715</b>	<b>NAPxxx-38</b> Conference Table 144"x48"x29" CU: 14.2 WT: 294 Consists of: NAP-38T,38S <b>List Price: \$2,115</b>	<b>NAP-23-xxx</b> RoundTable 47"Dia.x29"H CU:5.37 WT:109 <b>List Price: \$785</b>	<b>NAP-27-xxx</b> RoundTable 42"Dia.x29"H CU:4.3 WT:95 <b>List Price: \$675</b>	<b>NAP-100-xxx</b> Presentation Board 48"x48" CU:8.48 WT:101 <b>List Price: \$875</b> <i>Ships Assembled</i>

	<b>29"H Tables with Black Metal Base</b>		<b>42"H Tables with Black Metal Base</b>
<b>NAPxxx-33</b> 36"Dia.x29"H CU:3.1 WT:58.4 Consists of: NAP-33T,33B <b>List Price: \$565</b>	<b>NAPxxx-32</b> 30"Dia.x29"H CU:3.1 WT:45.4 Consists of: NAP-32T,32B <b>List Price: \$545</b>	<b>NAPxxx-133</b> 36"Dia.x42"H CU:4.0 WT:59.1 Consists of: NAP-33T,32B <b>List Price: \$695</b>	<b>NAPxxx-132</b> 30"Dia.x42"H CU:4.0 WT:46 Consists of: NAP-32T,32B <b>List Price: \$675</b>

**ACCESSORIES**

<b>NAP-14-xxx</b> Keyboard Tray 26"x12"x1" CU:0.6 WT:13 <b>List Price: \$95</b>	<b>NAP-15-xxx</b> Center Drawer 23.75"x14.5"x2.25" CU:0.76 WT:9 <b>List Price: \$105</b>	<b>NAP-GM</b> Metallic Grommets (5-Pack) 2.5"x2.5"x1" CU:0.02 WT:1 <b>List Price: \$115</b>	<b>NAP-PB</b> Black Drawer Pulls (10-Pack) 4"x1"x0.5" CU:0.005 WT:0.01 <b>List Price: \$115</b>	<b>NAP-PM</b> Metallic Drawer Pulls (10-Pack) 4"x1"x0.5" CU:0.02 WT:1 <b>List Price: \$115</b>	<b>LK1-GC</b> Lock Core with Keys <b>\$20 List</b> <b>KC-GC</b> Change Key <b>\$10 List</b> <b>KM-GC</b> Master Key <b>\$10 List</b>	<b>PM5311B</b> Black <b>PM5311W</b> White Power Charger Clamp-Mount Includes: USB Type-C, USB Type-A & (3) A/C plugs Fits 1/2" - 1 1/2" surfaces CU:0.22 WT:3 <b>List Price: \$290</b>	<b>PM8311B</b> Black <b>PM8311W</b> White Power Charger Undersurface Mount Includes: USB Type-C, USB Type-A & (3) A/C plugs CU:0.22 WT:3 <b>List Price: \$290</b>



NAPNAS-TYP12

**PM5311B**

**PM5311W**

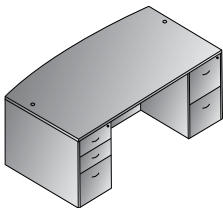
(3) A/C Outlets  
1 USB Type-A Charging Port  
1 USB Type-C Charging Port  
6' Cord • UL Listed

**PM8311W**

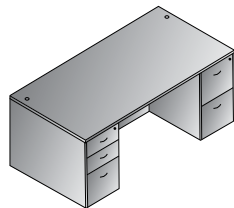
**PM8311B**



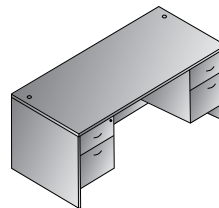
**Park City (PCW)**  
Stocked in NJ & TX



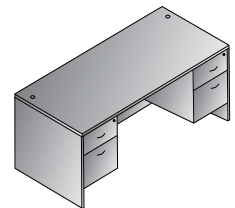
Bow Top Desk 71"x41"  
**NAPxxx-TYP1**  
21.3 cu. ft. 325.3 lbs.  
Consists of: NAP-89,65,74  
**\$2,180**



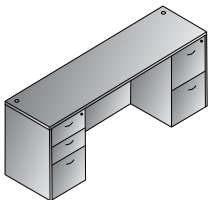
Double Pedestal Desk 71"x35"  
**NAPxxx-TYP2**  
20.4 cu. ft. 314.2 lbs.  
Consists of: NAP-01,65,74  
**\$2,050**



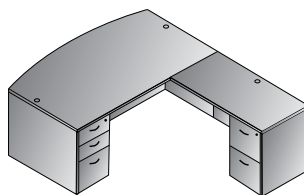
Double Pedestal Desk 66"x30"  
**NAPxxx-TYP3**  
15.7 cu. ft. 256.8 lbs.  
Consists of: NAP-02,80,80  
**\$1,610**



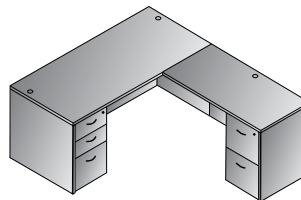
Double Pedestal Desk 60"x30"  
**NAPxxx-TYP4**  
15.2 cu. ft. 249.1 lbs.  
Consists of: NAP-03,80,80  
**\$1,585**



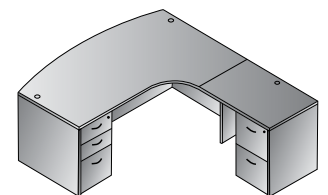
Kneespace Credenza 71"x24"  
**NAPxxx-TYP5**  
19.1 cu. ft. 274.6 lbs.  
Consists of: NAP-43,65,74  
**\$1,890**



L Shape w/Bow Top Desk 71"x89"  
**NAPxxx-TYP8**  
25.1 cu. ft. 415.7 lbs.  
Consists of: NAP-89,65,45,74  
**\$2,630**



L Shape 66"x78"  
**NAPxxx-TYP9**  
22.9 cu. ft. 378.2 lbs.  
Consists of: NAP-02,65,45,74  
**\$2,370**

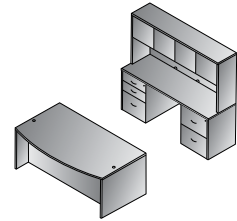


Right L Shape w/Curved Corner  
71"x83"  
**NAPxxx-TYP10R**  
25.3 cu. ft. 410.2 lbs.  
Consists of: NAP-87R,65,92,74  
**\$2,685**





**Slate Grey (SGW)**



**Executive Office**

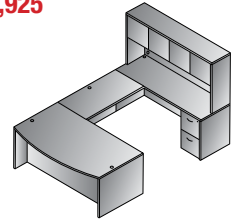
**NAPxxx-TYP11**

47.3 cu. ft. 739.9 lbs.

Consists of: NAP-89,65,74,43, 65,74,44

NAP-44 consists of: NAP-44H,4DW

**\$4,925**



**U Shape w/Hutch 71"x113"**

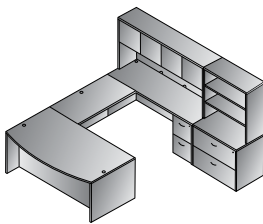
**NAPxxx-TYP12**

36.1 cu. ft. 658.2 lbs.

Consists of: NAP-89,65,70,43, 74,44

NAP-44 consists of: NAP-44H,4DW

**\$3,970**



**U Shape w/Hutch + Storage 108"x113"**

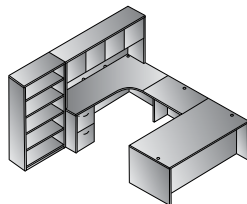
**NAPxxx-TYP13**

55.5 cu. ft. 889.7 lbs.

Consists of: NAP-89,65,70,43,74,44,12,53

NAP-44 consists of: NAP-44H,4DW

**\$5,650**



**Left U + Bookcase 107"x107"**

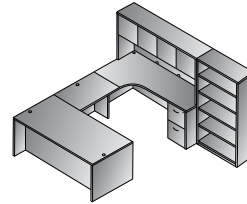
**NAPxxx-TYP14L**

42.7 cu. ft. 809.1 lbs.

Consists of: NAP-01,65,93, 82L,74,44,56

NAP-44 consists of: NAP-44H,4DW

**\$4,770**



**Right U + Bookcase 107"x107"**

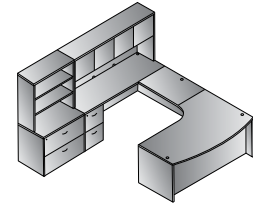
**NAPxxx-TYP14R**

42.7 cu. ft. 809.1 lbs.

Consists of: NAP-01,65,93, 82L,74,44,56

NAP-44 consists of: NAP-44H,4DW

**\$4,770**



**Left U w/Corner + Storage 107"x107"**

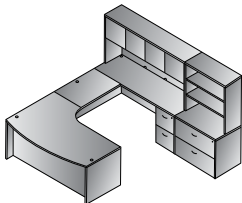
**NAPxxx-TYP15L**

56.0 cu. ft. 886.4 lbs.

Consists of: NAP-87L,65,93,43,74,44,12,53

NAP-44 consists of: NAP-44H,4DW

**\$5,715**



**Right U w/Corner + Storage 107"x107"**

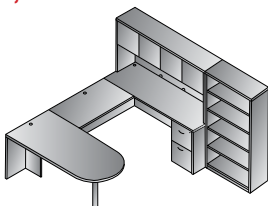
**NAPxxx-TYP15R**

56.0 cu. ft. 886.4 lbs.

Consists of: NAP-87R,65,93,43, 74,44,12,53

NAP-44 consists of: NAP-44H,4DW

**\$5,715**



**U w/Bullet + Bookcase 107"x108"**

**NAPxxx-TYP16**

35.2 cu. ft. 673.5 lbs.

Consists of: NAP-47,70,43, 74,44,56

NAP-44 consists of: NAP-44H,4DW

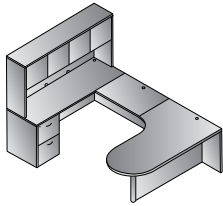
NAP-47 consists of: NAP-47T,47PBLK

**\$4,005**

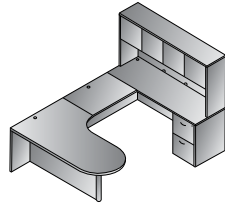




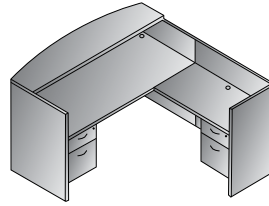
**Espresso (ESP)**



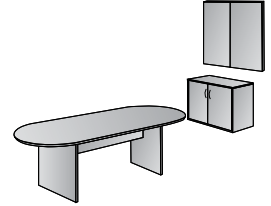
U w/Left Corner Bullet 71"x101"  
**NAPxxx-TYP18L**  
 29.4 cu. ft. 538 lbs.  
 Consists of: NAP-57L,93,43,74,44  
 NAP-44 consists of: NAP-44H,4DW  
 NAP-57L consists of: NAP-57TL,57PBLK  
**\$3,365**



U w/Right Corner Bullet 71"x101"  
**NAPxxx-TYP18R**  
 29.4 cu. ft. 538 lbs.  
 Consists of: NAP-57R,93,43,74,44  
 NAP-44 consists of: NAP-44H,4DW  
 NAP-57R consists of: NAP-57TR,57PBLK  
**\$3,365**



Reception Station 71"x77"x42"H  
**NAPxxx-TYP19**  
 22.2 cu. ft. 418.8 lbs.  
 Consists of: NAP-122,80,125,76  
**\$2,495**

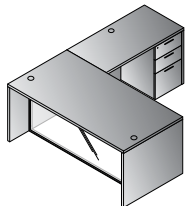


Conference Group 3-Pcs.  
**NAPxxx-TYP20**  
 24.8 cu. ft. 408.9 lbs.  
 Consists of: NAP-36,13,100  
**\$2,835**



**Cherry (CHY)**

**Mahogany (MAH)**



L-Shape w/Glass Modesty Panel  
 71"x84"  
**NAPxxx-TYP29G**  
 19.3 cu. ft. 386.9 lbs.  
 Consists of: NAP-01,45,65,88  
**\$2,180**





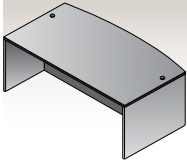
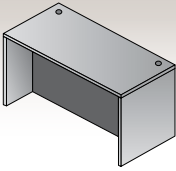
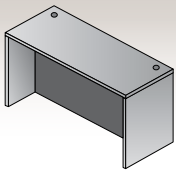

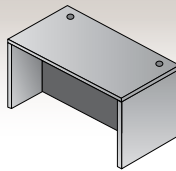
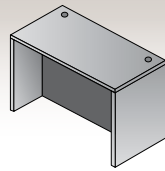
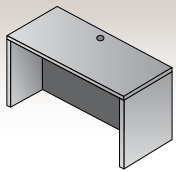


# Napa White

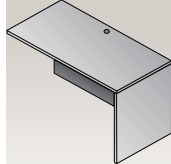
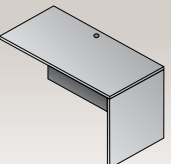
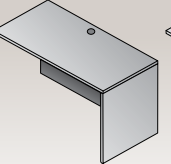
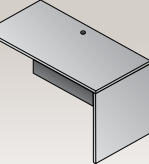
Introducing White on an extensive selection of casegoods from our best-selling Napa Series. Includes the same features, functions and specifications as other Napa colors - in a modern white laminate & 3mm impact-resistant edgebanding. Coordinates with our Systems, OSP ASCEND II™ height-adjustable, Training Table and Tuxedo Conference offerings.



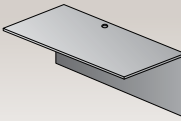
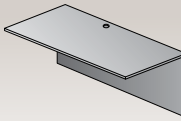
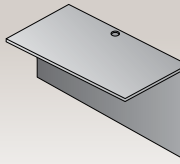
## DESKS

						
<b>NAP-89-WHT</b> Bow Desk Shell 71"x41"x29" CU:7.31 WT:173 <b>List Price: \$850</b>	<b>NAP-01-WHT</b> Desk Shell 71"x36"x29" CU:6.36 WT:162 <b>List Price: \$720</b>	<b>NAP-101-WHT</b> Desk Shell 71"x30"x29" CU:5.3 WT:121.0 <b>List Price: \$690</b>	<b>NAP-88</b> Glass Modesty Panel Fits NAP01, NAP87L, NAP87R, NAP89, NAP-101 69"x28"x1" CU:3.06 WT:56 Use: NAP85 & NAP 86 Pedestals <b>List Price: \$345</b>	<b>NAP-02-WHT</b> Desk Shell 66"x30"x29" CU:5.08 WT:136 <b>List Price: \$590</b>	<b>NAP-03-WHT</b> Desk Shell 60"x30"x29" CU:4.63 WT:128 <b>List Price: \$565</b>	<b>NAP-21-WHT</b> Desk Shell 48"x30"x29" CU:4.8 WT:110 <b>List Price: \$545</b>

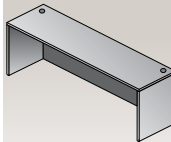
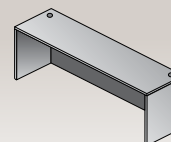
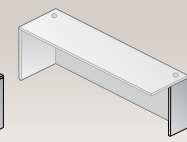
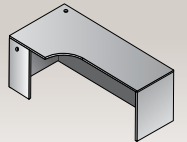
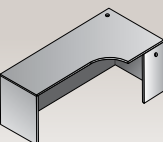
## RETURNS

			
<b>NAP-45-WHT</b> Return Shell 47"x23.5"x29" CU:3.81 WT:90 <b>List Price: \$450</b>	<b>NAP-96-WHT</b> Return Shell 42"x23.5"x29" CU:3.41 WT:79 <b>List Price: \$440</b>	<b>NAP-46-WHT</b> Return Shell 42"x20"x29" CU:3.42 WT:88 <b>List Price: \$400</b> <i>**Use with NAP76 Ped</i>	<b>NAP-92-WHT</b> Return Shell 36"x23.5"x29" CU:2.95 WT:74 <b>List Price: \$375</b>

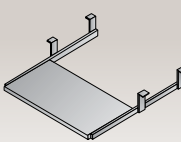
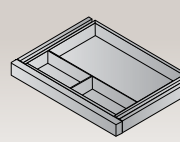
## BRIDGES

		
<b>NAP-70-WHT</b> Bridge 47"x23.5"x29" CU:2.94 WT:71 <b>List Price: \$375</b>	<b>NAP-98-WHT</b> Bridge 42"x23.5"x29" CU:2.63 WT:63 <b>List Price: \$345</b>	<b>NAP-93-WHT</b> Bridge 35"x23.5"x29" CU:2.24 WT:56 <b>List Price: \$310</b>

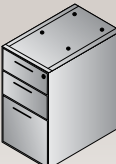
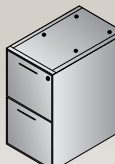


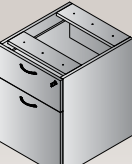
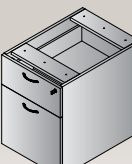
## CREDENZAS

				
<b>NAP-43-WHT</b> Credenza Shell 71"x24"x29" CU:4.97 WT:122 <b>List Price: \$560</b>	<b>NAP-11-WHT</b> Credenza Shell 66"x24"x29" CU:4.64 WT:112 <b>List Price: \$530</b>	<b>NAP-SL2-WHT</b> Support Leg (2-pack) 11"x28"H CU:0.8 WT:9.0 <b>List Price: \$150</b>	<b>NAP-82L-WHT</b> Left Corner Credenza 71"x36"x29" CU:6.36 WT:149 <b>List Price: \$795</b>	<b>NAP-82R-WHT</b> Right Corner Credenza 71"x36"x29" CU:6.36 WT:149 <b>List Price: \$795</b>

## ACCESSORIES

	
<b>NAP-14-WHT</b> Keyboard Tray 26"x12"x1" CU:0.6 WT:13 <b>List Price: \$95</b>	<b>NAP-15-WHT</b> Center Drawer 23.75"x14.5"x2.25" CU:0.76 WT:9 <b>List Price: \$105</b>

## PEDESTALS

					
<b>NAP-65-WHT</b> BBF Ped 15.5"x22.25"x28.25" CU:7.76 WT:71 <b>List Price: \$665</b> Ships Assembled	<b>NAP-74-WHT</b> FF Ped 15.5"x22.25"x28.25" CU:7.76 WT:74 <b>List Price: \$665</b> Ships Assembled	<b>NAP-85-WHT</b> Mobile BBF Ped 15.5"x22.25"x28"H CU:7.08 WT:69 <b>List Price: \$835</b> Ships Assembled, except casters	<b>NAP-86-WHT</b> Mobil FF Ped 15.5"x22.25"x28"H CU:6.84 WT:65 <b>List Price: \$835</b> Ships Assembled, except casters	<b>NAP-76-WHT</b> Hanging Ped-20" Return 15.25"x18.5"x20.75" CU:5.03 WT:46 <b>List Price: \$510</b> Ships Assembled Use with NAP46	<b>NAP-80-WHT</b> Hanging BF Ped 15.25"x22.25"x20.75" CU:5.75 WT:52 <b>List Price: \$510</b> Ships Assembled



**STORAGE & FILING**

<b>NAP-55-WHT</b> 3-Shelf Bookcase 35.5"x14"x42" CU:4.45 WT:98 <b>List Price: \$545</b>	<b>NAP-56-WHT</b> 5-Shelf Bookcase 35.5"x14"x65" CU:6.83 WT:150 <b>List Price: \$760</b>	<b>NAP-13-WHT</b> Storage Cabinet 35.5"x22.25"x29" CU:5.02 WT:118 <b>List Price: \$665</b>	<b>NAP-12-WHT</b> Lateral File 35.5"x22.25"x29" CU:16.79 WT:150 <b>List Price: \$1,235</b> <i>Ships Assembled</i>	<b>NAP-T1213-WHT</b> NAP12/13 Combo Top 71"x22.5" CU:1.59 WT:49 <b>List Price: \$265</b>	<b>NAP-152-WHT</b> Storage Cabinet 23.5"x22.5"x65" CU:25.69 WT:179 <b>List Price: \$1,850</b> <i>Ships Assembled</i>	<b>NAP-156-WHT</b> 65"H Storage Cabinet with 5 Shelves 35.5"x22.5"x65" CU:10.3 WT:236 <b>List Price: \$1,890</b>	<b>NAPWHT-212DG</b> 37"H Storage Cabinet w/Glass/Alum. Doors 36"x22"x37" CU:5.7 WT:155.4 Consists of: NAP-212H,2DW <b>List Price: \$1,050</b>	<b>NAPWHT-212DW</b> 36"H Storage Cabinet w/Wood Doors 35.5"x22.5"x36" CU:5.5 WT:154.3 Consists of: NAP-212H,2DW <b>List Price: \$960</b> Use Freestanding or w/ NAP12

**HUTCHES**

<b>NAPWHT-42</b> Overhead with Glass Doors 71"x15"x36" CU:6.5 WT:136 Consists of: NAP-44H,4DG <b>List Price: \$950</b>	<b>NAPWHT-44</b> Overhead Storage 71"x15"x36" CU:5.98 WT:140 Consists of: NAP-44H,4DW <b>List Price: \$855</b>	<b>NAPT B-3</b> Tackboard for NAP42/44 SON44, KEN42/44 65"x17.5" Black Fabric CU:1.12 WT:15 <b>List Price: \$220</b>	<b>Tackboard Custom Fabric</b> NAPT B (Specify Fabric) Grade A <b>\$280</b> Grade B <b>\$320</b> Grade C <b>\$360</b> Grade R <b>\$400</b>	<b>NAP-39-WHT</b> 66"x15"x36" CU:7.2 WT:126 <b>List Price: \$735</b>	<b>NAP-53-WHT</b> Open Hutch 35.5"x14"x36" CU:3.86 WT:82 <b>List Price: \$445</b>	<b>NAPWHT-WM36DG</b> Wall-Mount Overhead with Glass Doors 36"x15"x17" CU:2.2 WT:54 Consists of: NAPW36H,NAPWMDG <b>List Price: \$500</b>	<b>NAPWHT-WM48DG</b> Wall-Mount Overhead with Glass Doors 48"x15"x17" CU:2.7 WT:72 Consists of: NAPW48H,NAPWMDG <b>List Price: \$620</b>

**CONFERENCE**

<b>NAP-35-WHT</b> Conference Table 71"x35"x29" CU:6.67 WT:139 <b>List Price: \$795</b>	<b>NAP-36-WHT</b> Conference Table 95"x44"x29" CU:10.79 WT:190 <b>List Price: \$1,295</b>	<b>NAP-23-WHT</b> Round Table 47"Dia.x29"H CU:5.37 WT:109 <b>List Price: \$785</b>	<b>NAP-27-WHT</b> Round Table 42"Dia.x29"H CU:4.3 WT:95 <b>List Price: \$675</b>
<b>29"H Tables with Black Metal Base</b>		<b>42"H Tables with Black Metal Base</b>	
<b>NAPxxx-33</b> 36"Dia.x29"H CU:3.1 WT:58.4 Consists of: NAP-33T,33B <b>List Price: \$565</b>	<b>NAPxxx-32</b> 30"Dia.x29"H CU:3.1 WT:45.4 Consists of: NAP-32T,32B <b>List Price: \$545</b>	<b>NAPxxx-133</b> 36"Dia.x42"H CU:4.0 WT:59.1 Consists of: NAP-33T,32B <b>List Price: \$695</b>	<b>NAPxxx-132</b> 30"Dia.x42"H CU:4.0 WT:46 Consists of: NAP-32T,32B <b>List Price: \$675</b>

**RECEPTION**

<b>NAP-122-WHT</b> Reception Desk Shell 71"x35.75"/30"x41.5" CU:8.27 WT:207 <b>List Price: \$980</b> 48"W Reception Desk available; see page 73	<b>NAP-123</b> Glass Floating Top Fits NAP122 71"x17.5"x0.5" CU:1.92 WT:79 <b>List Price: \$545</b>	<b>NAP-125-WHT</b> Reception Return Shell 42"x24"x41" CU:4.13 WT:100 <b>List Price: \$495</b>	<b>NAP-121-WHT</b> 48" Reception Desk Shell 48"x35.75"/30"x41.5" CU: 7.4 WT: 163 <b>List Price: \$805</b> Available in: ESP Espresso SGW Slate Grey	<b>NAP-126</b> 48"W Glass Top *Fits NAP121ESP 48"x17.5"x48" CU: 1.34 WT: 47 <b>List Price: \$470</b>

**Napa Typical in White**

NAPWHT-TYP1, TYP2, TYP3, TYP4, TYP5 • NAPWHT-TYP8, TYP9, TYP11, TYP12, TYP13 • NAPWHT-TYP19, TYP29G, TYP205, TYP206, TYP207  
Typicals shown on pages 59, 64-66.



Lodi combines open, contemporary appearance and modern quality details with space-saving, budget-saving solutions. The ¾ modesty panels provide easy access to wall outlets. Full-width cord-drop on all hutches for cord management. New 60" wide desk, credenza and open overhead for compact offices. New laminate frame/glass doors for Lodi/Napa 72" overheads. The new contemporary, clean-grain design Urban Walnut features an embossed wood-like finish. All Lodi laminates match Tuxedo, Napa, Multipurpose, Training & Height-Adjustable Table series.

### Finish Key



### DESKS

<b>LOD-01-xxx</b> Desk Shell 71"x35"x29" CU:4.28 WT:118 List Price: <b>\$585</b>	<b>LOD-101-xxx</b> Desk Shell 71"x30"x29" CU:3.64 WT:106 List Price: <b>\$560</b>	<b>LOD-02-xxx</b> Desk Shell 66"x30"x29" CU:3.39 WT:95 List Price: <b>\$515</b>	<b>LOD-03-xxx</b> Desk Shell 66"x30"x29" CU:3.09 WT:90 List Price: <b>\$475</b>	<b>LOD-22-xxx</b> Desk Shell 45"x24"x29" CU:2.37 WT:62 List Price: <b>\$360</b>

### RETURNS

<b>LOD-45-xxx</b> Return Shell 48"x24"x29" CU:1.99 WT:55 List Price: <b>\$350</b>	<b>LOD-46-xxx</b> Return Shell 42"x20"x29" CU:1.5 WT:43 List Price: <b>\$285</b>

### BRIDGES

**LOD-70-xxx**  
Bridge  
48"x24"x29"  
CU:1.64 WT:43  
List Price: **\$265**

### CREDENZAS

**LOD-43-xxx**  
Credenza Shell  
71"x20"x29"  
CU:2.46 WT:75  
List Price: **\$405**

### STORAGE & FILING

**LOD-13-xxx**  
2-Door  
Storage Cabinet  
30"x20"x29"  
CU:3.32 WT:77  
List Price: **\$475**

**LOD-12-xxx**  
Lateral File  
30"x20"x29"  
CU:11.39 WT:109  
List Price: **\$995**  
*Ships Assembled*

**LOD-55-xxx**  
2-Shelf Bookcase  
30"x12"x29"  
CU:1.8 WT:47  
List Price: **\$405**

**LOD-53-xxx**  
Open Hutch  
30"x12"x36"  
CU:1.8 WT:55.0  
List Price: **\$315**

### HUTCHES

**LODxxx-41**  
Overhead with Wood/Glass  
Doors  
71"x14"x36"  
CU:4.9 WT:118  
Consists of:  
LOD-44H & NAP-4DC  
List Price: **\$860**

**LODxxx-42**  
Overhead with  
Aluminum/Glass Doors  
71"x14"x36"  
CU:5.1 WT:114  
Consists of:  
LOD-44H & NAP-4DG  
List Price: **\$885**

**LODxxx-44**  
Overhead with  
Wood Doors  
71"x14"x36"  
CU:4.8 WT:119  
Consists of:  
LOD-44H & NAP-4DW  
List Price: **\$790**

### PEDESTAL

**LOD-76-xxx**  
Box File Hanging  
Pedestal  
15.5"x17.75"x18"  
CU:4.13 WT:40  
List Price: **\$390**  
*Ships Assembled*

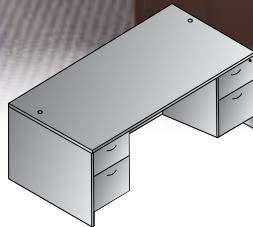
### ACCESSORIES

**PM5311B Black**  
Power Charger  
Clamp-Mount  
Includes: USB Type-C,  
USB Type-A & (3) A/C plugs  
Fits ½" - 1½" surfaces  
CU:0.22 WT:3  
List Price: **\$290**

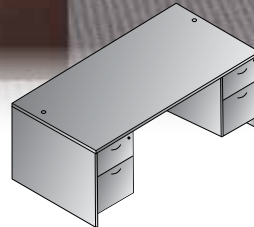
**PM8311B White**  
Power Charger  
Undersurface Mount  
Includes: USB Type-C,  
USB Type-A & (3) A/C plugs  
CU:0.22 WT:3  
List Price: **\$290**



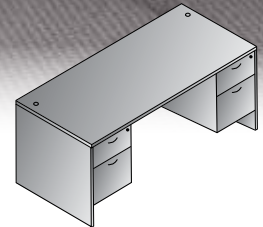
**Finish Key**  
**CHY** - Cherry  
**ESP** - Espresso  
**SGW** - Slate Grey  
**URB** - Urban Walnut



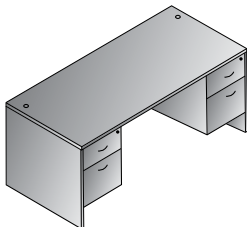
Double Pedestal Desk 71"x30"  
**LODxxx-TYP301**  
 10.8 cu. ft. 178.2 lbs.  
 Consists of: LOD-101,76,76  
**\$1,340**



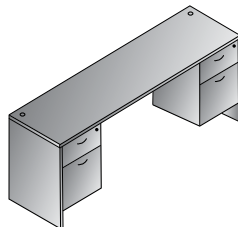
Double Pedestal Desk 71"x35"  
**LODxxx-TYP2**  
 11.2 cu. ft. 191.4 lbs.  
 Consists of: LOD-01,76,76  
**\$1,365**



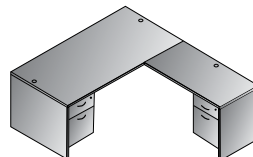
Double Pedestal Desk 66"x30"  
**LODxxx-TYP3**  
 10.3 cu. ft. 171.6 lbs.  
 Consists of: LOD-02,76,76  
**\$1,295**



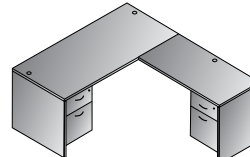
Double Pedestal Desk 60"x30"  
**LODxxx-TYP4**  
 10.0 cu. ft. 165 lbs.  
 Consists of: LOD-03,76,76  
**\$1,255**



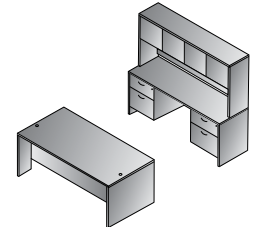
Double Pedestal Credenza  
 71"x20"  
**LODxxx-TYP5**  
 9.4 cu. ft. 147.4 lbs.  
 Consists of: LOD-43,76,76  
**\$1,185**



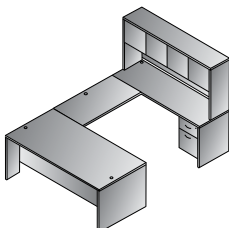
L-Shape Desk 71"x78"  
**LODxxx-TYP308**  
 12.4 cu. ft. 235.4 lbs.  
 Consists of: LOD-101,76,45,76  
**\$1,690**



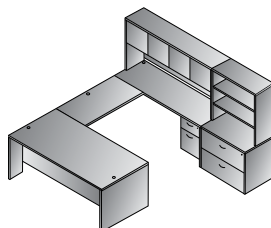
L-Shape 66"x78"  
**LODxxx-TYP9**  
 11.9 cu. ft. 228.8 lbs.  
 Consists of: LOD-02,76,45,76  
**\$1,645**



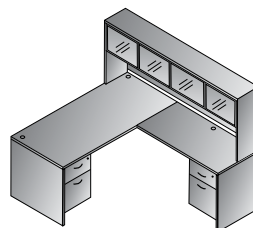
Executive Office  
**LODxxx-TYP311**  
 25.0 cu. ft. 444.6 lbs.  
 Consists of: LOD-101,76,76,43,  
 76,76,44  
 LOD44 consists of: LOD-  
 44H,NAP-4DW  
**\$3,315**



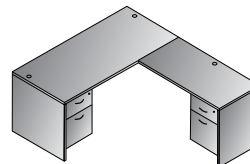
U Shape w/Hutch 71"x98"  
**LODxxx-TYP312**  
 19.6 cu. ft. 420.4 lbs.  
 Consists of: LOD-101,76,70,43,76,44  
 LOD44 consists of: LOD-44H,NAP-4DW  
**\$2,800**



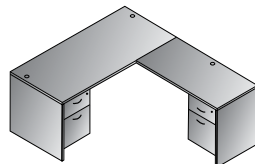
U Shape w/Hutch + Storage  
 101"x98"  
**LODxxx-TYP313**  
 32.8 cu. ft. 578.8 lbs.  
 Consists of: LOD-  
 101,76,70,43,76,44,12,53  
 LOD44 consists of: LOD-44H,NAP-4DW  
**\$4,110**



L-Shape w/Hutch 66"x72"  
**LODxxx-TYP31**  
 16.5 cu. ft. 338.8 lbs.  
 Consists of: LOD-02,76,46,76,41  
 LOD41 consists of: LOD-  
 44H,NAP-4DC  
**\$2,440**

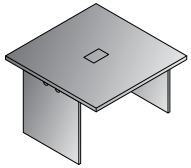


L-Shape 66"x72"  
**LODxxx-TYP32**  
 11.8 cu. ft. 217.8 lbs.  
 Consists of: LOD-02,76,46,76  
**\$1,580**

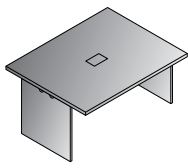


L-Shape 60"x72"  
**LODxxx-TYP34**  
 11.5 cu. ft. 211.2 lbs.  
 Consists of: LOD-03,76,46,76  
**\$1,540**

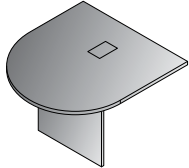




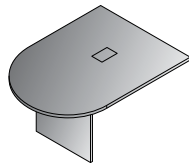
**EXP-228-xxx**  
48"x48"  
Table Component  
47.2"x47.2"x29.1"  
CU:5.04 WT:123  
List Price: **\$850**



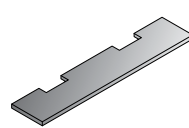
**EXP-229-xxx**  
60"x48"  
Table Component  
59.1"x47.2"x29.1"  
CU:5.39 WT:143  
List Price: **\$950**



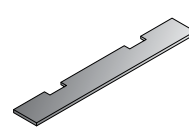
**EXP-230-xxx**  
48"x48" Bullet Top  
Component  
47.2"x47.2"x29.1"  
CU:4.34 WT:93  
List Price: **\$825**



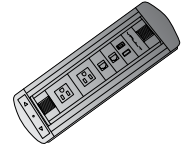
**EXP-231-xxx**  
60"x48" Bullet Top  
Component  
59.1"x47.2"x29.1"  
CU:5.39 WT:110  
List Price: **\$900**



**EXP-232-xxx**  
Stretcher for EXP230  
2 qty.  
55.1"x11.4"x1"  
CU:0.48 WT:20  
List Price: **\$170**



**EXP-233-xxx**  
Stretcher for EXP231  
2 qty.  
78.7"x11.4"x1"  
CU:0.92 WT:26  
List Price: **\$215**



**EXP-POW1**  
Power/Data/  
HDMI Unit  
5.25"x3"x1.25"  
CU:0.4 WT:5.0  
List Price: **\$945**



**EXPCHY-TYP12R**  
Racetrack Table

**EXP-POW1**  
Power Data/HDMI Unit



## Configuration Guide



**30' Racetrack Table**  
**EXPxxx-TYP30R**

**\$5,600**  
34.5 cu.ft. 793.7 lbs.  
Consists of:  
(4) qty. EXP-229  
(2) qty. EXP-231

**28' Racetrack Table**  
**EXPxxx-TYP28R**

**\$5,400**  
33.8 cu.ft. 754.0 lbs.  
Consists of:  
(2) qty. EXP-228  
(2) qty. EXP-229  
(2) qty. EXP-231

**26' Racetrack Table**  
**EXPxxx-TYP26R**

**\$5,200**  
33.1 cu.ft. 714.3 lbs.  
Consists of:  
(4) qty. EXP-228  
(2) qty. EXP-231

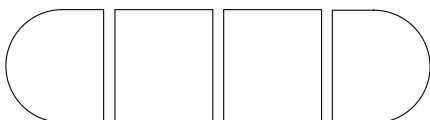


**24' Racetrack Table**  
**EXPxxx-TYP24R**

**\$4,550**  
28.8 cu.ft. 630.5 lbs.  
Consists of:  
(1) qty. EXP-228  
(2) qty. EXP-229  
(2) qty. EXP-231

**22' Racetrack Table**  
**EXPxxx-TYP22R**

**\$4,350**  
28.1 cu.ft. 590.8 lbs.  
Consists of:  
(3) qty. EXP-228  
(2) qty. EXP-231



**20' Racetrack Table**  
**EXPxxx-TYP20R**

**\$3,700**  
23.9 cu.ft. 507.1 lbs.  
Consists of:  
(2) qty. EXP-229  
(2) qty. EXP-231

**18' Racetrack Table**  
**EXPxxx-TYP18R**

**\$3,550**  
19.2 cu.ft. 471.8 lbs.  
Consists of:  
(2) qty. EXP-229  
(2) qty. EXP-230

**16' Racetrack Table**  
**EXPxxx-TYP16R**

**\$3,350**  
18.2 cu.ft. 343.9 lbs.  
Consists of:  
(2) qty. EXP-228  
(2) qty. EXP-230



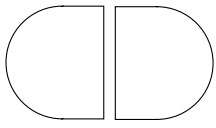
**14' Racetrack Table**  
**EXPxxx-TYP14R**

**\$2,650**  
18.2 cu.ft. 343.9 lbs.  
Consists of:  
(1) qty. EXP-228  
(2) qty. EXP-231

**12' Racetrack Table**  
**EXPxxx-TYP12R**

**\$2,500**  
13.72 cu.ft. 308.6 lbs.  
Consists of:  
(1) qty. EXP-228  
(2) qty. EXP-230





**10' Racetrack Table**  
**EXPxxx-TYP10R**

**\$2,015**  
14.2 cu.ft. 246.9 lbs.  
Consists of:  
(2) qty. EXP-231  
(1) qty. EXP-233

**8' Racetrack Table**  
**EXPxxx-TYP8R**

**\$1,820**  
9.3 cu.ft. 205.0 lbs.  
Consists of:  
(2) qty. EXP-230  
(1) qty. EXP-232

**Finish Key**

**CHY** - Cherry  
**ESP** - Espresso

**MAH** - Mahogany  
**SGW** - Slate Grey



**EXPESP-TYP12R**  
Racetrack Table with FL1327C-U28 chairs



**LWS362448-URB**

**Finish Key**



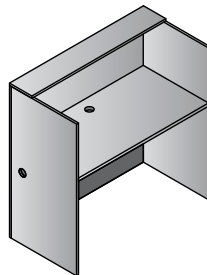
**CHY** - Cherry



**ESP** - Espresso

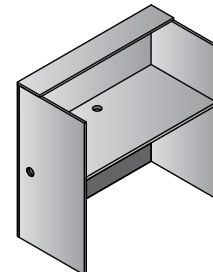


**URB** - Urban Walnut



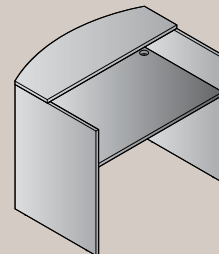
**LWS362448-xxx**  
**Laminata Workstation**  
35.75"x23.5"x48"  
CU: 5.38 WT: 94  
**List Price: \$765**

Available in:  
ESP Espresso,  
URB Urban Walnut



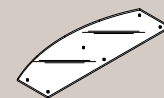
**LWS482448-xxx**  
**Laminata Workstation**  
47.25"x23.75"x48"  
CU: 5.67 WT: 111  
**List Price: \$790**

Available in:  
CHY Cherry,  
ESP Espresso,  
URB Urban Walnut



**NAP-121-xxx**  
**48" Reception Desk Shell**  
48"x35.75"/30"x41.5"  
CU: 7.4 WT: 163  
**List Price: \$805**

Available in:  
ESP Espresso  
SGW Slate Grey  
WHT White



**NAP-126**  
**48"W Glass Top**  
\*Fits NAP121ESP  
48"x17.5"x48"  
CU: 1.34 WT: 47  
**List Price: \$470**

## LBC361230-xxx 2-Shelf Laminate Bookcase with 1" Thick Shelves



Overall Max:	36W x 12D x 30H	Finish	List
1 Adjustable Shelf, 1 Bottom Shelf		Cherry (CHY)	\$340
<b>Carton Wt:</b> 62 lbs.		Espresso (ESP)	
<b>Cube:</b> 2.78		Mahogany (MAH)	
<b>Carton:</b> 38L x 36W x 4H		Slate Grey (SGW)	
<b>UPS:</b> LTL		Urban Walnut (URB)	
<b>Note:</b> Shelf Weight Capacity: 100 lbs.		White (WHT)	

## LBC361248-xxx 3-Shelf Laminate Bookcase with 1" Thick Shelves



Overall Max:	36W x 12D x 48H	Finish	List
2 Adjustable Shelves, 1 Bottom Shelf		Cherry (CHY)	\$450
<b>Carton Wt:</b> 88 lbs.		Espresso (ESP)	
<b>Cube:</b> 3.81		Mahogany (MAH)	
<b>Carton:</b> 49L x 38W x 4H		Slate Grey (SGW)	
<b>UPS:</b> LTL		Urban Walnut (URB)	
<b>Note:</b> Shelf Weight Capacity: 100 lbs.			

## LBC361260-xxx 4-Shelf Laminate Bookcase with 1" Thick Shelves



Overall Max:	36W x 12D x 60H	Finish	List
2 Adjustable Shelves, 1 Fixed, 1 Bottom Shelf		Cherry (CHY)	\$565
<b>Carton Wt:</b> 110 lbs.		Espresso (ESP)	
<b>Cube:</b> 4.73		Mahogany (MAH)	
<b>Carton:</b> 61L x 38W x 4H		Slate Grey (SGW)	
<b>UPS:</b> LTL		Urban Walnut (URB)	
<b>Note:</b> Shelf Weight Capacity: 100 lbs.		White (WHT)	

## LBC361272-xxx 5-Shelf Laminate Bookcase with 1" Thick Shelves




Overall Max:	36W x 12D x 72H	Finish	List
3 Adjustable Shelves, 1 Fixed, 1 Bottom Shelf		Cherry (CHY)	\$680
<b>Carton Wt:</b> 130 lbs.		Espresso (ESP)	
<b>Cube:</b> 5.59		Mahogany (MAH)	
<b>Carton:</b> 73L x 37W x 4H		Slate Grey (SGW)	
<b>UPS:</b> LTL		Urban Walnut (URB)	
<b>Note:</b> Shelf Weight Capacity: 100 lbs.			

## LBC361284-xxx 6-Shelf Laminate Bookcase with 1" Thick Shelves



Overall Max:	36W x 12D x 84H	Finish	List
4 Adjustable Shelves, 1 Fixed, 1 Bottom Shelf		Cherry (CHY)	\$785
<b>Carton Wt:</b> 152 lbs.		Espresso (ESP)	
<b>Cube:</b> 6.52		Mahogany (MAH)	
<b>Carton:</b> 85L x 37W x 4H		Slate Grey (SGW)	
<b>UPS:</b> LTL		Urban Walnut (URB)	
<b>Note:</b> Shelf Weight Capacity: 100 lbs.			

## LBCSHF-xxx Extra 1" Thick Shelf for 36Wx12D Laminate Bookcases



Overall Max:	36W x 12D x 1H	Finish	List
1" Thick Shelf		Cherry (CHY)	\$65
<b>Carton Wt:</b> 12 lbs.		Espresso (ESP)	
<b>Cube:</b> 0.56		Mahogany (MAH)	
<b>Carton:</b> 36L x 13W x 2H		Slate Grey (SGW)	
<b>UPS:</b> Yes		Urban Walnut (URB)	
<b>Note:</b> Shelf Weight Capacity: 100 lbs.			



CHY - Cherry



ESP - Espresso



MAH - Mahogany



URB - Urban Walnut



SGW - Slate Grey



WHT - White  
30H & 60H only



# OSP ASCEND II™ Sit-Stand • Height Adjustable • Active Working

OSP ASCEND II™ features top quality electric height adjustable workstations, coordinating with OSP systems, casegoods and table offering. Standard features include push-button height adjustment, 3-position programmable memory handset and anti-collision with sensitivity adjustment. Width-adjustable bases accommodate 48"-72" wide x 24" deep tops. Optional 30" deep feet. Simple assembly. Meets UL962 and ANSI/BIFMA.







**A336078BS**  
Black Base  
Slate Grey Top

## Deluxe C-Leg Bases

Fast • Quiet • Width Adjustable

Base (without top)	Height Range	Load Capacity	High/Low Position
A2EB322	25.25"	220 lbs.	50" / 24.75"
A2EB333	25.5"	300 lbs.	50.25" / 24.75"
A2EB222	17.25"	175 lbs.	44.75" / 27.5"

47" Fixed Width Base (see page 82):

A2EB212	18.75"	160 lbs.	47.25" / 28.5"
---------	--------	----------	----------------

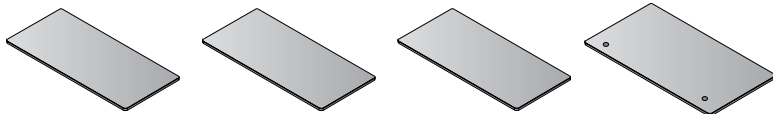
Also available, PWS tops on page 28.

⚙️ Bases are TAA Compliant



**AM2030B** Standing Mat  
See page 119

## Tops



**842T26-X**  
Table Top 72"x24"  
CU: 1.9 WT: 44  
List: **\$440**

**842T25-x**  
Table Top 60"x24"  
CU:1.6 WT:36  
List: **\$390**

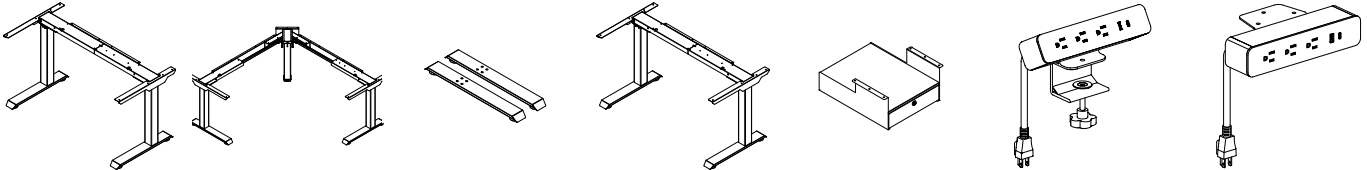
**842T24-x**  
Table Top 48"x24"  
CU:1.3 WT:28  
List: **\$330**

**842T3060-x**  
Table Top 60"x30"  
CU: 2.5 WT: 50.7  
List: **\$460**

## Top Colors



## Bases



**A2EB322-xx**  
3-Stage/2-Leg  
CU:2.8 WT:64  
List: **\$1,550**

**A2EB333-xx**  
3-Stage/3-Leg  
CU:2.9 WT:94  
List: **\$2,500**

**A2FEET30-x**  
Feet for 30"D Tops  
(set of 2)  
CU:0.27 WT:12  
List: **\$175**

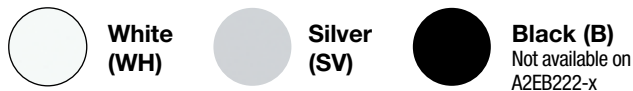
**A2EB222-x**  
2-Stage/2-Leg  
CU:2.8 WT:59  
List: **\$1,500**

**A2PS-x**  
Personal Storage  
15.5"W x 18"D x 7.5"H  
CU:1.49 WT:34  
List: **\$275**

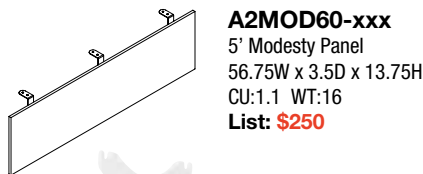
**PM5311B Black**  
**PM5311W White**  
Power Charger  
Clamp-Mount  
Includes: USB Type-C,  
USB Type-A and  
(3) A/C plugs  
Fits ½" - 1½" surfaces  
CU:0.22 WT:3  
List: **\$290**

**PM8311B Black**  
**PM8311W White**  
Power Charger  
Undersurface Mount  
Includes: USB Type-C,  
USB Type-A and  
(3) A/C plugs  
CU:0.22 WT:3  
List: **\$290**

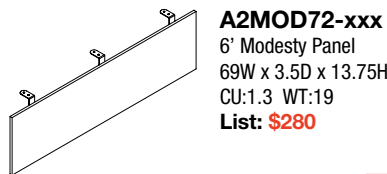
## Base Colors



## Modesty Panels




**A2MOD60-xxx**  
5' Modesty Panel  
56.75W x 3.5D x 13.75H  
CU:1.1 WT:16  
List: **\$250**



**A2MOD72-xxx**  
6' Modesty Panel  
69W x 3.5D x 13.75H  
CU:1.3 WT:19  
List: **\$280**

## Modesty Colors



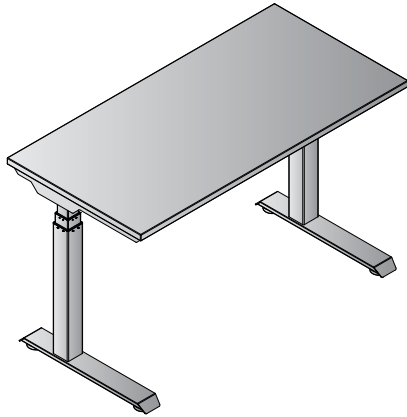
## OSP ASCEND II™ Monitor Arms

Gas-assist monitor arms with 3-point adjustment further individualize workplace ergonomics. Arms support 17"-30" monitors. Base includes dual USB 3.0 ports within easy reach.

Model#	Description	List
A2MAS1730	Single Monitor Arm with Dual USB 3.0 Ports	<b>\$275</b>
A2MAD1730	Double Monitor Arm with Dual USB 3.0 Ports	<b>\$525</b>

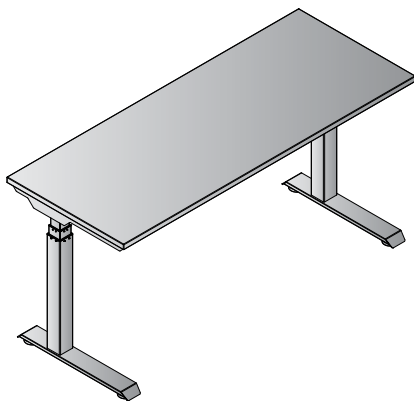






**3-Stage 48" x 24" x 51-25.5"H**  
 Electric Height Adjustable Table  
 CU: 4.1 (2 cartons)      WT.: 92  
**List: \$1,880**

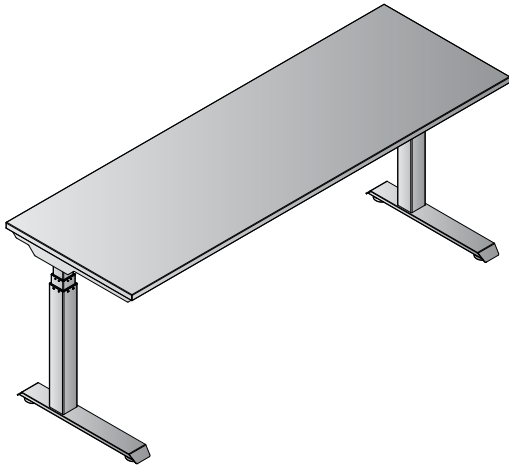
Typical#	List	Description	TOP	List	BASE	List
A322448SVC	\$1880	Cherry Top/Silver Base	842T24-C	\$330	A2EB322-SV	\$1550
A322448SVE	\$1880	Espresso Top/Silver Base	842T24-E	\$330	A2EB322-SV	\$1550
A322448SVG	\$1880	Grey Top/Silver Base	842T24-G	\$330	A2EB322-SV	\$1550
A322448SVM	\$1880	Mahogany Top/Silver Base	842T24-M	\$330	A2EB322-SV	\$1550
A322448SVN	\$1880	Natty Ash Top/Silver Base	842T24-N	\$330	A2EB322-SV	\$1550
A322448SVS	\$1880	Slate Grey Top/Silver Base	842T24-S	\$330	A2EB322-SV	\$1550
A322448SVU	\$1880	Urban Walnut Top/Silver Base	842T24-U	\$330	A2EB322-SV	\$1550
A322448SW	\$1880	White Top/Silver Base	842T24-W	\$330	A2EB322-SV	\$1550
A322448WHC	\$1880	Cherry Top/White Base	842T24-C	\$330	A2EB322-WH	\$1550
A322448WHE	\$1880	Espresso Top/White Base	842T24-E	\$330	A2EB322-WH	\$1550
A322448WHG	\$1880	Grey Top/White Base	842T24-G	\$330	A2EB322-WH	\$1550
A322448WHM	\$1880	Mahogany Top/White Base	842T24-M	\$330	A2EB322-WH	\$1550
A322448WHN	\$1880	Natty Ash Top/White Base	842T24-N	\$330	A2EB322-WH	\$1550
A322448WHS	\$1880	Slate Grey Top/White Base	842T24-S	\$330	A2EB322-WH	\$1550
A322448WHU	\$1880	Urban Walnut Top/White Base	842T24-U	\$330	A2EB322-WH	\$1550
A322448HW	\$1880	White Top/White Base	842T24-W	\$330	A2EB322-WH	\$1550



**3-Stage 60" x 24" x 51-25.5"H**  
 Electric Height Adjustable Table  
 CU: 4.4 (2 cartons)      WT.: 100  
**List: \$1,940**

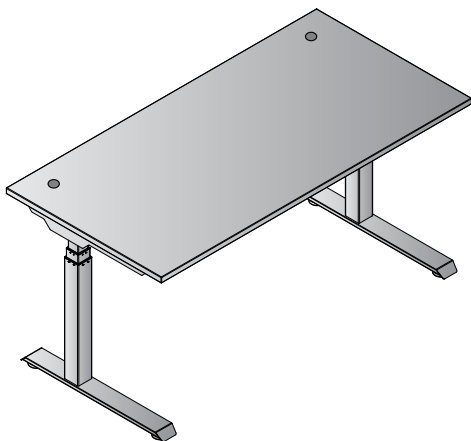
Typical#	List	Description	TOP	List	BASE	List
A322460SVC	\$1940	Cherry Top/Silver Base	842T25-C	\$390	A2EB322-SV	\$1550
A322460SVE	\$1940	Espresso Top/Silver Base	842T25-E	\$390	A2EB322-SV	\$1550
A322460SVG	\$1940	Grey Top/Silver Base	842T25-G	\$390	A2EB322-SV	\$1550
A322460SVM	\$1940	Mahogany Top/Silver Base	842T25-M	\$390	A2EB322-SV	\$1550
A322460SVN	\$1940	Natty Ash Top/Silver Base	842T25-N	\$390	A2EB322-SV	\$1550
A322460SVS	\$1940	Slate Grey Top/Silver Base	842T25-S	\$390	A2EB322-SV	\$1550
A322460SVU	\$1940	Urban Walnut Top/Silver Base	842T25-U	\$390	A2EB322-SV	\$1550
A322460SW	\$1940	White Top/Silver Base	842T25-W	\$390	A2EB322-SV	\$1550
A322460WHC	\$1940	Cherry Top/White Base	842T25-C	\$390	A2EB322-WH	\$1550
A322460WHE	\$1940	Espresso Top/White Base	842T25-E	\$390	A2EB322-WH	\$1550
A322460WHG	\$1940	Grey Top/White Base	842T25-G	\$390	A2EB322-WH	\$1550
A322460WHM	\$1940	Mahogany Top/White Base	842T25-M	\$390	A2EB322-WH	\$1550
A322460WHN	\$1940	Natty Ash Top/White Base	842T25-N	\$390	A2EB322-WH	\$1550
A322460WHS	\$1940	Slate Grey Top/White Base	842T25-S	\$390	A2EB322-WH	\$1550
A322460WHU	\$1940	Urban Walnut Top/White Base	842T25-U	\$390	A2EB322-WH	\$1550
A322460HW	\$1940	White Top/White Base	842T25-W	\$390	A2EB322-WH	\$1550

⚙️ Bases are TAA Compliant



**3-Stage 72" x 24" x 51-25.5"H**  
 Electric Height Adjustable Table  
 CU: 4.7 (2 cartons) WT.: 108  
**List: \$1,990**

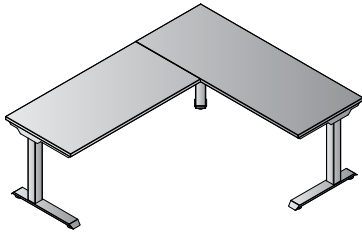
Typical#	List	Description	TOP	List	BASE	List
A322472SVC	\$1990	Cherry Top/Silver Base	842T26-C	\$440	A2EB322-SV	\$1550
A322472SVE	\$1990	Espresso Top/Silver Base	842T26-E	\$440	A2EB322-SV	\$1550
A322472SVG	\$1990	Grey Top/Silver Base	842T26-G	\$440	A2EB322-SV	\$1550
A322472SVM	\$1990	Mahogany Top/Silver Base	842T26-M	\$440	A2EB322-SV	\$1550
A322472SVN	\$1990	Natty Ash Top/Silver Base	842T26-N	\$440	A2EB322-SV	\$1550
A322472SVS	\$1990	Slate Grey Top/Silver Base	842T26-S	\$440	A2EB322-SV	\$1550
A322472SVU	\$1990	Urban Walnut Top/Silver Base	842T26-U	\$440	A2EB322-SV	\$1550
A322472SWW	\$1990	White Top/Silver Base	842T26-W	\$440	A2EB322-SV	\$1550
A322472WHC	\$1990	Cherry Top/White Base	842T26-C	\$440	A2EB322-WH	\$1550
A322472WHE	\$1990	Espresso Top/White Base	842T26-E	\$440	A2EB322-WH	\$1550
A322472WHG	\$1990	Grey Top/White Base	842T26-G	\$440	A2EB322-WH	\$1550
A322472WHM	\$1990	Mahogany Top/White Base	842T26-M	\$440	A2EB322-WH	\$1550
A322472WHN	\$1990	Natty Ash Top/White Base	842T26-N	\$440	A2EB322-WH	\$1550
A322472WHS	\$1990	Slate Grey Top/White Base	842T26-S	\$440	A2EB322-WH	\$1550
A322472WHU	\$1990	Urban Walnut Top/White Base	842T26-U	\$440	A2EB322-WH	\$1550
A322472WHW	\$1990	White Top/White Base	842T26-W	\$440	A2EB322-WH	\$1550



**3-Stage 59" x 30" x 51-25.5"H**  
 Electric Height Adjustable Table  
 CU: 5.57 (3 cartons) WT.: 126.7  
**List: \$2,010**

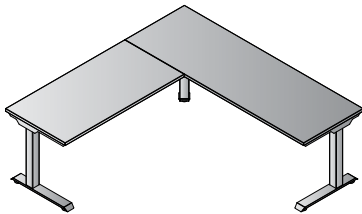
Typical#	List	Description	TOP	List	BASE	List
A323060SVC	\$2010	Cherry Top/Silver Base	842T3060-C	\$460	A2EB322-SV	\$1550
A323060SVE	\$2010	Espresso Top/Silver Base	842T3060-E	\$460	A2EB322-SV	\$1550
A323060SVG	\$2010	Grey Top/Silver Base	842T3060-G	\$460	A2EB322-SV	\$1550
A323060SVM	\$2010	Mahogany Top/Silver Base	842T3060-M	\$460	A2EB322-SV	\$1550
A323060SVN	\$2010	Natty Ash Top/Silver Base	842T3060-N	\$460	A2EB322-SV	\$1550
A323060SVS	\$2010	Slate Grey Top/Silver Base	842T3060-S	\$460	A2EB322-SV	\$1550
A323060SVU	\$2010	Urban Walnut Top/Silver Base	842T3060-U	\$460	A2EB322-SV	\$1550
A323060SWW	\$2010	White Top/Silver Base	842T3060-W	\$460	A2EB322-SV	\$1550
A323060WHC	\$2010	Cherry Top/White Base	842T3060-C	\$460	A2EB322-WH	\$1550
A323060WHE	\$2010	Espresso Top/White Base	842T3060-E	\$460	A2EB322-WH	\$1550
A323060WHG	\$2010	Grey Top/White Base	842T3060-G	\$460	A2EB322-WH	\$1550
A323060WHM	\$2010	Mahogany Top/White Base	842T3060-M	\$460	A2EB322-WH	\$1550
A323060WHN	\$2010	Natty Ash Top/White Base	842T3060-N	\$460	A2EB322-WH	\$1550
A323060WHS	\$2010	Slate Grey Top/White Base	842T3060-S	\$460	A2EB322-WH	\$1550
A323060WHU	\$2010	Urban Walnut Top/White Base	842T3060-U	\$460	A2EB322-WH	\$1550
A323060WHW	\$2010	White Top/White Base	842T3060-W	\$460	A2EB322-WH	\$1550

⚙ Bases are TAA Compliant



**3-Stage**  
**60" x 72" x 51-25.5"H**  
 Electric Height Adjustable L-Shape  
 CU: 5.8 (3 cartons) WT.: 158  
**List: \$3,220**

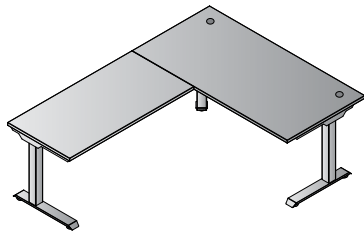
Typical#	List	Description	TOP	List	TOP	List	BASE	List
A336072SVC	\$3220	Cherry Top/Silver Base	842T25-C	\$390	842T24-C	\$330	A2EB333-SV	\$2500
A336072SVE	\$3220	Espresso Top/Silver Base	842T25-E	\$390	842T24-E	\$330	A2EB333-SV	\$2500
A336072SVG	\$3220	Grey Top/Silver Base	842T25-G	\$390	842T24-G	\$330	A2EB333-SV	\$2500
A336072SVM	\$3220	Mahogany Top/Silver Base	842T25-M	\$390	842T24-M	\$330	A2EB333-SV	\$2500
A336072SVN	\$3220	Natty Ash Top/Silver Base	842T25-N	\$390	842T24-N	\$330	A2EB333-SV	\$2500
A336072SVS	\$3220	Slate Grey Top/Silver Base	842T25-S	\$390	842T24-S	\$330	A2EB333-SV	\$2500
A336072SVU	\$3220	Urban Walnut Top/Silver Base	842T25-U	\$390	842T24-U	\$330	A2EB333-SV	\$2500
A336072SWW	\$3220	White Top/Silver Base	842T25-W	\$390	842T24-W	\$330	A2EB333-SV	\$2500
A336072WHC	\$3220	Cherry Top/White Base	842T25-C	\$390	842T24-C	\$330	A2EB333-WH	\$2500
A336072WHE	\$3220	Espresso Top/White Base	842T25-E	\$390	842T24-E	\$330	A2EB333-WH	\$2500
A336072WHG	\$3220	Grey Top/White Base	842T25-G	\$390	842T24-G	\$330	A2EB333-WH	\$2500
A336072WHM	\$3220	Mahogany Top/White Base	842T25-M	\$390	842T24-M	\$330	A2EB333-WH	\$2500
A336072WHN	\$3220	Natty Ash Top/White Base	842T25-N	\$390	842T24-N	\$330	A2EB333-WH	\$2500
A336072WHS	\$3220	Slate Grey Top/White Base	842T25-S	\$390	842T24-S	\$330	A2EB333-WH	\$2500
A336072WHU	\$3220	Urban Walnut Top/White Base	842T25-U	\$390	842T24-U	\$330	A2EB333-WH	\$2500
A336072WHW	\$3220	White Top/White Base	842T25-W	\$390	842T24-W	\$330	A2EB333-WH	\$2500



**3-Stage**  
**72" x 72" x 51-25.5"H**  
 Electric Height Adjustable L-Shape  
 CU: 6.1 (3 cartons) WT.: 164  
**List: \$3,270**

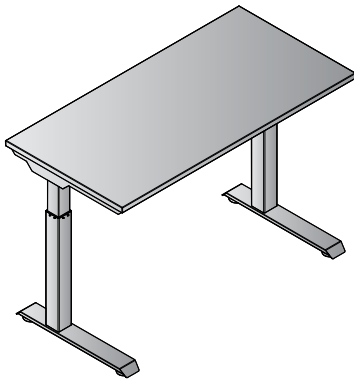
Typical#	List	Description	TOP	List	TOP	List	BASE	List
A337272SVC	\$3270	Cherry Top/Silver Base	842T26-C	\$440	842T24-C	\$330	A2EB333-SV	\$2500
A337272SVE	\$3270	Espresso Top/Silver Base	842T26-E	\$440	842T24-E	\$330	A2EB333-SV	\$2500
A337272SVG	\$3270	Grey Top/Silver Base	842T26-G	\$440	842T24-G	\$330	A2EB333-SV	\$2500
A337272SVM	\$3270	Mahogany Top/Silver Base	842T26-M	\$440	842T24-M	\$330	A2EB333-SV	\$2500
A337272SVN	\$3270	Natty Ash Top/Silver Base	842T26-N	\$440	842T24-N	\$330	A2EB333-SV	\$2500
A337272SVS	\$3270	Slate Grey Top/Silver Base	842T26-S	\$440	842T24-S	\$330	A2EB333-SV	\$2500
A337272SVU	\$3270	Urban Walnut Top/Silver Base	842T26-U	\$440	842T24-U	\$330	A2EB333-SV	\$2500
A337272SWW	\$3270	White Top/Silver Base	842T26-W	\$440	842T24-W	\$330	A2EB333-SV	\$2500
A337272WHC	\$3270	Cherry Top/White Base	842T26-C	\$440	842T24-C	\$330	A2EB333-WH	\$2500
A337272WHE	\$3270	Espresso Top/White Base	842T26-E	\$440	842T24-E	\$330	A2EB333-WH	\$2500
A337272WHG	\$3270	Grey Top/White Base	842T26-G	\$440	842T24-G	\$330	A2EB333-WH	\$2500
A337272WHM	\$3270	Mahogany Top/White Base	842T26-M	\$440	842T24-M	\$330	A2EB333-WH	\$2500
A337272WHN	\$3270	Natty Ash Top/White Base	842T26-N	\$440	842T24-N	\$330	A2EB333-WH	\$2500
A337272WHS	\$3270	Slate Grey Top/White Base	842T26-S	\$440	842T24-S	\$330	A2EB333-WH	\$2500
A337272WHU	\$3270	Urban Walnut Top/White Base	842T26-U	\$440	842T24-U	\$330	A2EB333-WH	\$2500
A337272WHW	\$3270	White Top/White Base	842T26-W	\$440	842T24-W	\$330	A2EB333-WH	\$2500

⚙️ Bases are TAA Compliant



**3-Stage**  
**59" x 77.25" x 51-25.5"H**  
 Electric Height Adjustable L-Shape  
 CU: 6.97 (4 cartons) WT.: 184.7  
**List: \$3,290**

Typical#	List	Description	TOP	List	TOP	List	BASE	List
A336078SVC	\$3290	Cherry Top/Silver Base	842T3060-C	\$460	842T24-C	\$330	A2EB333-SV	\$2500
A336078SVE	\$3290	Espresso Top/Silver Base	842T3060-E	\$460	842T24-E	\$330	A2EB333-SV	\$2500
A336078SVG	\$3290	Grey Top/Silver Base	842T3060-G	\$460	842T24-G	\$330	A2EB333-SV	\$2500
A336078SVM	\$3290	Mahogany Top/Silver Base	842T3060-M	\$460	842T24-M	\$330	A2EB333-SV	\$2500
A336078SVN	\$3290	Natty Ash Top/Silver Base	842T3060-N	\$460	842T24-N	\$330	A2EB333-SV	\$2500
A336078SVS	\$3290	Slate Grey Top/Silver Base	842T3060-S	\$460	842T24-S	\$330	A2EB333-SV	\$2500
A336078SVU	\$3290	Urban Walnut Top/Silver Base	842T3060-U	\$460	842T24-U	\$330	A2EB333-SV	\$2500
A336078SWW	\$3290	White Top/Silver Base	842T3060-W	\$460	842T24-W	\$330	A2EB333-SV	\$2500
A336078WHC	\$3290	Cherry Top/White Base	842T3060-C	\$460	842T24-C	\$330	A2EB333-WH	\$2500
A336078WHE	\$3290	Espresso Top/White Base	842T3060-E	\$460	842T24-E	\$330	A2EB333-WH	\$2500
A336078WHG	\$3290	Grey Top/White Base	842T3060-G	\$460	842T24-G	\$330	A2EB333-WH	\$2500
A336078WHM	\$3290	Mahogany Top/White Base	842T3060-M	\$460	842T24-M	\$330	A2EB333-WH	\$2500
A336078WHN	\$3290	Natty Ash Top/White Base	842T3060-N	\$460	842T24-N	\$330	A2EB333-WH	\$2500
A336078WHS	\$3290	Slate Grey Top/White Base	842T3060-S	\$460	842T24-S	\$330	A2EB333-WH	\$2500
A336078WHU	\$3290	Urban Walnut Top/White Base	842T3060-U	\$460	842T24-U	\$330	A2EB333-WH	\$2500
A336078WHW	\$3290	White Top/White Base	842T3060-W	\$460	842T24-W	\$330	A2EB333-WH	\$2500

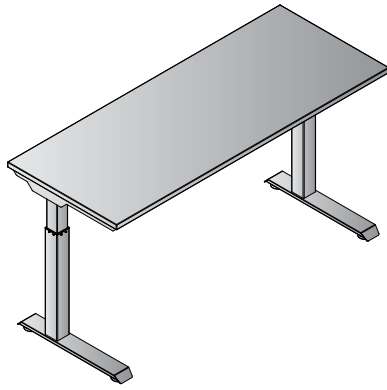


**2-Stage**  
**48" x 24" x 45.5-28.25"H**  
 Electric Height Adjustable Table  
 CU: 4.1 (2 cartons) WT.: 87  
**List: \$1,830**

Typical#	List	Description	TOP	List	BASE	List
A222448SVC	\$1830	Cherry Top/Silver Base	842T24-C	\$330	A2EB222-SV	\$1500
A222448SVE	\$1830	Espresso Top/Silver Base	842T24-E	\$330	A2EB222-SV	\$1500
A222448SVG	\$1830	Grey Top/Silver Base	842T24-G	\$330	A2EB222-SV	\$1500
A222448SVM	\$1830	Mahogany Top/Silver Base	842T24-M	\$330	A2EB222-SV	\$1500
A222448SVN	\$1830	Natty Ash Top/Silver Base	842T24-N	\$330	A2EB222-SV	\$1500
A222448SVS	\$1830	Slate Grey Top/Silver Base	842T24-S	\$330	A2EB222-SV	\$1500
A222448SVU	\$1830	Urban Walnut Top/Silver Base	842T24-U	\$330	A2EB222-SV	\$1500
A222448SWW	\$1830	White Top/Silver Base	842T24-W	\$330	A2EB222-SV	\$1500
A222448WHC	\$1830	Cherry Top/White Base	842T24-C	\$330	A2EB222-WH	\$1500
A222448WHE	\$1830	Espresso Top/White Base	842T24-E	\$330	A2EB222-WH	\$1500
A222448WHG	\$1830	Grey Top/White Base	842T24-G	\$330	A2EB222-WH	\$1500
A222448WHM	\$1830	Mahogany Top/White Base	842T24-M	\$330	A2EB222-WH	\$1500
A222448WHN	\$1830	Natty Ash Top/White Base	842T24-N	\$330	A2EB222-WH	\$1500
A222448WHS	\$1830	Slate Grey Top/White Base	842T24-S	\$330	A2EB222-WH	\$1500
A222448WHU	\$1830	Urban Walnut Top/White Base	842T24-U	\$330	A2EB222-WH	\$1500
A222448WHW	\$1830	White Top/White Base	842T24-W	\$330	A2EB222-WH	\$1500

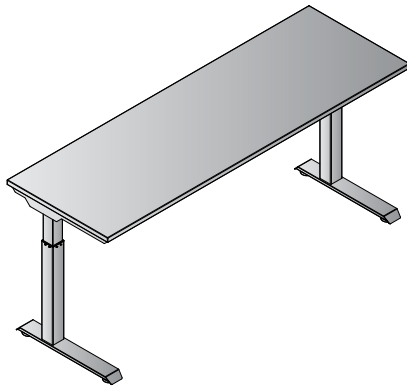


# OSP ASCEND II™ - Electric Height Adjustable Tables



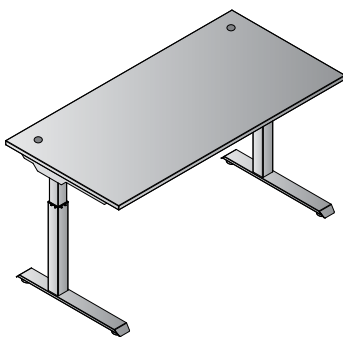
**2-Stage 60" x 24" x 45.5-28.25"H**  
Electric Height Adjustable Table  
CU: 4.4 (2 cartons) WT.: 95  
**List: \$1,890**

Typical#	List	Description	TOP	List	BASE	List
A222460SVC	\$1890	Cherry Top/Silver Base	842T25-C	\$390	A2EB222-SV	\$1500
A222460SVE	\$1890	Espresso Top/Silver Base	842T25-E	\$390	A2EB222-SV	\$1500
A222460SVG	\$1890	Grey Top/Silver Base	842T25-G	\$390	A2EB222-SV	\$1500
A222460SVM	\$1890	Mahogany Top/Silver Base	842T25-M	\$390	A2EB222-SV	\$1500
A222460SVN	\$1890	Natty Ash Top/Silver Base	842T25-N	\$390	A2EB222-SV	\$1500
A222460SVS	\$1890	Slate Grey Top/Silver Base	842T25-S	\$390	A2EB222-SV	\$1500
A222460SVU	\$1890	Urban Walnut Top/Silver Base	842T25-U	\$390	A2EB222-SV	\$1500
A222460SVW	\$1890	White Top/Silver Base	842T25-W	\$390	A2EB222-SV	\$1500
A222460WHC	\$1890	Cherry Top/White Base	842T25-C	\$390	A2EB222-WH	\$1500
A222460WHE	\$1890	Espresso Top/White Base	842T25-E	\$390	A2EB222-WH	\$1500
A222460WHG	\$1890	Grey Top/White Base	842T25-G	\$390	A2EB222-WH	\$1500
A222460WHM	\$1890	Mahogany Top/White Base	842T25-M	\$390	A2EB222-WH	\$1500
A222460WHN	\$1890	Natty Ash Top/White Base	842T25-N	\$390	A2EB222-WH	\$1500
A222460WHS	\$1890	Slate Grey Top/White Base	842T25-S	\$390	A2EB222-WH	\$1500
A222460WHU	\$1890	Urban Walnut Top/White Base	842T25-U	\$390	A2EB222-WH	\$1500
A222460WHW	\$1890	White Top/White Base	842T25-W	\$390	A2EB222-WH	\$1500



**2-Stage 72" x 24" x 45.5-28.25"H**  
Electric Height Adjustable Table  
CU: 4.7 (2 cartons) WT.: 103  
**List: \$1,940**

Typical#	List	Description	TOP	List	BASE	List
A222472SVC	\$1940	Cherry Top/Silver Base	842T26-C	\$440	A2EB222-SV	\$1500
A222472SVE	\$1940	Espresso Top/Silver Base	842T26-E	\$440	A2EB222-SV	\$1500
A222472SVG	\$1940	Grey Top/Silver Base	842T26-G	\$440	A2EB222-SV	\$1500
A222472SVM	\$1940	Mahogany Top/Silver Base	842T26-M	\$440	A2EB222-SV	\$1500
A222472SVN	\$1940	Natty Ash Top/Silver Base	842T26-N	\$440	A2EB222-SV	\$1500
A222472SVS	\$1940	Slate Grey Top/Silver Base	842T26-S	\$440	A2EB222-SV	\$1500
A222472SVU	\$1940	Urban Walnut Top/Silver Base	842T26-U	\$440	A2EB222-SV	\$1500
A222472SVW	\$1940	White Top/Silver Base	842T26-W	\$440	A2EB222-SV	\$1500
A222472WHC	\$1940	Cherry Top/White Base	842T26-C	\$440	A2EB222-WH	\$1500
A222472WHE	\$1940	Espresso Top/White Base	842T26-E	\$440	A2EB222-WH	\$1500
A222472WHG	\$1940	Grey Top/White Base	842T26-G	\$440	A2EB222-WH	\$1500
A222472WHM	\$1940	Mahogany Top/White Base	842T26-M	\$440	A2EB222-WH	\$1500
A222472WHN	\$1940	Natty Ash Top/White Base	842T26-N	\$440	A2EB222-WH	\$1500
A222472WHS	\$1940	Slate Grey Top/White Base	842T26-S	\$440	A2EB222-WH	\$1500
A222472WHU	\$1940	Urban Walnut Top/White Base	842T26-U	\$440	A2EB222-WH	\$1500
A222472WHW	\$1940	White Top/White Base	842T26-W	\$440	A2EB222-WH	\$1500



**2-Stage 59" x 30" x 45.5-28.25"H**  
Electric Height Adjustable Table  
CU: 5.57 (3 cartons) WT.: 121.7  
**List: \$1,960**

Typical#	List	Description	TOP	List	BASE	List
A223060SVC	\$1960	Cherry Top/Silver Base	842T3060-C	\$460	A2EB222-SV	\$1500
A223060SVE	\$1960	Espresso Top/Silver Base	842T3060-E	\$460	A2EB222-SV	\$1500
A223060SVG	\$1960	Grey Top/Silver Base	842T3060-G	\$460	A2EB222-SV	\$1500
A223060SVM	\$1960	Mahogany Top/Silver Base	842T3060-M	\$460	A2EB222-SV	\$1500
A223060SVN	\$1960	Natty Ash Top/Silver Base	842T3060-N	\$460	A2EB222-SV	\$1500
A223060SVS	\$1960	Slate Grey Top/Silver Base	842T3060-S	\$460	A2EB222-SV	\$1500
A223060SVU	\$1960	Urban Walnut Top/Silver Base	842T3060-U	\$460	A2EB222-SV	\$1500
A223060SVW	\$1960	White Top/Silver Base	842T3060-W	\$460	A2EB222-SV	\$1500
A223060WHC	\$1960	Cherry Top/White Base	842T3060-C	\$460	A2EB222-WH	\$1500
A223060WHE	\$1960	Espresso Top/White Base	842T3060-E	\$460	A2EB222-WH	\$1500
A223060WHG	\$1960	Grey Top/White Base	842T3060-G	\$460	A2EB222-WH	\$1500
A223060WHM	\$1960	Mahogany Top/White Base	842T3060-M	\$460	A2EB222-WH	\$1500
A223060WHN	\$1960	Natty Ash Top/White Base	842T3060-N	\$460	A2EB222-WH	\$1500
A223060WHS	\$1960	Slate Grey Top/White Base	842T3060-S	\$460	A2EB222-WH	\$1500
A223060WHU	\$1960	Urban Walnut Top/White Base	842T3060-U	\$460	A2EB222-WH	\$1500
A223060WHW	\$1960	White Top/White Base	842T3060-W	\$460	A2EB222-WH	\$1500

⚙️ Bases are TAA Compliant

## Single-Motor Height Adjustable Base



**A2EB212-x**

**Fixed-Width  
47"W x 23.5"D**

**Height Adjustment Range: 19"  
Hi / Low Positions (Base):  
47" / 28"  
With 842T24 Top: 48" / 29"  
Load Capacity (Base): 160 lbs.**

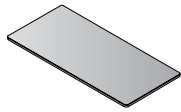


### Additional Features:

Memory Control • 4 Programmable Presets • Anti-Collision  
UL Certified Components • Meets BIFMA Testing Standards

### TOP

### TOP COLORS



**842T24-x**  
Table Top 48"x24"  
CU:1.3 WT:28  
List: **\$330**



**Cherry  
(C)**



**Espresso  
(E)**



**Grey  
(G)**



**Mahogany  
(M)**



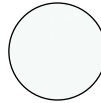
**Maple  
(N)**



**Slate Grey  
(S)**



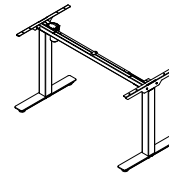
**Urban Walnut  
(U)**



**White  
(W)**

### BASE

### BASE COLORS



**A2EB212-x**  
48" Wide  
Single-Motor Base  
CU:6.2 WT:71  
List: **\$1,150**

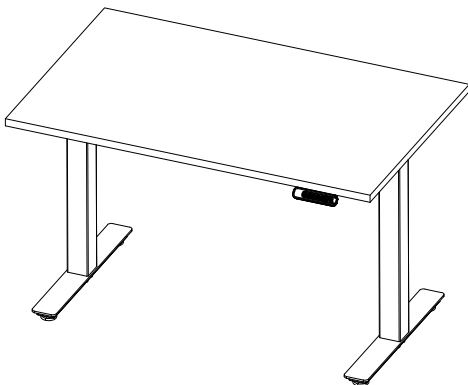


**Grey (GR)**



**Black (B)**

## Typicals



**Single Motor  
48" x 24" x 48-29"H**  
Electric Height Adjustable Table  
CU: 7.5 WT.: 99  
List: **\$1,480**

Typical#	List	Description	TOP	List	BASE	List
A212448BC	\$1480	Cherry Top/Black Base	842T24-C	\$330	A2EB212-B	\$1150
A212448BE	\$1480	Espresso Top/Black Base	842T24-E	\$330	A2EB212-B	\$1150
A212448BG	\$1480	Grey Top/Black Base	842T24-G	\$330	A2EB212-B	\$1150
A212448BM	\$1480	Mahogany Top/Black Base	842T24-M	\$330	A2EB212-B	\$1150
A212448BN	\$1480	Natty Ash Top/Black Base	842T24-N	\$330	A2EB212-B	\$1150
A212448BS	\$1480	Slate Grey Top/Black Base	842T24-S	\$330	A2EB212-B	\$1150
A212448BU	\$1480	Urban Walnut Top/Black Base	842T24-U	\$330	A2EB212-B	\$1150
A212448BW	\$1480	White Top/Black Base	842T24-W	\$330	A2EB212-B	\$1150
A212448GRC	\$1480	Cherry Top/Grey Base	842T24-C	\$330	A2EB212-GR	\$1150
A212448GRE	\$1480	Espresso Top/Grey Base	842T24-E	\$330	A2EB212-GR	\$1150
A212448GRG	\$1480	Grey Top/Grey Base	842T24-G	\$330	A2EB212-GR	\$1150
A212448GRM	\$1480	Mahogany Top/Grey Base	842T24-M	\$330	A2EB212-GR	\$1150
A212448GRN	\$1480	Natty Ash Top/Grey Base	842T24-N	\$330	A2EB212-GR	\$1150
A212448GRS	\$1480	Slate Grey Top/Grey Base	842T24-S	\$330	A2EB212-GR	\$1150
A212448GRU	\$1480	Urban Walnut Top/Grey Base	842T24-U	\$330	A2EB212-GR	\$1150
A212448GRW	\$1480	White Top/Grey Base	842T24-W	\$330	A2EB212-GR	\$1150



Shown with optional A2MOD72 modesty panel; see page 76



Urban Walnut (U)




Slate Grey (S)



Cherry (C)



Espresso (E)



Black (3)



Grey (G)



Mahogany (M)



Titanium (7)



Natty Ash (N)



White (W)



White (1)

## TOP COLORS

## BASE COLORS

Bases are TAA Compliant



# PHAT Pneumatic Height Adjustable Tables

Sit & stand throughout your workday to keep your body and mind in motion. New PHAT Table (Pneumatic Height Adjustable Tables) worksurfaces adjust from 30.25" to 43.25", a 13" range, with a single lever. Included black locking casters provide more on-the-go capability. Heavyweight bases include dual-pneumatic power and driveshaft-synchronized operation. Fully enclosed center channel conceals components. Tops and Bases sold, packed and shipped individually.





White Top/White Base

### 48" x 24" Pneumatic Height Adjustable Table with Black Locking Casters

CU: 3.1 (2 cartons) WT.: 95

**List: \$1,330**

⚙️ Bases are TAA Compliant

Typical#	Description	TOP	List	BASE	List
PHAT2448C1	Cherry Top/White Base	842T24-C	\$330	HB6024-1	\$1000
PHAT2448E1	Espresso Top/White Base	842T24-E	\$330	HB6024-1	\$1000
PHAT2448G1	Grey Top/White Base	842T24-G	\$330	HB6024-1	\$1000
PHAT2448M1	Mahogany Top/White Base	842T24-M	\$330	HB6024-1	\$1000
PHAT2448N1	Natty Ash Top/White Base	842T24-N	\$330	HB6024-1	\$1000
PHAT2448S1	Slate Grey Top/White Base	842T24-S	\$330	HB6024-1	\$1000
PHAT2448U1	Urban Walnut Top/White Base	842T24-U	\$330	HB6024-1	\$1000
PHAT2448W1	White Top/White Base	842T24-W	\$330	HB6024-1	\$1000
PHAT2448C3	Cherry Top/Black Base	842T24-C	\$330	HB6024-3	\$1000
PHAT2448E3	Espresso Top/Black Base	842T24-E	\$330	HB6024-3	\$1000
PHAT2448G3	Grey Top/Black Base	842T24-G	\$330	HB6024-3	\$1000
PHAT2448M3	Mahogany Top/Black Base	842T24-M	\$330	HB6024-3	\$1000
PHAT2448N3	Natty Ash Top/Black Base	842T24-N	\$330	HB6024-3	\$1000
PHAT2448S3	Slate Grey Top/Black Base	842T24-S	\$330	HB6024-3	\$1000
PHAT2448U3	Urban Walnut Top/Black Base	842T24-U	\$330	HB6024-3	\$1000
PHAT2448W3	White Top/Black Base	842T24-W	\$330	HB6024-3	\$1000
PHAT2448C7	Cherry Top/Titanium Base	842T24-C	\$330	HB6024-7	\$1000
PHAT2448E7	Espresso Top/Titanium Base	842T24-E	\$330	HB6024-7	\$1000
PHAT2448G7	Grey Top/Titanium Base	842T24-G	\$330	HB6024-7	\$1000
PHAT2448M7	Mahogany Top/Titanium Base	842T24-M	\$330	HB6024-7	\$1000
PHAT2448N7	Natty Ash Top/Titanium Base	842T24-N	\$330	HB6024-7	\$1000
PHAT2448S7	Slate Grey Top/Titanium Base	842T24-S	\$330	HB6024-7	\$1000
PHAT2448U7	Urban Walnut Top/Titanium Base	842T24-U	\$330	HB6024-7	\$1000
PHAT2448W7	White Top/Titanium Base	842T24-W	\$330	HB6024-7	\$1000

CU: 1.3 WT: 30 CU: 1.8 WT: 65



Cherry Top/Titanium Base

### 60" x 24" Pneumatic Height Adjustable Table with Black Locking Casters

CU: 3.8 (2 cartons) WT.: 107

**List: \$1,440**

⚙️ Bases are TAA Compliant

PHAT2460C1	Cherry Top/White Base	842T25-C	\$390	HB6025-1	\$1050
PHAT2460E1	Espresso Top/White Base	842T25-E	\$390	HB6025-1	\$1050
PHAT2460G1	Grey Top/White Base	842T25-G	\$390	HB6025-1	\$1050
PHAT2460M1	Mahogany Top/White Base	842T25-M	\$390	HB6025-1	\$1050
PHAT2460N1	Natty Ash Top/White Base	842T25-N	\$390	HB6025-1	\$1050
PHAT2460S1	Slate Grey Top/White Base	842T25-S	\$390	HB6025-1	\$1050
PHAT2460U1	Urban Walnut Top/White Base	842T25-U	\$390	HB6025-1	\$1050
PHAT2460W1	White Top/White Base	842T25-W	\$390	HB6025-1	\$1050
PHAT2460C3	Cherry Top/Black Base	842T25-C	\$390	HB6025-3	\$1050
PHAT2460E3	Espresso Top/Black Base	842T25-E	\$390	HB6025-3	\$1050
PHAT2460G3	Grey Top/Black Base	842T25-G	\$390	HB6025-3	\$1050
PHAT2460M3	Mahogany Top/Black Base	842T25-M	\$390	HB6025-3	\$1050
PHAT2460N3	Natty Ash Top/Black Base	842T25-N	\$390	HB6025-3	\$1050
PHAT2460S3	Slate Grey Top/Black Base	842T25-S	\$390	HB6025-3	\$1050
PHAT2460U3	Urban Walnut Top/Black Base	842T25-U	\$390	HB6025-3	\$1050
PHAT2460W3	White Top/Black Base	842T25-W	\$390	HB6025-3	\$1050
PHAT2460C7	Cherry Top/Titanium Base	842T25-C	\$390	HB6025-7	\$1050
PHAT2460E7	Espresso Top/Titanium Base	842T25-E	\$390	HB6025-7	\$1050
PHAT2460G7	Grey Top/Titanium Base	842T25-G	\$390	HB6025-7	\$1050
PHAT2460M7	Mahogany Top/Titanium Base	842T25-M	\$390	HB6025-7	\$1050
PHAT2460N7	Natty Ash Top/Titanium Base	842T25-N	\$390	HB6025-7	\$1050
PHAT2460S7	Slate Grey Top/Titanium Base	842T25-S	\$390	HB6025-7	\$1050
PHAT2460U7	Urban Walnut Top/Titanium Base	842T25-U	\$390	HB6025-7	\$1050
PHAT2460W7	White Top/Titanium Base	842T25-W	\$390	HB6025-7	\$1050

CU: 1.6 WT: 37 CU: 2.2 WT: 70

# PHAT Tables: Pneumatic Height Adjustable Tables



Natty Ash Top/Black Base

Typical#	Description	TOP	List	BASE	List
PHAT2472C1	\$1540 Cherry Top/White Base	842T26-C	\$440	HB6026-1	\$1100
PHAT2472E1	\$1540 Espresso Top/White Base	842T26-E	\$440	HB6026-1	\$1100
PHAT2472G1	\$1540 Grey Top/White Base	842T26-G	\$440	HB6026-1	\$1100
PHAT2472M1	\$1540 Mahogany Top/White Base	842T26-M	\$440	HB6026-1	\$1100
PHAT2472N1	\$1540 Natty Ash Top/White Base	842T26-N	\$440	HB6026-1	\$1100
PHAT2472S1	\$1540 Slate Grey Top/White Base	842T26-S	\$440	HB6026-1	\$1100
PHAT2472U1	\$1540 Urban Walnut Top/White Base	842T26-U	\$440	HB6026-1	\$1100
PHAT2472W1	\$1540 White Top/White Base	842T26-W	\$440	HB6026-1	\$1100
PHAT2472C3	\$1540 Cherry Top/Black Base	842T26-C	\$440	HB6026-3	\$1100
PHAT2472E3	\$1540 Espresso Top/Black Base	842T26-E	\$440	HB6026-3	\$1100
PHAT2472G3	\$1540 Grey Top/Black Base	842T26-G	\$440	HB6026-3	\$1100
PHAT2472M3	\$1540 Mahogany Top/Black Base	842T26-M	\$440	HB6026-3	\$1100
PHAT2472N3	\$1540 Natty Ash Top/Black Base	842T26-N	\$440	HB6026-3	\$1100
PHAT2472S3	\$1540 Slate Grey Top/Black Base	842T26-S	\$440	HB6026-3	\$1100
PHAT2472U3	\$1540 Urban Walnut Top/Black Base	842T26-U	\$440	HB6026-3	\$1100
PHAT2472W3	\$1540 White Top/Black Base	842T26-W	\$440	HB6026-3	\$1100
PHAT2472C7	\$1540 Cherry Top/Titanium Base	842T26-C	\$440	HB6026-7	\$1100
PHAT2472E7	\$1540 Espresso Top/Titanium Base	842T26-E	\$440	HB6026-7	\$1100
PHAT2472G7	\$1540 Grey Top/Titanium Base	842T26-G	\$440	HB6026-7	\$1100
PHAT2472M7	\$1540 Mahogany Top/Titanium Base	842T26-M	\$440	HB6026-7	\$1100
PHAT2472N7	\$1540 Natty Ash Top/Titanium Base	842T26-N	\$440	HB6026-7	\$1100
PHAT2472S7	\$1540 Slate Grey Top/Titanium Base	842T26-S	\$440	HB6026-7	\$1100
PHAT2472U7	\$1540 Urban Walnut Top/Titanium Base	842T26-U	\$440	HB6026-7	\$1100
PHAT2472W7	\$1540 White Top/Titanium Base	842T26-W	\$440	HB6026-7	\$1100

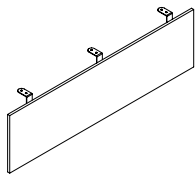
CU: 1.9 WT: 44 CU: 2.7 WT: 74

**72" x 24" Pneumatic Height Adjustable Table with Black Locking Casters**

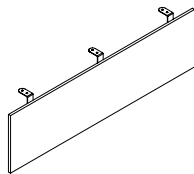
CU: 4.6 (2 cartons) WT.: 118

List: \$1,540

⚙ Bases are TAA Compliant



**A2MOD60-xxx**  
5' Modesty Panel  
56.75W x 3.5D x 13.75H  
CU:1.1 WT:16  
List: \$250



**A2MOD72-xxx**  
6' Modesty Panel  
69W x 3.5D x 13.75H  
CU:1.3 WT:19  
List: \$280



Espresso (ESP)



Slate Grey (SGW)



Urban Walnut (URB)



White (WHT)



**HB4GLIDE**  
Floor Glides (set of 4)  
Carton Wt: 1 Cube: 0.195  
Designed For:  
PHAT & HAT Tables  
List Price: \$35 (set of 4)




**PM5311B Black**  
**PM5311W White**  
Power Charger Clamp-Mount  
Includes: USB Type-C, USB Type-A & (3) A/C plugs  
Fits 1/2" - 1 1/2" surfaces  
CU:0.22 WT:3  
List Price: \$290



**PM8311B Black**  
**PM8311W White**  
Power Charger Undersurface Mount  
Includes: USB Type-C, USB Type-A & (3) A/C plugs  
CU:0.22 WT:3  
List Price: \$290

## OSP AXIOS™ Monitor Arms

Weight Capacity 4-20 lbs. | Tilt +85°, -30° Swivel +/-90°  
Rotate 360° | ANSI BIFMA Tested | VESA monitor mount  
75x75 & 100x100 | Clamp or grommet mount to desk/table



**SPX2720DMA**  
Double Monitor Arm  
17-27" Monitors  
List: \$300

**SPX3020SMA**  
Single Monitor Arm  
17-30" Monitors  
List: \$175

Charcoal



# Folding/Nesting Training Tables



## Folding. Nesting. Mobile.

Flip-Top Training Tables allow quick setup and change of table configurations to address any event. Easily convert from training to classroom to conference room configuration. Tables also fold/nest for space savings when not in use.



One-touch flip mechanism can be activated from either end of the table. Top locks into position when upright or horizontal.

All-steel frames feature modesty panel and full-length top support. Each includes (4) oversize locking casters designed for use on all floors.

Tops are 1" thick laminate with smooth, impact-resistant PVC edges. Underside includes metal inserts for included ganging clips.

Comprehensive selection of folding/nesting chairs available.



### Ganging Feature

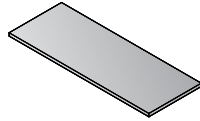


Easy-to-reach, easy-to-secure Ganging Clips are included with each base. Thin-profile design is barely visible when installed. Located near table edges/corners for ease of use.

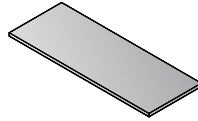
All Traing Tables have achieved GREENGUARD Certification



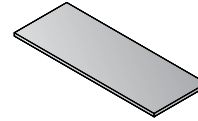
### 18" D Tops



**72"x18" Table Top**  
**842T1872-G** Grey  
**842T1872-S** Slate Grey  
**842T1872-U** Urban Walnut  
**List Price: \$340**



**60"x18" Table Top**  
**842T1860-G** Grey  
**842T1860-S** Slate Grey  
**842T1860-U** Urban Walnut  
**List Price: \$290**



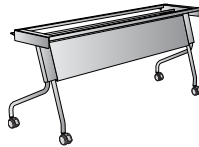
**48"x18" Table Top**  
**842T1848-G** Grey  
**842T1848-S** Slate Grey  
**842T1848-U** Urban Walnut  
**List Price: \$240**

Grey (G)

Slate Grey (S)

Urban Walnut (U)

### 18" D Bases



**6"x18" Base**  
**842FM618-T** Titanium  
**List Price: \$580**



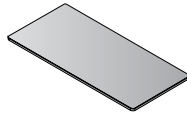
**5"x18" Base**  
**842FM518-T** Titanium  
**List Price: \$540**



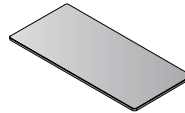
**4"x18" Base**  
**842FM418-T** Titanium  
**List Price: \$500**

Titanium (T)

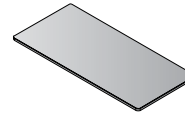
### 24" D Tops



**842T26-x Table Top**  
 72"x24"  
 CU:1.9 WT:44  
**List Price: \$440**



**842T25-x Table Top**  
 60"x24"  
 CU:1.6 WT:36  
**List Price: \$390**

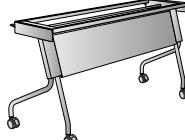


**842T24-x Table Top**  
 48"x24"  
 CU:1.3 WT:28  
**List Price: \$330**

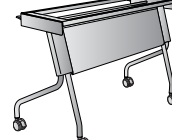
### 24" D Bases



**842FM6-x 6' Base**  
 CU:4.5 WT:51  
**List Price: \$575**



**842FM5-x 5' Base**  
 CU:3.7 WT:46  
**List Price: \$535**




**842FM4-x 4' Base**  
 CU:2.9 WT:41  
**List Price: \$495**



**842GK1**  
**Extra Ganging Kit**  
 Brackets (2)  
 Thumbscrews (4)  
**List Price: \$25**

## TOP COLORS



## BASE COLORS





## 72" x 24" x 29.5" Tables

CU: 6.4 WT.: 95



Natty Ash Top/Black Base



White Top/Titanium Base



Urban Walnut Top / White Base

Typical	List	Description	TOP	List	BASE	List
84226BC	\$1015	Cherry Top / Black Base	842T26-C	\$440	842FM6-B	\$575
84226BE	\$1015	Espresso Top / Black Base	842T26-E	\$440	842FM6-B	\$575
84226BG	\$1015	Grey Top / Black Base	842T26-G	\$440	842FM6-B	\$575
84226BM	\$1015	Mahogany Top / Black Base	842T26-M	\$440	842FM6-B	\$575
84226BN	\$1015	Natty Ash Top / Black Base	842T26-N	\$440	842FM6-B	\$575
84226BS	\$1015	Slate Grey Top / Black Base	842T26-S	\$440	842FM6-B	\$575
84226BU	\$1015	Urban Walnut Top / Black Base	842T26-U	\$440	842FM6-B	\$575
84226BW	\$1015	White Top / Black Base	842T26-W	\$440	842FM6-B	\$575
84226TC	\$1015	Cherry Top / Titanium Base	842T26-C	\$440	842FM6-T	\$575
84226TE	\$1015	Espresso Top / Titanium Base	842T26-E	\$440	842FM6-T	\$575
84226TG	\$1015	Grey Top / Titanium Base	842T26-G	\$440	842FM6-T	\$575
84226TM	\$1015	Mahogany Top / Titanium Base	842T26-M	\$440	842FM6-T	\$575
84226TN	\$1015	Natty Ash Top / Titanium Base	842T26-N	\$440	842FM6-T	\$575
84226TS	\$1015	Slate Grey Top / Titanium Base	842T26-S	\$440	842FM6-T	\$575
84226TU	\$1015	Urban Walnut Top / Titanium Base	842T26-U	\$440	842FM6-T	\$575
84226TW	\$1015	White Top / Titanium Base	842T26-W	\$440	842FM6-T	\$575
84226WC	\$1015	Cherry Top / White Base	842T26-C	\$440	842FM6-W	\$575
84226WE	\$1015	Espresso Top / White Base	842T26-E	\$440	842FM6-W	\$575
84226WG	\$1015	Grey Top / White Base	842T26-G	\$440	842FM6-W	\$575
84226WM	\$1015	Mahogany Top / White Base	842T26-M	\$440	842FM6-W	\$575
84226WN	\$1015	Natty Ash Top / White Base	842T26-N	\$440	842FM6-W	\$575
84226WS	\$1015	Slate Grey Top / White Base	842T26-S	\$440	842FM6-W	\$575
84226WU	\$1015	Urban Walnut Top / White Base	842T26-U	\$440	842FM6-W	\$575
84226WW	\$1015	White Top / White Base	842T26-W	\$440	842FM6-W	\$575

## 60" x 24" x 29.5" Tables

CU: 5.3 WT.: 82



Slate Grey Top/Titanium Base



Cherry Top/Titanium Base

84225BC	\$925	Cherry Top / Black Base	842T25-C	\$390	842FM5-B	\$535
84225BE	\$925	Espresso Top / Black Base	842T25-E	\$390	842FM5-B	\$535
84225BG	\$925	Grey Top / Black Base	842T25-G	\$390	842FM5-B	\$535
84225BM	\$925	Mahogany Top / Black Base	842T25-M	\$390	842FM5-B	\$535
84225BN	\$925	Natty Ash Top / Black Base	842T25-N	\$390	842FM5-B	\$535
84225BS	\$925	Slate Grey Top / Black Base	842T25-S	\$390	842FM5-B	\$535
84225BU	\$925	Urban Walnut Top / Black Base	842T25-U	\$390	842FM5-B	\$535
84225BW	\$925	White Top / Black Base	842T25-W	\$390	842FM5-B	\$535
84225TC	\$925	Cherry Top / Titanium Base	842T25-C	\$390	842FM5-T	\$535
84225TE	\$925	Espresso Top / Titanium Base	842T25-E	\$390	842FM5-T	\$535
84225TG	\$925	Grey Top / Titanium Base	842T25-G	\$390	842FM5-T	\$535
84225TM	\$925	Mahogany Top / Titanium Base	842T25-M	\$390	842FM5-T	\$535
84225TN	\$925	Natty Ash Top / Titanium Base	842T25-N	\$390	842FM5-T	\$535
84225TS	\$925	Slate Grey Top / Titanium Base	842T25-S	\$390	842FM5-T	\$535
84225TU	\$925	Urban Walnut Top / Titanium Base	842T25-U	\$390	842FM5-T	\$535
84225TW	\$925	White Top / Titanium Base	842T25-W	\$390	842FM5-T	\$535
84225WC	\$925	Cherry Top / White Base	842T25-C	\$390	842FM5-W	\$535
84225WE	\$925	Espresso Top / White Base	842T25-E	\$390	842FM5-W	\$535
84225WG	\$925	Grey Top / White Base	842T25-G	\$390	842FM5-W	\$535
84225WM	\$925	Mahogany Top / White Base	842T25-M	\$390	842FM5-W	\$535
84225WN	\$925	Natty Ash Top / White Base	842T25-N	\$390	842FM5-W	\$535
84225WS	\$925	Slate Grey Top / White Base	842T25-S	\$390	842FM5-W	\$535
84225WU	\$925	Urban Walnut Top / White Base	842T25-U	\$390	842FM5-W	\$535
84225WW	\$925	White Top / White Base	842T25-W	\$390	842FM5-W	\$535

⚙️ Bases are TAA Compliant

All Training Tables have achieved GREENGUARD Certification

# Folding/Nesting Training Tables



## 48" x 24" x 29.5" Tables

CU: 4.2

WT.: 69



Espresso Top/  
Titanium Base



Nesting in  
White Top/  
Titanium Base

Typical	List	Description	TOP	List	BASE	List
84224BC	\$825	Cherry Top / Black Base	842T24-C	\$330	842FM4-B	\$495
84224BE	\$825	Espresso Top / Black Base	842T24-E	\$330	842FM4-B	\$495
84224BG	\$825	Grey Top / Black Base	842T24-G	\$330	842FM4-B	\$495
84224BM	\$825	Mahogany Top / Black Base	842T24-M	\$330	842FM4-B	\$495
84224BN	\$825	Natty Ash Top / Black Base	842T24-N	\$330	842FM4-B	\$495
84224BS	\$825	Slate Grey Top / Black Base	842T24-S	\$330	842FM4-B	\$495
84224BU	\$825	Urban Walnut Top / Black Base	842T24-U	\$330	842FM4-B	\$495
84224BW	\$825	White Top / Black Base	842T24-W	\$330	842FM4-B	\$495
84224TC	\$825	Cherry Top / Titanium Base	842T24-C	\$330	842FM4-T	\$495
84224TE	\$825	Espresso Top / Titanium Base	842T24-E	\$330	842FM4-T	\$495
84224TG	\$825	Grey Top / Titanium Base	842T24-G	\$330	842FM4-T	\$495
84224TM	\$825	Mahogany Top / Titanium Base	842T24-M	\$330	842FM4-T	\$495
84224TN	\$825	Natty Ash Top / Titanium Base	842T24-N	\$330	842FM4-T	\$495
84224TS	\$825	Slate Grey Top / Titanium Base	842T24-S	\$330	842FM4-T	\$495
84224TU	\$825	Urban Walnut Top / Titanium Base	842T24-U	\$330	842FM4-T	\$495
84224TW	\$825	White Top / Titanium Base	842T24-W	\$330	842FM4-T	\$495
84224WC	\$825	Cherry Top / White Base	842T24-C	\$330	842FM4-W	\$495
84224WE	\$825	Espresso Top / White Base	842T24-E	\$330	842FM4-W	\$495
84224WG	\$825	Grey Top / White Base	842T24-G	\$330	842FM4-W	\$495
84224WM	\$825	Mahogany Top / White Base	842T24-M	\$330	842FM4-W	\$495
84224WN	\$825	Natty Ash Top / White Base	842T24-N	\$330	842FM4-W	\$495
84224WS	\$825	Slate Grey Top / White Base	842T24-S	\$330	842FM4-W	\$495
84224WU	\$825	Urban Walnut Top / White Base	842T24-U	\$330	842FM4-W	\$495
84224WW	\$825	White Top / White Base	842T24-W	\$330	842FM4-W	\$495

⚙️ Bases are TAA Compliant



## 18"D Tables

### 72" x 18" x 29.5" Table

CU: 5.7      WT.: 91

Typical	List	Description	TOP	List	BASE	List
842186TG	\$920	Grey Top / Titanium Base	842T1872-G	\$340	842FM618-T	\$580
842186TS	\$920	Slate Grey Top / Titanium Base	842T1872-S	\$340	842FM618-T	\$580
842186TU	\$920	Urban Walnut Top / Titanium Base	842T1872-U	\$340	842FM618-T	\$580



### 60" x 18" x 29.5" Table

CU: 4.8      WT.: 79

Typical	List	Description	TOP	List	BASE	List
842185TG	\$830	Grey Top / Titanium Base	842T1860-G	\$290	842FM518-T	\$540
842185TS	\$830	Slate Grey Top / Titanium Base	842T1860-S	\$290	842FM518-T	\$540
842185TU	\$830	Urban Walnut Top / Titanium Base	842T1860-U	\$290	842FM518-T	\$540



### 48" x 18" x 29.5" Table

CU: 3.8      WT.: 68

Typical	List	Description	TOP	List	BASE	List
842184TG	\$740	Grey Top / Titanium Base	842T1848-G	\$240	842FM418-T	\$500
842184TS	\$740	Slate Grey Top / Titanium Base	842T1848-S	\$240	842FM418-T	\$500
842184TU	\$740	Urban Walnut Top / Titanium Base	842T1848-U	\$240	842FM418-T	\$500



## TOPS



## BASE







Multipurpose PACE modular components create training, class and computer room tables. Unique U-shaped conference tables also available. Tops are 1-1/8" thick laminate with 3mm PVC edges and available support bars. Choose T-arc or Post legs with levelers in Black or Metallic finish. Add-on casters available. Metal-to-metal fastening allows quick, easy assembly and reconfiguration. Laminate colors match Napa series casegoods.



**Finish Key**



**MAH** Mahogany Top




**GRY** Grey Top




**MAH**  
Mahogany Modesty Panel



**CHA**  
Charcoal Grey Modesty Panel



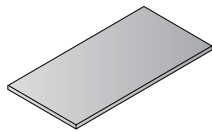
**BLK** Black Legs



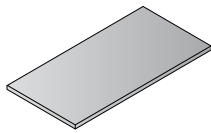
**MET** Metallic Legs

*For additional top color options, select from the PWS worksurfaces shown on page 28 (priced with Systems discount).*

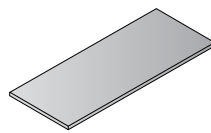




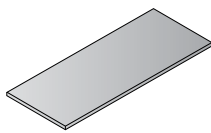
**PAC-RCT4824-GRY**  
Rectangular Top  
48"x 24"  
CU: 1.5 WT: 35.3  
List Price: **\$275**



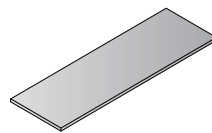
**PAC-RCT4824-MAH**  
Rectangular Top  
48"x 24"  
CU: 1.5 WT: 35.3  
List Price: **\$275**



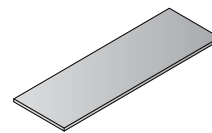
**PAC-RCT6024-GRY**  
Rectangular Top  
60"x 24"  
CU: 1.8 WT: 41.9  
List Price: **\$350**




**PAC-RCT6024-MAH**  
Rectangular Top  
60"x 24"  
CU: 1.8 WT: 41.9  
List Price: **\$350**




**PAC-RCT7224-GRY**  
Rectangular Top  
72"x 24"  
CU: 2.2 WT: 50.7  
List Price: **\$425**



**PAC-RCT7224-MAH**  
Rectangular Top  
72"x 24"  
CU: 2.2 WT: 50.7  
List Price: **\$425**



**PAC-SB4**  
Support Bar  
For 48" Top  
CU: 0.05 WT: 0.75  
List Price: **\$65**



**PAC-SB5**  
Support Bar  
For 60" Top  
CU: 0.06 WT: 1.25  
List Price: **\$75**



**PAC-SB6**  
Support Bar  
For 72" Top  
CU: 0.07 WT: 1.50  
List Price: **\$85**

### Support Bars

\*Order with all PACE Rectangular Tops

\* Provides increased weight support and stability

\* Center on underside of Top; mount with supplied wood screws

\* Powder-coated steel construction

\* Black only




**PAC-LEGTARC-MET**  
T-Arc Leg  
CU: 1.9 WT: 13.2  
List Price: **\$275**  
*T-Arc Legs 28.3"H - 28.5"H*



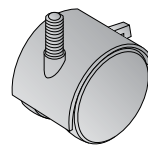
**PAC-LEGTARC-BLK**  
T-Arc Leg  
CU: 1.9 WT: 13.2  
List Price: **\$275**  
*T-Arc Legs 28.3"H - 28.5"H*



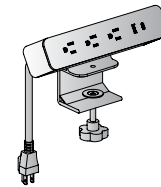
**PAC-LEGPOST-MET**  
Post Leg  
CU: 0.4 WT: 8.8  
List Price: **\$110**  
Includes adjustable leg leveler  
*Post Legs 28.5"H - 29"H*



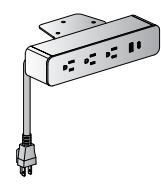
**PAC-LEGPOST-BLK**  
Post Leg  
CU: 0.4 WT: 8.8  
List Price: **\$110**  
Includes adjustable leg leveler  
*Post Legs 28.5"H - 29"H*



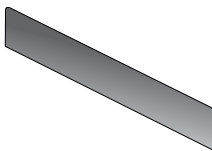
**PAC-4CASTER**  
Set of 4 Casters  
for Post Legs  
CU: 0.01 WT: 2.2  
List Price: **\$40**  
*Post Legs with Casters are 30.5"H  
T-Arc Legs with Casters are 31"H*



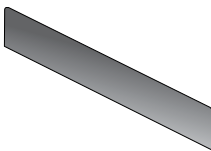
**PM5311B Black**  
**PM5311W White**  
Power Charger  
Clamp-Mount  
Includes: USB Type-C,  
USB Type-A & (3) A/C plugs  
Fits 1/2" - 1 1/2" surfaces  
CU: 0.22 WT: 3  
List Price: **\$290**



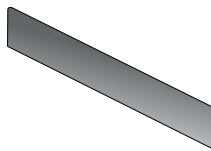
**PM8311B Black**  
**PM8311W White**  
Power Charger  
Undersurface Mount  
Includes: USB Type-C,  
USB Type-A & (3) A/C plugs  
CU: 0.22 WT: 3  
List Price: **\$290**



**PAC-PS4**  
Privacy Screen  
For 48" Top  
CU: 0.2 WT: 10.0  
List Price: **\$325**



**PAC-PS5**  
Privacy Screen  
For 60" Top  
CU: 0.3 WT: 12.5  
List Price: **\$375**



**PAC-PS6**  
Privacy Screen  
For 72" Top  
CU: 0.4 WT: 15.0  
List Price: **\$425**

### Privacy Screens

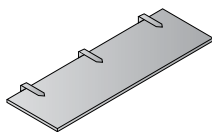
\* Use with PAC-RCT rectangular tops

\* Adds visual privacy (14" H)

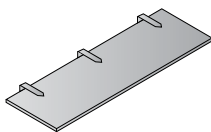
\* Tackable surface

\* Black fabric

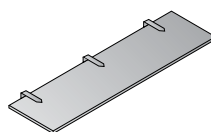
\* Includes metallic mounting hardware



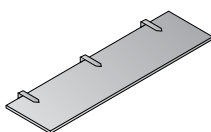
**PAC-MOD48-CHA**  
Modesty Panel  
for 48" Top  
CU: 0.8 WT: 13.2  
List Price: **\$200**



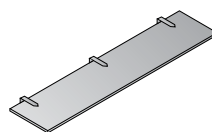
**PAC-MOD48-MAH**  
Modesty Panel  
for 48" Top  
CU: 0.8 WT: 13.2  
List Price: **\$200**



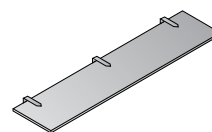
**PAC-MOD60-CHA**  
Modesty Panel  
for 60" Top  
CU: 1.1 WT: 15.4  
List Price: **\$225**



**PAC-MOD60-MAH**  
Modesty Panel  
for 60" Top  
CU: 1.1 WT: 15.4  
List Price: **\$225**

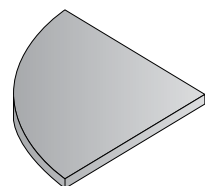


**PAC-MOD72-CHA**  
Modesty Panel  
for 72" Top  
CU: 1.3 WT: 17.6  
List Price: **\$250**

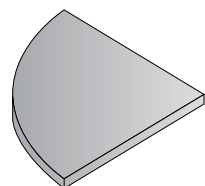


**PAC-MOD72-MAH**  
Modesty Panel  
for 72" Top  
CU: 1.3 WT: 17.6  
List Price: **\$250**

Note: Modesty Panels are optional.



**PAC-QRT2424-GRY**  
Quarter Round Top  
24"x 24"  
CU: 0.8 WT: 17.6  
List Price: **\$200**



**PAC-QRT2424-MAH**  
Quarter Round Top  
24"x 24"  
CU: 0.8 WT: 17.6  
List Price: **\$200**

All items priced individually.

For additional top color options, select from the PWS workspaces shown on page 28 (priced with Systems discount).



**Top & T-Arc Legs**



**Top, Modesty Panel & T-Arc Legs**



**Top & Post Legs**



**Top, Modesty Panel & Post Legs**

## 4' Table - 48" x 24"

**PAC-TT48A** \_\_\_/\_\_\_  
**List Price \$825**  
 Cu. Ft: 5.3 Wt: 61.7  
 Consists of:  
 PAC-RCT4824\_\_\_  
 PAC-LEGTARC\_\_\_ (2 qty.)

**PAC-TT48AM** \_\_\_/\_\_\_  
**List Price \$1,025**  
 Cu. Ft: 6.1 Wt: 74.9  
 Consists of:  
 PAC-RCT4824\_\_\_  
 PAC-MOD48\_\_\_  
 PAC-LEGTARC\_\_\_ (2 qty.)

**PAC-TT48P** \_\_\_/\_\_\_  
**List Price \$715**  
 Cu. Ft: 3.1 Wt: 70.5  
 Consists of:  
 PAC-RCT4824\_\_\_  
 PAC-LEGPOST\_\_\_ (4 qty.)

**PAC-TT48PM** \_\_\_/\_\_\_  
**List Price \$915**  
 Cu. Ft: 3.9 Wt: 83.7  
 Consists of:  
 PAC-RCT4824\_\_\_  
 PAC-MOD48\_\_\_  
 PAC-LEGPOST\_\_\_ (4 qty.)

## 5' Table - 60" x 24"

**PAC-TT60A** \_\_\_/\_\_\_  
**List Price \$975**  
 Cu. Ft: 5.6 Wt: 69.5  
 Consists of:  
 PAC-RCT6024\_\_\_  
 PAC-LEGTARC\_\_\_ (2 qty.)  
 PAC-SB5

**PAC-TT60AM** \_\_\_/\_\_\_  
**List Price \$1,200**  
 Cu. Ft: 6.8 Wt: 85.0  
 Consists of:  
 PAC-RCT6024\_\_\_  
 PAC-MOD60\_\_\_  
 PAC-LEGTARC\_\_\_ (2 qty.)  
 PAC-SB5

**PAC-TT60P** \_\_\_/\_\_\_  
**List Price \$865**  
 Cu. Ft: 3.5 Wt: 78.4  
 Consists of:  
 PAC-RCT6024\_\_\_  
 PAC-LEGPOST\_\_\_ (4 qty.)  
 PAC-SB5

**PAC-TT60PM** \_\_\_/\_\_\_  
**List Price \$1,090**  
 Cu. Ft: 4.6 Wt: 93.8  
 Consists of:  
 PAC-RCT6024\_\_\_  
 PAC-MOD60\_\_\_  
 PAC-LEGPOST\_\_\_ (4 qty.)  
 PAC-SB5

## 6' Table - 72" x 24"

**PAC-TT72A** \_\_\_/\_\_\_  
**List Price \$1,060**  
 Cu. Ft: 6.0 Wt: 79.6  
 Consists of:  
 PAC-RCT7224\_\_\_  
 PAC-LEGTARC\_\_\_ (2 qty.)  
 PAC-SB6

**PAC-TT72AM** \_\_\_/\_\_\_  
**List Price \$1,310**  
 Cu. Ft: 7.4 Wt: 97.2  
 Consists of:  
 PAC-RCT7224\_\_\_  
 PAC-MOD72\_\_\_  
 PAC-LEGTARC\_\_\_ (2 qty.)  
 PAC-SB6

**PAC-TT72P** \_\_\_/\_\_\_  
**List Price \$950**  
 Cu. Ft: 3.9 Wt: 87.4  
 Consists of:  
 PAC-RCT7224\_\_\_  
 PAC-LEGPOST\_\_\_ (4 qty.)  
 PAC-SB6

**PAC-TT72PM** \_\_\_/\_\_\_  
**List Price \$1,200**  
 Cu. Ft: 5.2 Wt: 105  
 Consists of:  
 PAC-RCT7224\_\_\_  
 PAC-MOD72\_\_\_  
 PAC-LEGPOST\_\_\_ (4 qty.)  
 PAC-SB6

### Finish Key (Tops)



**MAH - Mahogany GRY - Grey**

### Finish Key (Legs)



**BLK - Black MET - Metallic Legs**

### Finish Key (Modesty Panels)



**MAH - Mahogany CHA - Charcoal**

### Order Example

PAC-TT48AMAH/BLK

**Top:** MAH Mahogany

**Legs:** BLK Black



All OSP METAL units are built with heavy-gauge steel, MIG & TIG welding and powdercoat finishes for long-lasting quality and durability. Lateral files and pedestals are factory-assembled with premium features and limited lifetime warranty. Choose from multiple colors.

### Lateral Files 36" & 42" Wide

- 2, 3, 4 & 5-drawer all-metal files
- 6 color options
- Side-to-side Letter, Legal & A4 filing
- Full-extension, steel ball-bearing drawer slides
- Safety interlock allows only one drawer to open at a time
- Integrated full-width pull design for easy opening of drawers
- Random-keyed, core-removable locks with replacement cores in multiple numbers available for customized security
- Adjustable leg levelers
- Complies with ANSI/BIFMA standards covering 21 different testing sections
- Optional front-to-back filing rails (LF100)



### Pedestals 22" D

- Closed Top pedestals (PTC) include counterweight and casters, two are locking
- Open Top pedestals include 1"-adjustable glides
- Front-to-back Letter & side-to-side Legal filing with full extension drawers
- Black metal drawers with high sides and ball-bearing suspensions
- Optional casters (PCASTER) and adjustable glides (PGLIDE)
- Complies with ANSI/BIFMA standards

### LF230-x 30" Wide 2-Drawer Lateral File with Core-Removeable Lock & Adjustable Glides



	Finish	List
<b>Overall Max:</b> 29.75W x 19.75D x 27.25H	B Black	\$905
<b>Drawer:</b> 28W x 15.75D x 9.5H	SV Silver	
<b>Carton Wt:</b> 125 lbs.	WH White	
<b>Cube:</b> 12.35	<b>HF Innertone Light (NJ Only)</b>	
<b>Options:</b> Front to Back Rails (LF 100)		
<b>Note:</b> Drawer Weight Capacity: 64 lbs.		
<b>LTL:</b> Yes	Ships Fully Assembled	

All Metal Files, Pedestals and Storage Cabinets have achieved GREENGUARD Certification



## LF236-x 36" Wide 2-Drawer Lateral File with Core-Removeable Lock & Adjustable Glides



	Finish	List
<b>Overall Max:</b> 35.5W x 19.75D x 27.25H	B Black	\$1010
<b>Drawer:</b> 32W x 16.25D x 9.5H	SV Silver	
<b>Carton Wt:</b> 136 lbs.	WH White	
<b>Cube:</b> 15.17	<b>HF Innertone Light (NJ Only)</b>	
<b>Options:</b> Front to Back Rails (LF 100)		
<b>Note:</b> Drawer Weight Capacity: 64 lbs.		
<b>LTL:</b> Yes	Ships Fully Assembled	

## LF336-x 36" Wide 3-Drawer Lateral File with Core-Removeable Lock & Adjustable Glides



	Finish	List
<b>Overall Max:</b> 36W x 20D x 40H	B Black	\$1475
<b>Drawer:</b> 32.25W x 15.75D x 9.5H	SV Silver	
<b>Carton Wt:</b> 168 lbs.	WH White	
<b>Cube:</b> 19.83	<b>HF Innertone Light (NJ Only)</b>	
<b>Options:</b> Front to Back Rails (LF 100)		
<b>Note:</b> Drawer Weight Capacity: 64 lbs.		
<b>LTL:</b> Yes	Ships Fully Assembled	

## LF436-x 36" Wide 4-Drawer Lateral File with Core-Removeable Lock & Adjustable Glides



	Finish	List
<b>Overall Max:</b> 36W x 20D x 52H	B Black	\$1810
<b>Drawer:</b> 32.25W x 15.75D x 9.5H	SV Silver	
<b>Carton Wt:</b> 191 lbs.	WH White	
<b>Cube:</b> 25.64	<b>HF Innertone Light (NJ Only)</b>	
<b>Options:</b> Front to Back Rails (LF 100)		
<b>Note:</b> Drawer Weight Capacity: 64 lbs.		
<b>LTL:</b> Yes	Ships Fully Assembled	

## LF536-x 36" Wide 5-Drawer Lateral File with Core-Removeable Lock, Adjustable Glides & Top Drawer with Open Sides



	Finish	List
<b>Overall Max:</b> 36W x 20D x 64H	B Black	\$2460
<b>Drawer:</b> 32.25W x 15.75D x 9.5H	SV Silver	
<b>Carton Wt:</b> 246 lbs.	WH White	
<b>Cube:</b> 31.93	<b>HF Innertone Light (NJ Only)</b>	
<b>Options:</b> Front to Back Rails (LF 100)		
<b>Note:</b> Drawer Weight Capacity: 64 lbs.		
<b>LTL:</b> Yes	Ships Fully Assembled	

## **new** LFT3620 36"-Wide Laminate Top for 36"-Wide Lateral File



	Finish	List
<b>Overall Max:</b> 35.5W x 19.75D x 1T	ESP Espresso	\$140
<b>Carton:</b> 39L x 23W x 3H	SGW Slate Grey	
<b>Carton Wt:</b> 19 lbs. <b>Cube:</b> 1.55	URB Urban Walnut	
<b>Note:</b> Use w/LF236, LF336, LF436, LF536	WHT White	
<b>LTL:</b> Yes		

## **new** LFT7220 72"-Wide Laminate Top for 2 qty. 36"-Wide Lateral Files



	Finish	List
<b>Overall Max:</b> 71W x 19.75D x 1T	ESP Espresso	\$270
<b>Carton:</b> 74L x 23W x 3H	SGW Slate Grey	
<b>Carton Wt:</b> 39 lbs. <b>Cube:</b> 2.95	URB Urban Walnut	
<b>Note:</b> Use w/LF236, LF336, LF436, LF536	WHT White	
<b>LTL:</b> Yes		

## LF242-x 42" Wide 2-Drawer Lateral File with Core-Removeable Lock & Adjustable Glides



	Finish	List
<b>Overall Max:</b> 42W x 19.75D x 27.75H	B Black	\$1125
<b>Drawer:</b> 40.25W x 15.75D x 9.5H	G Light Grey	
<b>Carton Wt:</b> 152 lbs.		
<b>Cube:</b> 16.24		
<b>Options:</b> Front to Back Rails (LF 100)		
<b>Note:</b> Drawer Weight Capacity: 76 lbs.		
<b>LTL:</b> Yes	Ships Fully Assembled	



## LF342-x 42" Wide 3-Drawer Lateral File with Core-Removeable Lock & Adjustable Glides



	Finish	List
<b>Overall Max:</b> 42W x 20D x 40H	B Black	\$1680
<b>Drawer:</b> 40.25W x 15.75D x 9.5H	G Light Grey	
<b>Carton Wt:</b> 180 lbs.		
<b>Cube:</b> 22.96		
<b>Options:</b> Front to Back Rails (LF 100)		
<b>Note:</b> Drawer Weight Capacity: 76 lbs.		
<b>LTL:</b> Yes	Ships Fully Assembled	

## LF442-x 42" Wide 4-Drawer Lateral File with Core-Removeable Lock & Adjustable Glides



	Finish	List
<b>Overall Max:</b> 42W x 20D x 52H	B Black	\$2000
<b>Drawer:</b> 40.25W x 15.75D x 9.5H	G Light Grey	
<b>Carton Wt:</b> 220 lbs.		
<b>Cube:</b> 29.68		
<b>Options:</b> Front to Back Rails (LF 100)		
<b>Note:</b> Drawer Weight Capacity: 76 lbs.		
<b>LTL:</b> Yes	Ships Fully Assembled	

## LF542-x 42" Wide 5-Drawer Lateral File with Core-Removeable Lock, Adjustable Glides & Top Drawer with Open Sides



	Finish	List
<b>Overall Max:</b> 42W x 20D x 64H	B Black	\$2735
<b>Drawer:</b> 40.25W x 15.75D x 9.5H	G Light Grey	
<b>Carton Wt:</b> 261 lbs.		
<b>Cube:</b> 36.97		
<b>Options:</b> Front to Back Rails (LF 100)		
<b>Note:</b> Drawer Weight Capacity: 76 lbs.		
<b>LTL:</b> Yes	Ships Fully Assembled	

## PTC22BBF-x 22" Closed Top Pedestal with Casters - Box/Box/File, Counter Weight Included



	Finish	List
<b>Overall Max:</b> 15W x 21.75D x 28.25H	B Black	\$525
<b>Drawer:</b> 18D	M Med Tone	
	SV Silver	
<b>Carton Wt:</b> 74 lbs.	WH White	
<b>Cube:</b> 6.61	HF Innertone Light (NJ Only)	
<b>Options:</b> N/A		
<b>LTL:</b> Yes	Requires Caster Attachment	

## PTC22FF-x 22" Closed Top Pedestal with Casters - File/File, Counter Weight Included



	Finish	List
<b>Overall Max:</b> 15W x 21.75D x 28.25H	B Black	\$525
<b>Drawer:</b> 18D	M Med Tone	
	SV Silver	
<b>Carton Wt:</b> 70 lbs.	WH White	
<b>Cube:</b> 6.61	HF Innertone Light (NJ Only)	
<b>Options:</b> N/A		
<b>LTL:</b> Yes	Requires Caster Attachment	

## PTO22BBF-x 22" Open Top Pedestal with Adjustable Glides - Box/Box/File



	Finish	List
<b>Overall Max:</b> 15W x 21.75D x 27.75H	B Black	\$500
<b>Drawer:</b> 18D	M Med Tone	
	SV Silver	
<b>Carton Wt:</b> 58 lbs.	WH White	
<b>Cube:</b> 6.61	HF Innertone Light (NJ Only)	
<b>Options:</b> Casters for Open Top Pedestal (PCASTER)		
<b>LTL:</b> Yes	Requires Leveler Attachment	

⚙️ All items are TAA Compliant

All Metal Files, Pedestals and Storage Cabinets have achieved GREENGUARD Certification



## PTO22FF-x 22" Open Top Pedestal with Adjustable Glides - File/File



	Finish	List
<b>Overall Max:</b> 15W x 21.75D x 27.75H	B Black	\$500
<b>Drawer:</b> 18D	M Med Tone	
	SV Silver	
<b>Carton Wt:</b> 55 lbs.	WH White	
<b>Cube:</b> 6.61	<b>HF Innertone Light (NJ Only)</b>	
<b>Options:</b> Casters for Open Top Pedestal (PCASTER)		
<b>LTL:</b> Yes	Requires Leveler Attachment	

## BXPMC22BF Mobile Box/File Pedestal with Cushion



	Finish	Fabric	List
<b>Overall Max:</b> 15.75W x 23D x 22.5H	SV Silver	Icon Black	\$560
<b>Carton:</b> 24W x 23D x 18H	WH White	Grade A	\$615
<b>Carton Wt:</b> 46 lbs. <b>UPS:</b> 49 lbs		Grade B	\$675
<b>Cube:</b> 5.75		Grade C	\$740
<b>COM:</b> 1 yard		Grade R	\$815
<b>LTL:</b> Yes	Requires Caster Attachment • Lock Included; Lock Core Not Replaceable		

## PM22BF-x Mobile Box/File Pedestal



	Finish	List
<b>Overall Max:</b> 15.5W x 23D x 20.5H	SV Silver	\$400
<b>Drawer:</b> 16.75D	WH White	
<b>Carton Wt:</b> 40 lbs.		
<b>Cube:</b> 5.25		
<b>Options:</b> N/A		
<b>LTL:</b> Yes	Requires Caster Attachment • Lock Included; Lock Core Not Replaceable	

## ST423618-x 42" High Storage Cabinet with 1 Adjustable Shelf



	Finish	List
<b>Overall Max:</b> 36W x 18D x 42H	B Black	\$660
	G Light Grey	
<b>Carton Wt:</b> 84 lbs.		
<b>Cube:</b> 3.74		
<b>Options:</b> Extra Shelves (STSHF18)		
<b>LTL:</b> Yes	Assembly Required • Lock Included; Lock Core Not Replaceable	

## ST723618-x 72" High Storage Cabinet with 4 Adjustable Shelves



	Finish	List
<b>Overall Max:</b> 36W x 18D x 72H	B Black	\$965
	G Light Grey	
<b>Carton Wt:</b> 141 lbs.		
<b>Cube:</b> 6.29		
<b>Options:</b> Extra Shelves (STSHF18)		
<b>LTL:</b> Yes	Assembly Required • Lock Included; Lock Core Not Replaceable	

Option	Description	List Price	Option	Description	List Price
LF-LK1	Lock Core + 2 Keys	\$15	LF-KB	Blank Key	\$15
LF-LK2	Lock Housing, Core + 2 Keys - Lateral Files & Mobile (PTC) Pedestals	\$25	LF100	Front to Back Rails (set of 2)	\$25
PED-LK2	Lock Housing, Core + 2 Keys Fixed (PTO) Pedestals & Metal Desks	\$25	STSHF18	Extra Shelves (set of 2)	\$150
LF-KM	Master Key	\$15	PCASTER	Casters for Pedestals (set of 4)	\$20
LF-KC	Change Key	\$15	PGLIDE	Adjustable Glides for Pedestals (set of 4)	\$20
			PED-BDD	Drawer Divider for Box Drawers	\$25

⚙️ All items are TAA Compliant

## Kenwood

### Wood Characteristics

- Select hardwood veneers book-matched
- Light cherry over cherry veneer
- Mahogany over hardwood veneer
- Coordinating veneer vertical surfaces

### Design Details

- Fluted wood edges
- Common grain direction on tops of all components of L and U workstations
- Coordinating drawer interiors
- All-metal drawer pulls

### Construction

- Kenwood features 1-1/8" tops; 1" end panels; 5/8" modesty panels

- All desk, return, bridge and credenza shells assemble with metal fasteners
- Pedestals ship assembled
- Additional pre-assembled units include KEN-10, 12, 52 & 100

### Office

- Contour shapes include P-top and bullet desks; curved corner desks and credenzas; tables
- P-top desks, curved corner desks and credenzas are handed (left/right); plan accordingly
- Returns/bridges 36", 42" & 48" widths
- Lateral file and combo file pedestals
- Pedestals include single-key locking, five-sided drawer boxes, pre-installed filing hardware for legal/letter filing and full-extension, ball-bearing drawer slides
- Center drawer & keyboard tray

### Conference

- Racetrack tables 6', 8', 10', 12' & 14' with 1-1/8" thick tops and half-cylinder bases
- 42" & 48" Round tables with full-cylinder base
- Complementing presentation board, conference credenza, etc.

### Reception

- Reception desk and return feature 41" high end and modesty panels
- Reception desk includes bow front transaction counter
- Optional return transaction counter (KEN124)

## Sonoma

### Wood Characteristics

- Select hardwood veneers book-matched
- Solid hardwood edges
- Cherry finish with medium sheen

### Design Details

- Radius wood edges on tops and modesty panels
- Compound radius corners on tops
- Common grain direction on tops of all components of L and U workstations
- Fingerpull design drawer fronts
- Coordinating wood drawer interiors

### Construction

- Sonoma features 1-1/8" tops and end panels;

5/8" modesty panels

- All shells assemble with metal fasteners
- Pedestals ship assembled
- Additional pre-assembled units include SON-10, 12, 52, 100, 108 & 109

### Office

- Contour shapes include P-top and bullet desks; curved corner desks and credenzas; tables
- P-top desks, curved corner desks and credenzas are handed (left/right); plan accordingly
- Returns/bridges 36", 42" and 48" widths
- Lateral file and combo file pedestals
- Pedestals include single-key locking, five-sided drawer boxes, pre-installed filing hardware for legal/letter filing and full-extension, ball-bearing

drawer slides

- 2, 3 and 4-drawer lateral files with pre-installed metal filing hardware and anti-tilt feature
- Center drawer & keyboard tray

### Conference

- Racetrack tables 6', 8', 10', 12' & 14' with 2"-thick tops and half-cylinder bases
- 42" & 48" Round tables with full-cylinder base
- Complementing presentation board, conference credenza, etc.

### Reception

- Reception desk and return feature 41" high end and modesty panels
- Reception desk includes bow front transaction counter
- Optional return transaction counter (SON124)

## Townsend

### Wood Characteristics

- American Walnut veneers on horizontal and vertical surfaces
- Parquet veneer design on worksurfaces
- Book-matched veneer on vertical surfaces

### Finishes

- Royal Cherry with satin polyurethane finish

### Design Details

- 3" thick tops with multi-step, shaped wood edges
- Solid hardwood picture-frame molding on pedestals and modesty panels
- Shaped veneer base trim on pedestals and modesty panels
- Decorative pilaster moldings on pedestals
- Double-rossette, antique brass drawer pulls

### Construction

- 3" thick tops with multi-step, shaped wood edges
- All tops and pedestals are handed (left/right)

- Metal-to-metal connection of tops to pedestals
- Quick-connect mechanical fastener connection of modesty panels to pedestals
- Two-piece false pedestal; front integrated with modesty panel; end ships with full pedestal
- Desk pedestals box/box/file; ship assembled
- Return/Credenza pedestals file/file; ship assembled
- Additional pre-assembled units: TOW12 & TOW13
- Ship in two cartons: TOW84 72" Hutch & TOW59 48" Round Table

### Features

- Integrated, felt-lined center drawer on all desk tops
- Keyboard Tray included with all bridges, returns and double pedestal credenzas
- Matching drawer interiors
- Felt-lined box drawers
- Full-extension file drawers with legal/letter filing
- Single-key locking located on inside of pedestals; front-locking lateral file and storage cabinet
- Wire management on tops and modesty panels of returns, bridge and credenzas

- Vertical heights 75" (30"H worksurfaces; 45"H hutches)
- Bookcase features 1" thick shelves; 4 adjustable, 2 fixed
- Hutch cabinets include 2 adjustable shelves and wood-frame glass door
- Hutch shelves are adjustable, 3 positions within a 5" range
- Hutch includes wire passage at worksurface and light valance
- Open Hutch fits both lateral file and storage cabinet

### Conference

- 6', 8', 10' & 12' rectangular & 48" round tables
- Choice of Queen Anne or leg/pedestal base
- Queen Anne bases require assembly
- Queen Anne tables assemble without stretchers

### Reception

- Reception unit (Tow-126) fits 72"x36" desks
- Features matching top/edge design as worksurfaces

## Tuxedo

### Materials

- Slate Grey or Dark Roast thermally-fused laminates
- Impact-resistant PVC edges
- Black laminate drawer interiors

### Design Details

- Floating top design with angled edges
- Silver finish reveal and angled base trim
- Silver, solid-metal drawer pulls
- Silver electric/USB power units standard
- Inset modesty panels with aluminum frame and frosted glass

### Construction

- 1-1/4"-thick tops
- Pedestals built with 4 full-finished sides and pre-installed base trim; ship fully assembled

- Breakfront modesty panels on desks with cam lock attachment
- Bridges & Returns pre-drilled for included electric/USB power unit
- Bridges & Returns require attachment of silver reveal and base trim
- Returns are left/right handed
- Hutches require assembly

### Office

- Desktops include 2 black metal grommets
- Returns & Bridge include worksurface-height power unit with dual-electric, dual-USB plug-ins (silver finish)
- Bridge features curved cockpit style top
- Hutches feature 6 paper shelves; integrated cord-drop at base of back panel; and choice of wood or glass/aluminum doors

- Storage credenzas available with any combination of lateral file (12NT), multifile (69NT) and storage cabinet (13NT) modules
- Pedestals include single-key locking, five-sided drawers, pre-installed metal filing hardware and full-extension, ball-bearing file drawers

### Conference

- All table Tops include worksurface-height power unit with dual-electric, dual-USB plug-ins (silver finish)
- Table Bases ship assembled with cutout at top and grommet near bottom for wire management
- Table Bases are hollow top-to-bottom to accommodate floor power
- Square and rectangular tables can be created with modular table components
- Round table also available

## Napa

### Materials

- Scratch-resistant, textured thermally fused laminate surfaces with particleboard core
- Impact-resistant 3mm PVC edges
- Urban Walnut, Slate Grey, Natty Ash, Park City, Espresso, Cherry, Mahogany and White
- Has achieved GREENGUARD Certification
- ANSI/BIFMA standards

### Design Details

- Tri-groove edge design
- Black metal pulls; optional metallic finish pulls
- Metallic finish pulls standard on Espresso & Park City
- Full or 3/4 height hanging pedestals
- Matching drawer interiors

### Construction

- Napa features 1-1/8" tops, 1" end panels and 5/8" modesty panels

- All desk, return, bridge and credenza shells assemble with metal fasteners
- Pedestals ship assembled; additional pre-assembled units include NAP10, 12, 100, 109, 152, WM36 & WM48

### Office

- Contour shaped worksurfaces: bullet desk; curved corner bullet desks; curved corner bow front desks; and curved corner credenzas
- All curved corner desks and credenzas are handed (left/right); plan accordingly
- Returns/bridges 36", 42" & 48" widths
- Wire management grommets on all worksurfaces
- Pedestals include single-key locking, five-sided drawer boxes, pre-installed filing hardware for legal/letter filing and full-extension, ball-bearing

drawer slides

- Combo file pedestal available
- 2 and 4-drawer lateral files with pre-installed metal filing hardware and anti-tilt feature
- Center drawer & keyboard tray

### Conference

- Racetrack tables 6', 8', 10' & 12'
- 42" & 47" Round tables with X base
- All tables with 1.5"-thick tops and legs
- Complementing presentation board and storage cabinet

### Reception

- Reception desk and return feature 41" high end and modesty panels
- Reception desk includes bow front transaction counter

## Lodi

### Materials

- Scratch-resistant, thermally fused laminate surfaces
- Impact-resistant PVC edges
- Cherry, Espresso & Urban Walnut matching laminate to Napa
- Urban Walnut with wood-grain embossed finish

### Design Details

- Tri-groove reeded edge design
- Black metal pulls standard; optional metallic pulls (NAP-PM)
- Black grommets standard; optional metallic grommets (NAP-GM)
- Matching drawer interiors
- Hutch with choice of glass/aluminum, glass/wood or all-wood doors

### Construction

- 1"-thick tops with 3mm PVC edgebanding
- 3/4"-thick end panels and 5/8"-thick modesty panels
- 3/4" modesty panels and pedestals
- All desk, return, bridge and credenza shells assemble with metal fasteners
- Pedestal ships assembled; screw into end panel and top

### Features

- All desks, returns, bridges and credenzas can be installed left or right
- Wire management standard on worksurfaces
- Hutches with integrated 2" cord-drop at base of back panels
- 3/4" pedestals include single-key locking, five-sided drawers, pre-installed metal filing hardware and full-extension, ball-bearing file drawers

- Napa mobile pedestals in Cherry, Espresso and Urban Walnut fit Lodi desk shells

### Lodi Complimentary Items

Reference the Lodi Complimentary Items page for coordinating Napa items.

- Napa conference tables feature 1.5"-thick tops and legs
- Other Napa units feature 1-1/8"-thick tops
- Select conference and reception furnishings, wall-mount overheads and several accessories:
  - NAPTB-3 Tackboard fits LOD41, LOD42 & LOD44 hutches
  - NAP14 Keyboard Tray
  - NAP15 Center Drawer
  - LK1-GC Replacement Lock Cores; KM-GC master and KC-GC change keys



## Multipurpose

### Materials

- Laminates match Napa, Lodi, Training & Height Adjustable Tables, etc.
- Thermally fused laminate for scratch resistance
- Smooth, impact-resistant edgebanding

### Laminate Bookcase (LBC)

- 3/4" thick finished back panel
- Heavy-duty 1"-thick shelves
- Usable shelf area: 32.25"W x 10.75"D
- 1"-adjustable shelves with 3 positions per shelf
- Leg levelers included

### Expandable Tables (EXP)

- Build-to-length capability with modular components
- 1.5"-thick tops

- Dual-stretcher design conceals wires and power modules
- Rectangular components for interior of table include 2 legs, 2 stretchers, 1 top
- Bullet components for ends of table include 1 leg, 2 stretchers, 1 top
- 8' and 10' tables require replacement stretchers
- Metallic wire management grommet included with each top
- Optional EXPPOW1 drop-in, auto-revolving power station available
- 2 Power, 1 USB, 1 HDMI, 1 Phone & 1 Data
- Powered open/close with touch of a button
- Electronic eye prevents accidental closure when plugs are in use
- Closed position protects unit and features a low-profile design

- Aluminum finish
- 6' power cord
- UL approved

### Laminate Workstations (LWS)

- 3/4"-thick end panels, 2/3"-thick back panel
- 1"-thick tops (upper & lower)
- Can be installed side-by-side and back-to-back
- Grommets in top & end panels for wire management
- Back panel 3/4" off floor for wire management
- Accommodates pedestals from Napa/Lodi series

## OSP ASCEND II™

### Materials

- Scratch-resistant, 1"-thick thermally fused laminate tops
- Impact-resistant 2mm PVC edges
- Steel bases with powdercoat finish

### Design Details

- Bases in Black, Silver & White
- Tops in Urban Walnut, Slate Grey, Natty Ash, Espresso, Cherry, Mahogany, Grey and White
- 4', 5' and 6' x 24"D Tops
- 30" x 60" top
- 5' and 6' matching modesty panels in Urban Walnut, Slate Grey, Espresso & White

### Construction

- Legs (3-Stage) 2.75" x 2.75" + 2.0mm thick steel
- Legs (2-Stage) 2.75" x 2.75" + 1.5mm thick steel
- 22.8" deep, slope-style feet
- Width-adjustable center channel to accommodate 48"-72" tops
- 22.8" deep top supports

### Features

- Handset with 4 programmable positions
- Anticollision with sensitivity adjustment
- 32mm/second 0-110 lbs load
- 30-32mm/second 110+ lbs. load
- Sound level 45-50 db without load
- BIFMA tested
- UL certified components

- 6' electric cord
- 5-year warranty

Base (without top)	Height Range	Load Capacity	High/Low Position
A2EB322	25.25"	220 lbs.	50" / 24.75"
A2EB333	25.5"	300 lbs.	50.25" / 24.75"
A2EB222	17.25"	175 lbs.	44.75" / 27.5"

**47" Fixed Width Base (see page 82):**

A2EB212	18.75"	160 lbs.	47.25" / 28.5"
---------	--------	----------	----------------

## PHAT

### Materials

- Scratch-resistant thermally fused laminate surfaces with particleboard core
- Impact-resistant 2mm PVC edges
- 3" square steel column legs, 14 gauge steel
- Steel center and end supports, 14 gauge steel
- Black plastic 2.5" diameter, locking casters

### Design Details

- Tops in Urban Walnut, Slate Grey, Natty Ash, Espresso, Cherry, Mahogany, Grey and White
- Bases in Black, Titanium & White
- 4', 5' & 6'W x 24"D tables
- 30" x 60" tops available for 5' base
- Optional adjustable-height floor glides (HB4GLIDE)

### Construction

- 1" thick tops with 2mm PVC edgebanding
- Tops and Bases sold, packed and shipped separately
- Simple assembly required
- Easy-roll, 2.5" diameter locking casters
- Stationary weight capacity 200 lbs.

## Training Tables Folding/Nesting

### Materials

- Scratch-resistant, thermally fused laminate surfaces
- Impact-resistant 2mm PVC edges
- Metal frame with powdercoat finish
- Legs made with 28mm-diameter steel tube; 2.3mm thick
- Modesty panel 22 gauge steel

### Design Details

- Tops in Urban Walnut, Slate Grey, Natty Ash, Espresso, Cherry, Mahogany, Grey and White
- Titanium, Black & White frames
- Modesty panel with decorative dot pattern
- 4', 5' & 6' x 24"D tables

### Construction

- 1" tops with 2mm PVC edgebanding
- Tops and Frames sold/packed/shipped separately

- Simple assembly required
- 2.5" easy-roll, locking casters

### 18" Deep Tables

- Grey, Slate Grey & Urban Walnut Tops
- Titanium Bases

## Pace

### Materials

- Scratch-resistant, textured thermally fused laminate surfaces with particleboard core
- Impact-resistant 3mm PVC edges

### Design Details

- Mahogany & Fog/Charcoal Grey laminates with smooth PVC edges

- T-Arc and Post Legs with Black or Metallic powdercoat finish
- Optional modesty panels

### Construction

- 1-1/8" tops and 5/8" modesty panels with metal inserts
- All components sold and packed/shipped individually

### Training/Class/Computer

- 4', 5' & 6' tops @ 24" deep
- All tops feature metal inserts for Leg and Modesty Panel attachment
- Legs ship with levelers; optional casters available

pro·line II®

Pro-Line II® is engineered for comfort, durability, and style. With a vast assortment of chairs and work space furnishings, this collection delivers flexible office solutions at an impressive price point.



920350C-R107 shown with SON61

**Big & Tall and Deluxe Executive Bonded Leather**



NJ  
KY  
TX

**39200 Big and Tall Deluxe High Back Bonded Leather Executive Chair with Padded Flip Arms**

**Overall Size:** 31.5W x 35.25D x 46.25-49.75H

**Seat:** 24W x 21.75D x 6.25T **Back:** 24W x 26.75H x 5.5T **Seat Range:** 22-26

**Arms to Floor:** 28.75 **Carton Wt:** 67 **UPS:** Yes **COM:** N/A

**Carton:** 32L x 29W x 19H **Cube:** 10.2 **Options:** CG50, SW70

**Features:** 1, 4, 8, 9 **Control:** Locking Tilt

**Notes:**

Fabric	List Price
Bonded Leather	975.00
<b>Big &amp; Tall 400 lbs.</b>	



<b>NJ KY</b>	<b>39203 Big and Tall Deluxe High Back Black Fabric Executive Chair with Padded Flip Arms</b>
<b>Overall Size:</b> 31.5W x 35.25D x 46.25-49.75H	
<b>Seat:</b> 24W x 21.75D x 6.25T <b>Back:</b> 24W x 26.75H x 5.5T <b>Seat Range:</b> 22-26	
<b>Arms to Floor:</b> 28.75 <b>Carton Wt:</b> 67 <b>UPS:</b> Yes <b>COM:</b> N/A	
<b>Carton:</b> 32L x 30W x 19H <b>Cube:</b> 10.5 <b>Options:</b> CG50, SW70	
<b>Features:</b> 1, 4, 8, 9 <b>Control:</b> Locking Tilt	
<b>Notes:</b>	

Fabric	List Price
Black Fabric	975.00
<b>Big &amp; Tall 400 lbs.</b>	



<b>KY</b>	<b>69227-3M Big and Tall Mesh Back Black Mesh Seat Executive Chair with Adjustable Lumbar, and 2-Way Adjustable Flip Arms w/3-Position Adjustable Height</b>
<b>Overall Size:</b> 29.55W x 28D x 43.5-47.25H	
<b>Seat:</b> 23W x 22D x 5.5T <b>Back:</b> 22W x 24.75H <b>Seat Range:</b> 19.5-23.25	
<b>Arms to Floor:</b> 28.5 <b>Carton Wt:</b> 65 <b>UPS:</b> Yes <b>COM:</b> N/A	
<b>Carton:</b> 30L x 28W x 18H <b>Cube:</b> 8.75 <b>Options:</b> CG50, SW70	
<b>Features:</b> 1, 4, 8, 9 <b>Control:</b> Locking Tilt	
<b>Notes:</b> Memory Foam Seat.	

Fabric	List Price
-3M Titanium/Black Mesh	1000.00
A	1050.00
B	1100.00
C	1200.00
R	1300.00



**Big & Tall 400 lbs.**

**Deluxe Executive Bonded Leather**



<b>NJ</b>	<b>ECH620867-EC2/ECH620867-EC3 Bonded Leather Executive Chair with Padded Flip Arms and Titanium Base</b>
<b>Overall Size:</b> 30.75W x 31.25D x 47.75-50.75H	
<b>Seat:</b> 25W x 19D x 6T <b>Back:</b> 22.75W x 29H X 6.5T <b>Seat Range:</b> 19.25-22	
<b>Arms to Floor:</b> 27 <b>Carton Wt:</b> 53 <b>UPS:</b> Yes <b>COM:</b> N/A	
<b>Carton:</b> 35L x 26W x 18H <b>Cube:</b> 9.47 <b>Options:</b> CG50, SW70	
<b>Features:</b> 1, 4, 8, 9 <b>Control:</b> Locking Tilt	
<b>Notes:</b>	

Fabric	List Price
-EC2 Titanium/Grey	835.00
-EC3 Titanium/Black	



<b>NJ</b>	<b>ECH620636-EC3 Bonded Leather Executive Chair with Padded Flip Arms and Silver Base</b>
<b>Overall Size:</b> 30.5W x 30D x 46.5-49.25H	
<b>Seat:</b> 24.75W x 18.75D x 5.25T <b>Back:</b> 21W x 28H X 4T <b>Seat Range:</b> 19-21.75	
<b>Arms to Floor:</b> 27.25 <b>Carton Wt:</b> 51 <b>UPS:</b> Yes <b>COM:</b> N/A	
<b>Carton:</b> 35L x 26W x 17H <b>Cube:</b> 8.95 <b>Options:</b> CG50, SW70	
<b>Features:</b> 1, 4, 8, 9 <b>Control:</b> Locking Tilt	
<b>Notes:</b>	

Fabric	List Price
-EC3 Silver/Black	835.00

**Featuring Silver Ion Technology\* (Antimicrobial\*\*)**

\*Fabric is treated with Silver Ion Technology, an antimicrobial agent, to protect the fabric from mold, mildew, and odor-causing bacteria. Embedded directly into the fabric, this technology helps the product stay cleaner and fresher. Easy-clean with water or solvent-based cleaners. Disinfects with 5:1 water/bleach solution. PVC free. Phthalate and lead compliant. Heavy-duty 200,000 double-rub abrasion resistance.



<b>NJ</b>	<b>920350C High Back Manager's Chair in Silver Ion Technology* Dillon with PU Padded Chrome Arms, and Chrome Base</b>
<b>Overall Size:</b> 29W x 27.25D x 44.25-48H	
<b>Seat:</b> 19.5W x 19.25D x 4T <b>Back:</b> 18W x 25H x 3.25T <b>Seat Range:</b> 20-23.5	
<b>Arms to Floor:</b> 27.75 <b>Carton Wt:</b> 40 <b>UPS:</b> Yes <b>COM:</b> N/A	
<b>Carton:</b> 32L x 26W x 14H <b>Cube:</b> 6.74 <b>Options:</b> CG50, SW392	
<b>Features:</b> 1, 4, 5, 8, 9 <b>Control:</b> Locking Tilt	
<b>Notes:</b>	

Fabric	List Price
-R101 Dillon Snow	730.00
-R105 Dillon Blue	
-R107 Dillon Black	
-R112 Dillon Steel	



**NJ** **920351C** Mid-Back Manager's Chair in Silver Ion Technology\* Dillon with PU Padded Chrome Arms, and Chrome Base  
**Overall Size:** 26.75W x 26D x 37.5-41.25H  
**Seat:** 19.5W x 19.25D x 4T **Back:** 18W x 18.5H x 2.75T **Seat Range:** 19.75-23.5  
**Arms to Floor:** 28 **Carton Wt:** 39 **UPS:** Yes **COM:** N/A  
**Carton:** 25L x 24W x 14H **Cube:** 4.86 **Options:** CG50, SW392  
**Features:** 1, 4, 5, 8, 9 **Control:** Locking Tilt  
**Notes:**

Fabric	List Price
-R101 Dillon Snow	635.00
-R105 Dillon Blue	
-R107 Dillon Black	
-R112 Dillon Steel	



**NJ** **62200C** High Back Silver Ion Technology\* Dillon Chair with Fixed Padded Aluminum Arms and Chrome Base  
**Overall Size:** 29.25W x 27.5D x 47-50H  
**Seat:** 21W x 19D x 4T **Back:** 18.5W x 30.5H x 3.5T **Seat Range:** 17.75-20.75  
**Arms to Floor:** 26 **Carton Wt:** 47 **UPS:** Yes **COM:** N/A  
**Carton:** 36L x 26W x 14D **Cube:** 7.58 **Options:** CG50, SWSW392  
**Features:** 1, 4, 5, 8, 9 **Control:** Synchro Tilt  
**Notes:** Dual Wheel Carpet Casters.

Fabric	List Price
-R107 Dillon Black	975.00



**62201C** Mid-Back Silver Ion Technology\* Dillon Chair with Fixed Padded Aluminum Arms and Chrome Base  
**Overall Size:** 28.75W x 28D x 38.5-50H  
**Seat:** 21W x 17.5D x 4.25T **Back:** 20.5W x 21.5H x 2.75T **Seat Range:** 17.75-21  
**Arms to Floor:** 26 **Carton Wt:** 47 **UPS:** Yes **COM:** N/A  
**Carton:** 29L x 26W x 16D **Cube:** 6.98 **Options:** CG50, SWSW392  
**Features:** 1, 4, 5, 8, 9 **Control:** Pneumatic  
**Notes:** Dual Wheel Carpet Casters.

Fabric	List Price
-R107 Dillon Black	795.00

**NEW**



**NJ** **62205C** Mid-Back Silver Ion Technology\* Dillon Chair with Fixed Padded Aluminum Arms and Chrome Sled Base  
**Overall Size:** 27W x 25D x 39.75H  
**Seat:** 21W x 19.25D x 4.75T **Back:** 20.5W x 22.5H x 3.75T **Seat Range:** 18.25 Fixed  
**Arms to Floor:** 26 **Carton Wt:** 39 **UPS:** Yes **COM:** N/A  
**Carton:** 28L x 21W x 15D **Cube:** 5.1 **Options:** N/A  
**Features:** N/A **Control:** N/A  
**Notes:**

Fabric	List Price
-R107 Dillon Black	695.00

**NEW**



**7250** Deluxe High Back Executive Chair in Silver Ion Technology\* Dillon Snow with Polished Aluminum Base and Padded Polished Aluminum Arms  
**Overall Size:** 28.25W x 25.75D x 45.25-48H  
**Seat:** 20.25W x 19D x 4T **Back:** 19.5W x 27H x 4T **Seat Range:** 18-20.75  
**Arms to Floor:** 26.25 **Carton Wt:** 55 **UPS:** Yes **COM:** N/A  
**Carton:** 35L x 26W x 14D **Cube:** 7.37 **Options:** CG50, SW70  
**Features:** 1, 4, 7, 8, 9 **Control:** 2-to-1 Synchro Tilt  
**Notes:** Dual Wheel Carpet Casters. **REPLACES 7270.**

Fabric	List Price
-R101 Dillon Snow	875.00



**7251** Deluxe Mid-Back Executive Chair in Silver Ion Technology\* Dillon Snow with Polished Aluminum Base and Padded Polished Aluminum Arms  
**Overall Size:** 28.5W x 25D x 40-42.75H  
**Seat:** 20.25W x 19D x 4T **Back:** 18.75W x 20.25H x 4T **Seat Range:** 18-20.75  
**Arms to Floor:** 26.5 **Carton Wt:** 54 **UPS:** Yes **COM:** N/A  
**Carton:** 31L x 26W x 15H **Cube:** 6.99 **Options:** CG50, SW70  
**Features:** 1, 4, 7, 8, 9 **Control:** 2-to-1 Synchro Tilt  
**Notes:** Dual Wheel Carpet Casters. **REPLACES 7271.**

Fabric	List Price
-R101 Dillon Snow	825.00





**99662CDB** Silver Ion Technology\* Dillon Seat and Back with Dual Steel Frame Post, Height & Width Adjustable Arms, Adjustable Back, and Polished Aluminum Base.  
**Overall Size:** 28.75W x 27D x 41.25-46.5H  
**Seat:** 20W x 17.5D x 3.25T **Back:** 19.5W x 23.75H **Seat Range:** 18.25-21.75  
**Arms to Floor:** 25.25 **Carton Wt:** 66 **ISTA:** 3A **UPS:** Yes **COM:** N/A  
**Carton:** 35L x 26W x 16H **Cube:** 8.42 **Options:** CG50, SW70  
**Features:** 1, 4, 7, 8, 9, 15 **Control:** 2-to-1 Synchro Tilt with 3-Position Lock  
**Notes:** Patent Pending. 300 lbs. Wt. Limit. **Seat Slider**

Fabric	List Price
-R105 Dillon Blue -R107 Dillon Black	1195.00



**99661W** Breathable White Vertical Mesh Back with Adjustable Back, Dual Steel Frame Post, Height & Width Adjustable Arms, and Polished Aluminum Base.  
**Overall Size:** 28.75W x 27D x 41.25-46.5H  
**Seat:** 20W x 17.5D x 3.25T **Back:** 19.5W x 23.75H **Seat Range:** 18.25-21.75  
**Arms to Floor:** 25.25 **Carton Wt:** 66 **ISTA:** 3A **UPS:** Yes **COM:** N/A  
**Carton:** 35L x 26W x 16H **Cube:** 8.42 **Options:** CG50, SW70  
**Features:** 1, 4, 7, 8, 9, 15 **Control:** 2-to-1 Synchro Tilt with 3-Position Lock  
**Notes:** Optional Adjustable HR31W Headrest. Patent Pending. 300 lbs. Wt. Limit. KY and TX In-Stock: -5811 Steel **Seat Slider**

Fabric	List Price
Polished Aluminum/ 5811 Steel	1095.00
Dillon	1215.00
(Seat Only)	1150.00



**99662C** Breathable Black Vertical Mesh Back with Adjustable Back, Dual Steel Frame Post, Height & Width Adjustable Arms, and Polished Aluminum Base.  
**Overall Size:** 28.75W x 27D x 41.25-46.5H  
**Seat:** 20W x 17.5D x 3.25T **Back:** 19.5W x 23.75H **Seat Range:** 18.25-21.75  
**Arms to Floor:** 25.25 **Carton Wt:** 66 **ISTA:** 3A **UPS:** Yes **COM:** N/A  
**Carton:** 35L x 26W x 16H **Cube:** 8.42 **Options:** CG50, SW70  
**Features:** 1, 4, 7, 8, 9, 15 **Control:** 2-to-1 Synchro Tilt with 3-Position Lock  
**Notes:** Optional Adjustable HR33B Headrest. Patent Pending. 300 lbs. Wt. Limit. TX In-Stock: -30. KY In-Stock: -30 & -R107 **Seat Slider**

Fabric	List Price
Polished Aluminum/ -30 FreeFlex® II Coal	1025.00
Dillon	1135.00
(Seat Only)	1080.00



**99663B** Breathable Black Vertical Mesh Back with Adjustable Back, Dual Steel Frame Post, Height & Width Adjustable Arms, and Black Finish Base.  
**Overall Size:** 28.75W x 27D x 41.25-46.5H  
**Seat:** 20W x 17.5D x 3.25T **Back:** 19.5W x 23.75H **Seat Range:** 18.25-21.75  
**Arms to Floor:** 25.25 **Carton Wt:** 66 **ISTA:** 3A **UPS:** Yes **COM:** N/A  
**Carton:** 35L x 26W x 16H **Cube:** 8.42 **Options:** CG50, SW70  
**Features:** 1, 4, 7, 8, 9, 15 **Control:** 2-to-1 Synchro Tilt with 3-Position Lock  
**Notes:** Optional Adjustable HR33B Headrest. Patent Pending. 300 lbs. Weight Limit. KY and TX In-Stock: -30 **Seat Slider**

Fabric	List Price
Polished Black/ -30 FreeFlex® II Coal	1025.00
Dillon	1135.00
(Seat Only)	1080.00



**99666S** Breathable Silver Vertical Mesh Back with Adjustable Back, Dual Steel Frame Post, Height & Width Adjustable Arms, and Silver Finish Base.  
**Overall Size:** 28.75W x 27D x 41.25-46.5H  
**Seat:** 20W x 17.5D x 3.25T **Back:** 19.5W x 23.75H **Seat Range:** 18.25-21.75  
**Arms to Floor:** 25.25 **Carton Wt:** 66 **ISTA:** 3A **UPS:** Yes **COM:** N/A  
**Carton:** 35L x 26W x 16H **Cube:** 8.42 **Options:** CG50, SW70  
**Features:** 1, 4, 7, 8, 9, 15 **Control:** 2-to-1 Synchro Tilt with 3-Position Lock  
**Notes:** Optional Adjustable HR36S Headrest. Patent Pending. 300 lbs. Weight Limit. KY In-Stock: -30 FreeFlex® II Coal **Seat Slider**

Fabric	List Price
Silver/ -30 FreeFlex® II Coal	1025.00
Dillon	1135.00
(Seat Only)	1080.00



**99667T** Breathable Silver Vertical Mesh Back with Adjustable Back, Dual Steel Frame Post, Height & Width Adjustable Arms, and Titanium Finish Base.  
**Overall Size:** 28.75W x 27D x 41.25-46.5H  
**Seat:** 20W x 17.5D x 3.25T **Back:** 19.5W x 23.75H **Seat Range:** 18.25-21.75  
**Arms to Floor:** 25.25 **Carton Wt:** 66 **ISTA:** 3A **UPS:** Yes **COM:** N/A  
**Carton:** 35L x 26W x 16H **Cube:** 8.42 **Options:** CG50, SW70  
**Features:** 1, 4, 7, 8, 9, 15 **Control:** 2-to-1 Synchro Tilt with 3-Position Lock  
**Notes:** Optional Adjustable HR36S Headrest. Patent Pending. 300 lbs. Weight Limit. KY In-Stock: -5811 Steel **Seat Slider**

Fabric	List Price
Titanium/ 5811 Steel	1025.00
Dillon	1135.00
(Seat Only)	1080.00

# ProX996 Headrests, 71100 and EM65151HR Series



**HR36S** Vertical Mesh Silver Headrest  
**HR33B** Vertical Mesh Black Headrest  
**HR31W** Vertical Mesh White Headrest  
*(Headrests Fit 9966 Series Chairs only)*  
 99661W, 99662C, 99663B, 99666S, 99667T  
**Overall Size:** 11.75W x 3.25D x 6.25H  
**Carton Wt:** 3 **UPS:** Yes **COM:** N/A  
**Carton:** 12L x 12W x 7H **Cube:** 0.58  
**Notes:** **HR31W** fits 99661W **HR33B** fits 99662C and 99663B  
**HR36S** fits 99666S and 99667T **NJ In-Stock:** HR33B.

Fabric	List Price
Silver Black White	75.00

## 71100 Series



**71142-3** Breathable Black Mesh Back & Fabric Seat Ergo Chair with *Self-Adjusting* Lumbar Support and 4-to-1 Synchro-Tilt, Seat Slider and 3-Way Adjustable Arms.  
**Overall Size:** 29.25W x 26D x 40.5-43.25H  
**Seat:** 20W x 20D x 3.5 **Back:** 20W x 23.25H **Seat Range:** 17.75-20.5  
**Arms to Floor:** 24.25 **Carton Wt:** 47 **UPS:** Yes **COM:** N/A  
**Carton:** 31L x 26W x 18H **Cube:** 8.39 **Options:** CG50, SW392  
**Features:** 1, 4, 5, 8, 9, 14, 15 **Control:** Self-Adjusting 4-to-1 Synchro-Tilt  
**Notes:** Nylon Base  
**Seat Slider**

Fabric	List Price
-3 Black Fabric Seat	725.00
<b>Self-Adjusting 4-to-1 Synchro-Tilt</b>	



**71142HR-3** Breathable Black Mesh Back & Fabric Seat Ergo Chair with Headrest, *Self-Adjusting* Lumbar Support and 4-to-1 Synchro-Tilt, Seat Slider and 3-Way Adjustable Arms.  
**Overall Size:** 29W x 27.25D x 44-49.75H  
**Seat:** 20W x 19D x 3.25T **Back:** 19.75W x 23H **Seat Range:** 17.75-20.75  
**Arms to Floor:** 24.75 **Carton Wt:** 51 **UPS:** Yes **COM:** N/A  
**Carton:** 31L x 26W x 17H **Cube:** 7.92 **Options:** CG50, SW392  
**Features:** 1, 4, 5, 8, 9, 14, 15 **Control:** Self-Adjusting 4-to-1 Synchro-Tilt  
**Notes:** Nylon Base  
**Seat Slider**

Fabric	List Price
-3 Black Fabric Seat	775.00
<b>Self-Adjusting 4-to-1 Synchro-Tilt</b>	



**71142M-3** Breathable Black Mesh Seat and Back Ergo Chair with *Self-Adjusting* Lumbar Support and 4-to-1 Synchro-Tilt, Seat Slider and 3-Way Adjustable Arms.  
**Overall Size:** 29.25W x 26.25D x 40.5-43.25H  
**Seat:** 20W x 19D **Back:** 20W x 23.75H **Seat Range:** 17.75-20.5  
**Arms to Floor:** 24.75 **Carton Wt:** 46 **UPS:** Yes **COM:** N/A  
**Carton:** 31L x 26W x 18H **Cube:** 8.39 **Options:** CG50, SW392  
**Features:** 1, 4, 5, 8, 9, 14, 15 **Control:** Self-Adjusting 4-to-1 Synchro-Tilt  
**Notes:** Nylon Base  
**Seat Slider**

Fabric	List Price
-3 Black Mesh Seat	725.00
<b>Self-Adjusting 4-to-1 Synchro-Tilt</b>	



**71142MHR-3** Breathable Black Mesh Seat and Back Ergo Chair with Headrest, *Self-Adjusting* Lumbar Support and 4-to-1 Synchro-Tilt, Seat Slider and 3-Way Adjustable Arms.  
**Overall Size:** 29.25W x 26.25D x 44.75-50.25H  
**Seat:** 20W x 19D **Back:** 19.75W x 23H **Seat Range:** 17.75-20.5  
**Arms to Floor:** 24.75 **Carton Wt:** 48 **UPS:** Yes **COM:** N/A  
**Carton:** 31L x 26W x 18H **Cube:** 8.39 **Options:** CG50, SW392  
**Features:** 1, 4, 5, 8, 9, 14, 15 **Control:** Self-Adjusting 4-to-1 Synchro-Tilt  
**Notes:** Nylon Base  
**Seat Slider**

Fabric	List Price
-3 Black Mesh Seat	775.00
<b>Self-Adjusting 4-to-1 Synchro-Tilt</b>	



**EM65151HR-3** Breathable Mesh Back Manager's Chair with Molded Foam Fabric Seat, Flip Arms, Adjustable Headrest and Nylon Base.  
**Overall Size:** 28.5W x 26.75D x 45.75 - 53H  
**Seat:** 20W x 20.5D x 3.5T **Back:** 20W x 22.75H **Seat Range:** 17.25-21.25  
**Arms to Floor:** 26.25 **Carton Wt:** 33 **ISTA:** 3A **UPS:** Yes **COM:** N/A  
**Carton:** 30L x 27W x 13H **Cube:** 6.09 **Options:** CG50, SW70  
**Features:** 1, 4, 5, 7, 8, 9 **Control:** 2-to-1 Synchro Tilt  
**Notes:**

Fabric	List Price
Breathable Mesh Back and Black Fabric Seat	550.00

**NEW**

# pro.line II<sup>®</sup> EMM65151HR-3, SPX, and 8200 Series



**NJ** **EMM65151HR-3** Breathable Mesh Seat and Back Manager's Chair with Flip Arms, Adjustable Headrest and Nylon Base

**Overall Size:** 28.5W x 26.25D x 45.5 - 52.75H  
**Seat:** 20.75W x 20D **Back:** 20W x 22.5H **Seat Range:** 18-21.75  
**Arms to Floor:** 26 **Carton Wt:** 33 **ISTA:** 3A **UPS:** Yes **COM:** N/A  
**Carton:** 30L x 27W x 13H **Cube:** 6.09 **Options:** CG50, SW70  
**Features:** 1, 4, 5, 7, 8, 9 **Control:** 2-to-1 Synchro Tilt  
**Notes:**

NEW

Fabric	List Price
Breathable Mesh Seat and Back	550.00

## SPX Series



**NJ**  
**KY**  
**TX** **SPX23590C** High Back Manager's Faux Leather Chair with Chrome Arms, and Chrome Base. Includes Removable Arm Sleeves.

**Overall Size:** 28.75W x 25.25D x 42 - 46H  
**Seat:** 20W x 18D x 3.75T **Back:** 19.5W x 24H x 3.25T **Seat Range:** 19-23  
**Arms to Floor:** 26 **Carton Wt:** 36 **UPS:** Yes **COM:** N/A  
**Carton:** 27L x 26W x 14H **Cube:** 5.68 **Options:** CG50, SW70  
**Features:** 1, 4, 5, 8, 9 **Control:** Locking Tilt  
**Notes:** TX In-Stock: -U6, -U9, -U11 and -U42. KY In-Stock: -U6

Fabric	List Price
Faux Leather -U1 Espresso -U6 Black -U9 Red -U11 White -U42 Charcoal Grey	660.00



**NJ**  
**KY**  
**TX** **SPX23591C** Mid Back Manager's Faux Leather Chair with Chrome Arms, and Chrome Base. Includes Removable Arm Sleeves.

**Overall Size:** 27W x 23.25D x 37 - 40.75H  
**Seat:** 19.75W x 18D x 4T **Back:** 19.5W x 19H x 3.5T **Seat Range:** 19-22.75  
**Arms to Floor:** 25.5 **Carton Wt:** 34 **UPS:** Yes **COM:** N/A  
**Carton:** 25L x 24W x 14H **Cube:** 4.86 **Options:** CG50, SW70  
**Features:** 1, 4, 5, 8, 9 **Control:** Locking Tilt  
**Notes:** TX In-Stock: -U6, -U9, -U11 and -U42. KY In-Stock: -U6

Fabric	List Price
Faux Leather -U1 Espresso -U6 Black -U9 Red -U11 White -U42 Charcoal Grey	580.00



**NJ**  
**KY**  
**TX** **SPX23592C** Armless Mid Back Manager's Faux Leather Chair with Chrome Base

**Overall Size:** 20.25W x 23.5D x 37.25-41H  
**Seat:** 20.25W x 19D x 2T **Back:** 19.25W x 15.5H x 2T **Seat Range:** 18.75-22.25  
**Arms to Floor:** N/A **Carton Wt:** 29 **UPS:** Yes **COM:** N/A  
**Carton:** 26L x 25W x 24H **Cube:** 9.02 **Options:** CG50, SW70  
**Features:** 1, 4, 5, 8, 9 **Control:** Locking Tilt  
**Notes:** NJ and KY In-Stock: -U6 and -U11. TX In-Stock: -U6, -U9, -U11 and -U42.

Fabric	List Price
Faux Leather -U1 Espresso -U6 Black -U9 Red -U11 White -U42 Charcoal Grey	525.00



**NJ**  
**KY**  
**TX** **SPX23595C** Guest Faux Leather Chair with Chrome Arms, Matching Sleeves and Chrome Sled Base. Includes Removable Arm Sleeves.

**Overall Size:** 23.25W x 24.5D x 37.75H  
**Seat:** 20W x 18D x 3.5T **Back:** 19.75W x 18.75H x 4.5T **Seat Range:** 19.75  
**Arms to Floor:** 26.5 **Carton Wt:** 31 **UPS:** Yes **COM:** N/A  
**Carton:** 27L x 21W x 15H **Cube:** 4.92 **Options:** N/A  
**Features:** N/A **Control:** N/A  
**Notes:** NJ In-Stock: -U6, -U11 and -U42. TX In-Stock: -U6, -U9, -U11 and -U42. KY In-Stock: -U6

Fabric	List Price
Faux Leather -U1 Espresso -U6 Black -U9 Red -U11 White -U42 Charcoal Grey	550.00

## 8200 Series



**8200** Deluxe High Back Executive Leather Chair with Polished Aluminum Base and Padded Polished Aluminum Arms

**Overall Size:** 28.25W x 25.75D x 45.25-48H  
**Seat:** 20.25W x 19D x 4T **Back:** 19.5W x 27H x 4T **Seat Range:** 18-20.75  
**Arms to Floor:** 26.25 **Carton Wt:** 55 **UPS:** Yes **COM:** N/A  
**Carton:** 35L x 26W x 14D **Cube:** 7.37 **Options:** CG50, SW70  
**Features:** 1, 4, 7, 8, 9 **Control:** 2-to-1 Synchro Tilt  
**Notes:** Dual Wheel Carpet Casters

Fabric	List Price
Black Top Grain Leather	925.00





**8201 Deluxe Mid-Back Executive Leather Chair with Polished Aluminum Base and Padded Polished Aluminum Arms**  
 Overall Size: 28.25W x 25D x 40-42.75H  
 Seat: 20.25W x 19D x 4T Back: 18.75W x 20.25H x 4T Seat Range: 18-20.75  
 Arms to Floor: 26.5 Carton Wt: 54 UPS: Yes COM: N/A  
 Carton: 31L x 26W x 15H Cube: 6.99 Options: CG50, SW70  
 Features: 1, 4, 7, 8, 9 Control: 2-to-1 Synchro Tilt  
 Notes: Dual Wheel Carpet Casters

Fabric	List Price
Black Top Grain Leather	875.00

**Polypropylene Flexible Back**



**97898CBK Black Contoured Polypropylene Flexible Back Manager's Chair with Adjustable Arms, Ratchet Back, Seat Slider, and Fabric Seat**  
 Overall Size: 27.75W x 26.5D x 37.5-43.25H  
 Seat: 19.75W x 18D x 3.5T Back: 18.75W x 19.75H Seat Range: 18.25-22  
 Arms to Floor: 25.75 Carton Wt: 59 UPS: Yes COM: 0.5 yds  
 Carton: 27L x 26W x 14H Cube: 5.68 Options: CG50, SW70  
 Features: 1, 2, 3, 4, 5, 8, 9, 13, 15 Control: Multi-Function w/Seat Slider  
 Notes: Dual Wheel Carpet Casters, Polished Aluminum Base

Fabric	List Price
-30 FreeFlex® II Coal	650.00
Dillon	725.00
(Seat Only)	685.00



**97898CWH White Contoured Polypropylene Flexible Back Manager's Chair with Adjustable Arms, Ratchet Back, Seat Slider, and Fabric Seat**  
 Overall Size: 27.75W x 26.5D x 37.5-43.25H  
 Seat: 19.75W x 18D x 3.5T Back: 18.75W x 19.75H Seat Range: 18.25-22  
 Arms to Floor: 25.75 Carton Wt: 59 UPS: Yes COM: 0.5 yds  
 Carton: 27L x 26W x 14H Cube: 5.68 Options: CG50, SW70  
 Features: 1, 2, 3, 4, 5, 8, 9, 13, 15 Control: Multi-Function w/Seat Slider  
 Notes: Dual Wheel Carpet Casters, Polished Aluminum Base

Fabric	List Price
-30 FreeFlex® II Coal	650.00
Dillon	725.00
(Seat Only)	685.00



**97898CGY Grey Contoured Polypropylene Flexible Back Manager's Chair with Adjustable Arms, Ratchet Back, Seat Slider, and Fabric Seat**  
 Overall Size: 27.75W x 26.5D x 37.5-43.25H  
 Seat: 19.75W x 18D x 3.5T Back: 18.75W x 19.75H Seat Range: 18.25-22  
 Arms to Floor: 25.75 Carton Wt: 59 UPS: Yes COM: 0.5 yds  
 Carton: 27L x 26W x 14H Cube: 5.68 Options: CG50, SW70  
 Features: 1, 2, 3, 4, 5, 8, 9, 13, 15 Control: Multi-Function w/Seat Slider  
 Notes: Dual Wheel Carpet Casters, Polished Aluminum Base

Fabric	List Price
-30 FreeFlex® II Coal	650.00
Dillon	725.00
(Seat Only)	685.00

**Executive Ergonomic**



**54666 Multi Shift Ergonomic Chair with 2-to-1 Control, Seat Slider, 2-Way Adjustable Arms and Titanium Finish Aluminum Base. 24/7 High Intensity Use Chair.**  
 Overall Size: 28.5W x 27D x 37.5-41.5H  
 Seat: 20W x 18.5D x 3.5T Back: 18.5W x 19.5H x 3.5T Seat Range: 19.25 -22.5  
 Arms to Floor: 26 Carton Wt: 59 UPS: Yes COM: N/A  
 Carton: 30L x 26W x 15H Cube: 6.54 Features: 1, 3, 4, 7, 8, 9, 15  
 Control: 3 Position Locking 2-to-1 Synchro Tilt with Seat Slider  
 Notes: Increased Foam Density for Added Durability.  
 KY and TX In-Stock: -231 Black

Fabric	List Price
-231 Icon Black	675.00
Dillon	750.00



**8511 High Back Ergonomic Chair with Multi-Function Control, Seat Slider, Ratchet Back, 2-Way Adjustable Arms and Titanium Finish Aluminum Base**  
 Overall Size: 28.25W x 24D x 44.75-48.25H  
 Seat: 20.75W x 18.25D x 4T Back: 20W x 22.75H x 3.5T Seat Range: 18.5-22  
 Arms to Floor: 25 Carton Wt: 62 UPS: Yes COM: 1.75 yds  
 Carton: 29L x 26W x 15H Cube: 6.5 Options: CG50, SW70  
 Features: 1, 2, 4, 8, 13, 15 Control: Multi-Function with Seat Slider  
 Notes: Oversized Dual Wheel Carpet Casters.  
 NJ In-Stock: -231 Black

Fabric	List Price
-231 Icon Black	775.00
A	815.00
B	860.00
C	900.00
R	1000.00





**8512 Mid Back Ergonomic Chair with Multi-Function Control, Seat Slider, Ratchet Back, 2-Way Adjustable Arms and Titanium Finish Aluminum Base**

**NJ**

**Overall Size:** 28W x 25D x 37.75-44.25H  
**Seat:** 20.75W x 18.5D x 4.5T **Back:** 19W x 18.25-21.25H x 3.5T **Seat Range:** 19.25-22.75  
**Arms to Floor:** 25.75 **Carton Wt:** 63 **UPS:** Yes **COM:** 1.5 yds  
**Carton:** 27L x 26W x 16H **Cube:** 6.5 **Options:** CG50, SW70  
**Features:** 1, 2, 4, 8, 13, 15 **Control:** Multi-Function with Seat Slider  
**Notes:** Oversized Dual Wheel Carpet Casters. NJ In-Stock: -231 Black

**Seat Slider**

Fabric	List Price
-231 Icon Black	725.00
A	765.00
B	800.00
C	850.00
R	925.00

**ProGrid® Series**



**2817 ProGrid® Mesh Back Armless Task Chair with Padded Fabric Seat, Ratchet Back and Pneumatic Control**

**NJ**

**Overall Size:** 25.75W x 23.75D x 35.25-42.75H  
**Seat:** 19.75W x 17.75D x 2.5T **Back:** 19W x 18.25H **Seat Range:** 17-22.25  
**Arms to Floor:** N/A **Carton Wt:** 30 **UPS:** Yes **COM:** 0.75 yd  
**Carton:** 24L x 24W x 13H **Cube:** 4.33 **Options:** CG50, SW70, 04 Arms  
**Features:** 1, 2, 4 **Control:** Pneumatic  
**Notes:** Dual Wheel Carpet Casters  
 NJ In-Stock: -30

Fabric	List Price
-30 FreeFlex® II Coal	340.00
A	360.00
B	385.00
C	410.00
R	430.00



**28174 ProGrid® Mesh Back Task Chair with Padded Fabric Seat, Adjustable Arms, Ratchet Back and Pneumatic Control**

**NJ**

**Overall Size:** 26.5W x 23.75D x 35-42.75H  
**Seat:** 19.5W x 17.75D x 2.5T **Back:** 17.75W x 18.25H **Seat Range:** 17-22.25  
**Arms to Floor:** 26.25 **Carton Wt:** 36 **UPS:** Yes **COM:** 0.75 yd  
**Carton:** 24L x 24W x 13H **Cube:** 4.33 **Options:** CG50, SW70  
**Features:** 1, 2, 4 **Control:** Pneumatic  
**Notes:** Dual Wheel Carpet Casters. 2817 with 04 Arms.  
 NJ In-Stock: -30

Fabric	List Price
-30 FreeFlex® II Coal	415.00
A	435.00
B	460.00
C	485.00
R	505.00



**2902 Ergonomic Task Chair with ProGrid® Mesh Back, Padded Fabric Seat and Multi-Task Control**

**NJ KY**

**Overall Size:** 25W x 23D x 33.25-38.25H  
**Seat:** 19.5W x 18D x 2T **Back:** 18W x 16.5-18.25H **Seat Range:** 18.25-23.25  
**Arms to Floor:** N/A **Carton Wt:** 33 **UPS:** Yes **COM:** 0.5 yd  
**Carton:** 24L x 24W x 14H **Cube:** 4.66 **Options:** CG50, SW70, 04 Arms  
**Features:** 1, 2, 4, 10 **Control:** Multi-Task  
**Notes:** Dual Wheel Carpet Casters. NJ In-Stock: -30

Fabric	List Price
-30 FreeFlex® II Coal	390.00
A	410.00
B	435.00
C	465.00
R	510.00



**29024 Ergonomic Task Chair with ProGrid® Mesh Back, Padded Fabric Seat, Adjustable Arms and Multi-Task Control**

**NJ**

**Overall Size:** 26.5W x 25.75D x 34.75-41.25H  
**Seat:** 19.5W x 17.75D x 2.5T **Back:** 17.5W x 16H **Seat Range:** 18-23  
**Arms to Floor:** 26.5 **Carton Wt:** 39 **UPS:** Yes **COM:** 0.5 yd  
**Carton:** 24L x 24W x 13H **Cube:** 4.33 **Options:** CG50, SW70  
**Features:** 1, 2, 4, 10 **Control:** Multi-Task  
**Notes:** Dual Wheel Carpet Casters. 2902 with 04 Arms.  
 NJ In-Stock: -30

Fabric	List Price
-30 FreeFlex® II Coal	465.00
A	485.00
B	510.00
C	540.00
R	585.00



**69393 Soft PU Padded Back Frame Task Chair with ProGrid® Mesh Back, Padded Fabric Seat, Height Adjustable Arms, Seat Angle Adjustment, and Backrest Angle Adjustment**

**NJ**

**Overall Size:** 29W x 25.75D x 38.5-42.25H  
**Seat:** 20.5W x 18.25D **Back:** 18.5W x 19H **Seat Range:** 19-22.5  
**Arms to Floor:** 25 **Carton Wt:** 61 **UPS:** Yes **COM:** 0.5 yd  
**Carton:** 32L x 26W x 15H **Cube:** 7.22 **Options:** CG50, SW70  
**Features:** 1, 3, 4, 5, 8, 9, 13, 15 **Control:** Multi-Function  
**Notes:** Aluminum Base

**NEW**

**Seat Slider**

Fabric	List Price
-30 FreeFlex® II Coal	625.00
A	660.00
B	700.00
C	750.00
R	830.00



**69333** Soft PU Padded Back Frame Task Chair with ProGrid® Mesh Back, Padded Fabric Seat, Height Adjustable Arms, Seat and Backrest Angle Adjustment  
**Overall Size:** 28W x 24.75D x 39.25-42.5H  
**Seat:** 19.75W x 18.5D **Back:** 18.5W x 21.5H **Seat Range:** 17.25-20.75  
**Arms to Floor:** 25.75 **Carton Wt:** 51 **UPS:** Yes **COM:** 0.5 yd  
**Carton:** 31L x 26W x 15H **Cube:** 6.99 **Options:** CG50, SW70  
**Features:** 1, 4, 5, 9, 11 **Control:** Dual Function  
**Notes:** Nylon Base

**NEW**

Fabric	List Price
-30 FreeFlex® II Coal	500.00
A	525.00
B	555.00
C	600.00
R	660.00



**69353** Soft PU Padded Back Frame Task Chair with ProGrid® Mesh Back, Padded Fabric Seat, and Height Adjustable Arms  
**Overall Size:** 28W x 26D x 37.25-40.75H  
**Seat:** 19.75W x 18.5D **Back:** 18.5W x 19.5H **Seat Range:** 18.25-21.75  
**Arms to Floor:** 26.5 **Carton Wt:** 47 **UPS:** Yes **COM:** 0.5 yd  
**Carton:** 29L x 26W x 15H **Cube:** 6.54 **Options:** CG50, SW70  
**Features:** 1, 4, 5, 7, 9 **Control:** 2-to-1 Synchro Tilt  
**Notes:** Nylon Base

**NEW**

Fabric	List Price
-30 FreeFlex® II Coal	450.00
A	475.00
B	505.00
C	550.00
R	610.00



**98341** Ergonomic Task Chair with ProGrid® Mesh Back and Ratchet Back Height Adjustment without Arms and Dual Function Control  
**Overall Size:** 26.75W x 22.75D x 35.5-43.5H  
**Seat:** 19.75W x 18.5D x 3T **Back:** 19W x 19.25H **Seat Range:** 17.5-20.5  
**Arms to Floor:** N/A **Carton Wt:** 41 **UPS:** Yes **COM:** 0.5 yd  
**Carton:** 25L x 25W x 14H **Cube:** 5.06 **Options:** CG50, SW70, 04 Arms  
**Features:** 1, 2, 4, 11 **Control:** Dual Function  
**Notes:** Dual Wheel Carpet Casters. NJ In-Stock: -30

Seat Slider

Fabric	List Price
-30 FreeFlex® II Coal	480.00
A	505.00
B	530.00
C	565.00
R	625.00




**98344** Ergonomic Task Chair with ProGrid® Mesh Back and Ratchet Back Height Adjustment, Adjustable Arms and Dual Function Control  
**Overall Size:** 27.5W x 22.75D x 35.5-43.5H  
**Seat:** 19.75W x 18.5D x 3T **Back:** 19W x 19.25H **Seat Range:** 17.5-20.5  
**Arms to Floor:** 26 **Carton Wt:** 48 **UPS:** Yes **COM:** 0.5 yd  
**Carton:** 25L x 25W x 14H **Cube:** 5.06 **Options:** CG50, SW70, 04 Arms  
**Features:** 1, 2, 4, 11 **Control:** Dual Function  
**Notes:** Dual Wheel Carpet Casters. NJ In-Stock: -30

Fabric	List Price
-30 FreeFlex® II Coal	555.00
A	580.00
B	605.00
C	650.00
R	700.00

**ProGrid® White Series**




**8810W** ProGrid® Mesh Back with Padded Fabric Seat Visitor's Chair with Arms and White Finish Frame  
**Overall Size:** 25W x 25D x 37H  
**Seat:** 18.5W x 18D x 2.5T **Back:** 19.5W x 19.75H **Seat Range:** 19 Fixed  
**Arms to Floor:** 26.75 **Carton Wt:** 26 **UPS:** Yes **COM:** .5 yds  
**Carton:** 34L x 23W x 11H **Cube:** 4.97 **Options:** SW72  
**Features:** N/A **Control:** N/A  
**Notes:**

Fabric	List Price
Dillon	485.00
 (Seat only)	440.00



**8840W** ProGrid® Mesh Back with Padded Fabric Seat Visitor's Chair with Arms, Casters and White Finish Frame  
**Overall Size:** 25W x 24.5D x 36.75H  
**Seat:** 18.5W x 18D x 2.5T **Back:** 19.5W x 18.5H **Seat Range:** 19 Fixed  
**Arms to Floor:** 26.75 **Carton Wt:** 26 **UPS:** Yes **COM:** .5 yds  
**Carton:** 34L x 23W x 11H **Cube:** 4.97 **Options:** N/A  
**Features:** N/A **Control:** N/A  
**Notes:**

Fabric	List Price
Dillon	495.00
 (Seat only)	450.00



⚙️ **95672** ProGrid® White Mesh High Back Chair with 2-Way Adjustable Arms, Ratchet Back, Deluxe 2-to-1 Synchro Tilt Control and Seat Slider  
 🌱  
 Overall Size: 25.5W x 23.25D x 43-48.75H  
 Seat: 20.25W x 20.75D x 3T Back: 20W x 27H Seat Range: 19.75 - 23  
 Arms to Floor: 26.5 Carton Wt: 56 UPS: Yes COM: 0.75 yds  
 Carton: 29L x 25W x 15H Cube: 6.29 Options: CG50, SW70  
 Features: 1, 2, 3, 4, 7, 8, 9, 15 Control: 3 Position Locking 2-to-1 Synchro Tilt  
 Notes: Oversized Dual Wheel Carpet Casters  
 Seat Slider

Fabric	List Price
ProGrid® Back and -5882	820.00
Dove Ivory	910.00
Dillon	865.00

**FUN COLORS FABRIC PROGRAM**  
(Seat only)



⚙️ **95673** ProGrid® White Mesh Mid Back Chair with 2-Way Adjustable Arms, Ratchet Back, Deluxe 2-to-1 Synchro Tilt Control and Seat Slider  
 🌱  
 Overall Size: 25.75W x 24.75D x 38-44H  
 Seat: 20.5W x 20.25D x 3.5T Back: 19.5W x 19.75H Seat Range: 19-22.5  
 Arms to Floor: 26.25 Carton Wt: 54 UPS: Yes COM: 0.75 yds  
 Carton: 27L x 25W x 14H Cube: 5.46 Options: CG50, SW70  
 Features: 1, 2, 3, 4, 7, 8, 9, 15 Control: 3 Position Locking 2-to-1 Synchro Tilt  
 Notes: Oversized Dual Wheel Carpet Casters  
 NJ, KY and TX In-Stock: -5882 Dove Ivory  
 Seat Slider

Fabric	List Price
ProGrid® Back and -5882	715.00
Dove Ivory	795.00
Dillon	755.00

**FUN COLORS FABRIC PROGRAM**  
(Seat only)



⚙️ **92892** ProGrid® Mesh High Back Chair with 3-Way Adjustable Arms, Seat Slider, Multi-Function Control and Fixed Back  
 🌱  
 Overall Size: 28W x 29D x 42.75-46.25H  
 Seat: 21W x 19.5D x 3T Back: 19.5W x 24H Seat Range: 19.25-22.75  
 Arms to Floor: 25.5 Carton Wt: 59 UPS: Yes COM: 0.75 yds  
 Carton: 31L x 25W x 13H Cube: 5.83 Options: CG50, SW70  
 Features: 1, 3, 4, 13, 15 Control: Multi-Function with Fixed Back  
 Notes: Dual Wheel Carpet Casters.  
 NJ, KY & TX In-Stock: -30 FreeFlex® II Coal  
 Seat Slider

Fabric	List Price
-30 FreeFlex® II Coal	650.00
A	685.00
B	720.00
C	765.00
R	850.00



⚙️ **92893** ProGrid® Mesh Back Manager's Chair with 3-Way Adjustable Arms, Ratchet Back, Seat Slider and Fabric Seat  
 🌱  
 Overall Size: 27W x 24D x 37.75-41.25H  
 Seat: 20.25W x 19.75D x 3.5T Back: 18.5W x 18.5H Seat Range: 18.5-22  
 Arms to Floor: 25.25 Carton Wt: 56 UPS: Yes COM: 0.75 yds  
 Carton: 26L x 25W x 15H Cube: 5.64 Options: CG50, SW70  
 Features: 1, 3, 4, 13, 15 Control: Multi-Function w/Seat Slider  
 Notes: Dual Wheel Carpet Casters  
 NJ, KY, TX In-Stock: -30 FreeFlex® II Coal  
 Seat Slider

Fabric	List Price
-30 FreeFlex® II Coal	610.00
A	645.00
B	680.00
C	725.00
R	800.00



⚙️ **90662** ProGrid® Mesh High Back Chair with 3-Way Adjustable Arms, 3 Position Locking, 2-to-1 Synchro Tilt Control and Seat Slider  
 🌱  
 Overall Size: 28W x 27D x 41.25-44.75H  
 Seat: 20.25W x 19D x 3.5T Back: 19W x 23H Seat Range: 19-22.5  
 Arms to Floor: 26 Carton Wt: 54 UPS: Yes COM: 0.75 yds  
 Carton: 31L x 26W x 14H Cube: 6.53 Options: CG50, SW70  
 Features: 1, 3, 4, 7, 8, 9, 15 Control: 3 Position Locking 2-to-1 Synchro Tilt  
 Notes: Dual Wheel Carpet Casters  
 NJ, KY and TX In-Stock: -30 FreeFlex® II Coal  
 Seat Slider

Fabric	List Price
-30 FreeFlex® II Coal	620.00
A	655.00
B	700.00
C	745.00
R	825.00



⚙️ **92343** ProGrid® Mesh Back Manager's Chair with 3-Way Adjustable Arms, Ratchet Back and Fabric Seat  
 🌱  
 Overall Size: 26.75W x 25.25D x 36H  
 Seat: 20.25W x 19.75D x 3.5T Back: 18.5W x 18.25H Seat Range: 18.25-22  
 Arms to Floor: 24.75 Carton Wt: 50 UPS: Yes COM: 0.75 yd  
 Carton: 25L x 25W x 14H Cube: 5.06 Options: CG50, SW70  
 Features: 1, 4, 11 Control: Dual Function  
 Notes: Dual Wheel Carpet Casters. NJ & KY In-Stock: -30 FreeFlex® II Coal

Fabric	List Price
-30 FreeFlex® II Coal	550.00
A	570.00
B	600.00
C	640.00
R	710.00





**92553 ProGrid® Mesh Back Manager's Chair with Height Adjustable Arms, Ratchet Back and Fabric Seat**

Overall Size: 25.25W x 24.75D x 36.25-42.25H  
 Seat: 20.25W x 19.75D x 3.5T Back: 18.5W x 21H Seat Range: 19.25-22.5  
 Arms to Floor: 25.75 Carton Wt: 47 UPS: Yes COM: 0.75 yd  
 Carton: 25L x 25W x 14H Cube: 5.06 Options: CG50, SW70  
 Features: 1, 4, 7, 8 Control: 2-to-1 Synchro Tilt  
 Notes: Nylon Base. KY and TX In-Stock: -30 FreeFlex® II Coal  
 NJ In-Stock: -30, -R107

Fabric	List Price
-30 FreeFlex® II Coal	515.00
-R107 Dillon Black	575.00
A	545.00
B	575.00
C	615.00
R	685.00



**92555 Air Mist Mesh Back Task Chair with Molded Foam Seat, 2-Way Adjustable Arms and Ratchet Back Height Adjustment**

Overall Size: 26.75W x 24.25D x 36.25-42.5H  
 Seat: 20.25W x 19D x 3.5T Back: 19W x 18.5H Seat Range: 19-22.75  
 Arms to Floor: 25.25 Carton Wt: 49 UPS: Yes COM: 0.75 yd  
 Carton: 25L x 25W x 14H Cube: 5.06 Options: CG50, SW70  
 Features: 1, 2, 4, 7, 8, 9 Control: 2-to-1 Synchro Tilt  
 Notes: Dual Wheel Carpet Casters



Fabric	List Price
Carbon/Grey (-9201)	515.00
Black/White (-9206)	
Orange (9270)	
Red (-9276)	
Blue (-9278)	
Green (-9279)	



92555



**98346 ProGrid® Mesh Back Manager's Chair with Leather and Mesh Seat, 3-Way Adjustable Arms with Depth Adjustable Pads and Dual Function Control**

Overall Size: 27.25W x 24.5D x 36.75-42.75H  
 Seat: 19.75W x 19D x 4T Back: 19W x 18.25H Seat Range: 18.5-22  
 Arms to Floor: 25.25 Carton Wt: 52 UPS: Yes COM: N/A  
 Carton: 25L x 25W x 14H Cube: 5.06 Options: CG50, SW70  
 Features: 1, 4, 11 Control: Dual Function  
 Notes: Dual Wheel Carpet Casters

Fabric	List Price
ProGrid® Back Black Leather and Mesh Fabric Seat	625.00



**93720 ProGrid® Mesh High Back Chair with 3-Way Adjustable Arms, Seat Slider and Synchro Control with Infinite Lock and Titanium Finish Aluminum Base**

Overall Size: 27.75W x 27.25D x 43-45.75H  
 Seat: 20W x 18.5D Back: 21.25W x 24H Seat Range: 19.5-21.75  
 Arms to Floor: 26.25 Carton Wt: 64 UPS: Yes COM: N/A  
 Carton: 37L x 26W x 15H Cube: 8.35 Options: CG50, SW70  
 Features: 1, 3, 4, 7, 8, 9, 15 Control: Synchro with Seat Slider  
 Notes: Dual Wheel Carpet Casters.

Seat Slider

Fabric	List Price
ProGrid® Seat and Back	950.00



**97720C Mesh High Back Chair with Fabric Seat, 3-Way Adjustable Arms, Seat Slider and Synchro Control with Infinite Lock and Chrome Finish Base**

Overall Size: 28.5W x 25.75D x 40.5-46H  
 Seat: 20.5W x 19.5D x 3.5T Back: 21.5W x 25.5H Seat Range: 18-21  
 Arms to Floor: 25.75 Carton Wt: 68 UPS: Yes COM: 0.75 yd  
 Carton: 37L x 26W x 15H Cube: 8.35 Options: CG50, SW70  
 Features: 1, 3, 4, 7, 8, 9, 15 Control: Synchro with Seat Slider  
 Notes:

Seat Slider

Fabric	List Price
-30 FreeFlex® II Coal	975.00
A	1025.00
B	1085.00
C	1160.00
R	1285.00



# pro.line II® ProGrid® Series, Drafting and Visitor's Chairs



**97720** ProGrid® Mesh High Back Chair with Fabric Seat, 3-Way Adjustable Arms, Seat Slider and Synchro Control with Infinite Lock and Titanium Finish Base

**Overall Size:** 28.25W x 25.75D x 43.25-46H  
**Seat:** 20.5W x 19.5D x 3.5T **Back:** 21.5W x 25.5H **Seat Range:** 18-21  
**Arms to Floor:** 25.75 **Carton Wt:** 67 **UPS:** Yes **COM:** 0.75 yd  
**Carton:** 37L x 26W x 15H **Cube:** 8.35 **Options:** CG50, SW70  
**Features:** 1, 3, 4, 7, 8, 9, 15 **Control:** Synchro with Seat Slider  
**Notes:** Dual Wheel Carpet Casters. Cal 133 Compliant.  
**TX In-Stock:** -30 Coal FreeFlex® II Coal and -R107 Dillon Black  
**NJ In-Stock:** -30 Coal FreeFlex® II Coal and -R107 Dillon Black

**Seat Slider**

Fabric	List Price
-30 FreeFlex® II Coal	895.00
-R105 Dillon Blue	995.00
-R107 Dillon Black	
A	945.00
B	995.00
C	1060.00
R	1180.00

## Drafting Chairs



**92583** ProGrid® Mesh Drafting Chair with Adjustable Footring and Dual Wheel Locking Carpet Casters

**Overall Size:** 27W x 24.75D x 41-50H  
**Seat:** 20.5W x 19.25D x 3T **Back:** 19.75W x 19.5H **Seat Range:** 24.25-33.5  
**Arms to Floor:** N/A **Carton Wt:** 45 **UPS:** Yes **COM:** 0.5 yd  
**Carton:** 27L x 26W x 14H **Cube:** 5.68 **Options:** CG50, SW70, 07-ARMS-3  
**Features:** 1, 3, 4 **Control:** Pneumatic  
**Notes:**

Fabric	List Price
-30 FreeFlex® II Coal	650.00
A	685.00
B	720.00
C	765.00
R	850.00



**69330** Soft PU Padded Back Frame Drafting Chair with Adjustable Footring.

**Overall Size:** 28.5W x 25.75D x 39.25-46.75H  
**Seat:** 18.75W x 18.5D x 3.75T **Back:** 18.5W x 19.25H **Seat Range:** 19.75-27.25  
**Arms to Floor:** N/A **Carton Wt:** 40 **UPS:** Yes **COM:** N/A  
**Carton:** 32L x 26W x 13H **Cube:** 6.25 **Options:** CG50, SW70  
**Features:** 1, 4 **Control:** Pneumatic  
**Notes:** 7.5" Intermediate Cylinder Travel. Dual Wheel Carpet Casters.

Fabric	List Price
-30 FreeFlex® II Coal	370.00
A	395.00
B	420.00
C	455.00
R	500.00



**69340** Soft PU Padded Back Frame Drafting Chair with Adjustable Footring.

**Overall Size:** 28.5W x 25.75D x 43.25-53.25H  
**Seat:** 18.75W x 18.5D x 3.75T **Back:** 18.5W x 19.25H **Seat Range:** 23.75-34  
**Arms to Floor:** N/A **Carton Wt:** 40 **UPS:** Yes **COM:** N/A  
**Carton:** 32L x 26W x 13H **Cube:** 6.25 **Options:** CG50, SW70  
**Features:** 1, 4 **Control:** Pneumatic  
**Notes:** 10" Full Cylinder Travel. Dual Wheel Carpet Casters.

Fabric	List Price
-30 FreeFlex® II Coal	380.00
A	405.00
B	430.00
C	465.00
R	510.00

## Visitor's Chairs



**83730T** Padded Seat and Back Visitor's Chair with Titanium Finish Frame

**Overall Size:** 24.25W x 25D x 37.5H  
**Seat:** 19.25W x 18.75D x 4.75 **Back:** 18W x 19.5H x 3T **Seat Range:** 19 Fixed  
**Arms to Floor:** 27.25 **Carton Wt:** 35 **UPS:** Yes **COM:** 0.75 yd  
**Carton:** 35L x 23W x 12H **Cube:** 5.59 **Options:** N/A  
**Features:** N/A **Control:** N/A  
**Notes:** TX In-Stock: -30

Fabric	List Price
-30 FreeFlex® II Coal	410.00
A	430.00
B	455.00
C	485.00
R	540.00



**83750C** Padded Seat and Back Visitor's Chair with Silver EPD Finish Frame

**Overall Size:** 24.5W x 25.25D x 37.5H  
**Seat:** 19W x 17.75D x 4.75 **Back:** 18W x 19.25H x 3T **Seat Range:** 19.5 Fixed  
**Arms to Floor:** 27 **Carton Wt:** 33 **UPS:** Yes **COM:** 0.75 yd  
**Carton:** 35L x 24W x 12H **Cube:** 5.83 **Options:** N/A  
**Features:** N/A **Control:** N/A  
**Notes:**

Fabric	List Price
-30 FreeFlex® II Coal	410.00
A	430.00
B	455.00
C	485.00
R	540.00



**88710C** Guest Chair with Mesh Back, Padded Fabric Seat and Silver EPD Finish Frame  
**NJ TX**  
 Overall Size: 26W x 25.25D x 36.75H  
 Seat: 18W x 19D x 4T Back: 17.75W x 19.25H Seat Range: 19 Fixed  
 Arms to Floor: 26.25 Carton Wt: 26 UPS: Yes COM: 0.75 yds  
 Carton: 32L x 23W x 9H Cube: 3.83 Options: N/A  
 Features: N/A Control: N/A  
 Notes: **Stacks Up To 4.**

Fabric	List Price
-30 FreeFlex® II Coal	365.00
A	385.00
B	405.00
C	430.00
R	480.00



**85640** ProGrid® Mesh Back Visitor's Chair with Padded Fabric Seat, Contoured Arms, Casters and Titanium Finish Frame  
**NJ KY TX**  
 Overall Size: 24.5W x 23.25D x 37.75H  
 Seat: 17W x 19.75D x 2.25T Back: 19.75W x 20H Seat Range: 18.5 Fixed  
 Arms to Floor: 26.75 Carton Wt: 24 UPS: Yes COM: 0.75 yds  
 Carton: 34L x 22W x 11H Cube: 4.76 Options: SW72  
 Features: N/A Control: N/A  
 Notes: NJ, KY and TX In-Stock: -30 Coal FreeFlex® II Coal

Fabric	List Price
-30 FreeFlex® II Coal	390.00
A	410.00
B	435.00
C	465.00
R	515.00



**85670** ProGrid® Mesh Back Visitor's Chair with Padded Fabric Seat, Contoured Arms and Titanium Finish Frame  
**NJ KY TX**  
 Overall Size: 24.5W x 23.25D x 37.75H  
 Seat: 17W x 19.75D x 2.25T Back: 19.75W x 20H Seat Range: 18.5 Fixed  
 Arms to Floor: 26.75 Carton Wt: 24 UPS: Yes COM: 0.75 yds  
 Carton: 34L x 22W x 11H Cube: 4.76 Options: N/A  
 Features: N/A Control: N/A  
 Notes: NJ, KY and TX In-Stock: -30 FreeFlex® II Coal  
**Stacks Up To 4.**

Fabric	List Price
-30 FreeFlex® II Coal	375.00
A	395.00
B	415.00
C	440.00
R	490.00



**84510** ProGrid® Mesh Back Visitor's Chair with Padded Fabric Seat, Contoured Arms and Titanium Finish Frame  
**NJ KY TX**  
 Overall Size: 25.5W x 24D x 36.5H  
 Seat: 18.5W x 19.5D x 3.25T Back: 20.75W x 21.75H Seat Range: 18.5 Fixed  
 Arms to Floor: 26 Carton Wt: 30 UPS: Yes COM: 0.75 yds  
 Carton: 34L x 21W x 11H Cube: 4.54 Options: N/A  
 Features: N/A Control: N/A  
 Notes: Stacks with 84540. NJ, KY and TX In-Stock: -30 FreeFlex® II Coal.  
 -R107 Dillon Black **Not** Stocked in KY. **Stacks Up To 4.**

Fabric	List Price
-30 FreeFlex® II Coal	385.00
-R107 Dillon Black	430.00
A	405.00
B	430.00
C	460.00
R	510.00



**84540** ProGrid® Mesh Back Visitor's Chair with Padded Fabric Seat, Arms, Casters and Titanium Finish Frame  
**NJ KY TX**  
 Overall Size: 25.5W x 24D x 36.5H  
 Seat: 18.5W x 19.5D x 3.25T Back: 20.75W x 21.75H Seat Range: 18.5 Fixed  
 Arms to Floor: 26 Carton Wt: 32 UPS: Yes COM: 0.75 yds  
 Carton: 34L x 21W x 11H Cube: 4.54 Options: SW72  
 Features: N/A Control: N/A  
 Notes: Stacks with 84510. NJ, KY and TX In-Stock: -30 FreeFlex® II Coal.  
 -R107 Dillon Black **Not** Stocked in KY.

Fabric	List Price
-30 FreeFlex® II Coal	400.00
-R107 Dillon Black	445.00
A	420.00
B	455.00
C	465.00
R	540.00





**88627C** Tall Stacking Visitor's Chair with Breathable Mesh Back and -30 FreeFlex® II Coal Seat with Silver EPD Sled Base  
**NJ TX**  
 Overall Size: 22.25W x 25D x 45H  
 Seat: 17W x 18.75D x 1.75T Back: 19.75W x 16H Seat Range: 29.5 Fixed  
 Weights: 443/43 LTL: Yes (2-Pack and 22-Pack)  
 Dolly: 91L x 49W x 24H (22-Pack) Cube: 61.93  
 Carton: 50L x 28W x 22H (2-Pack) Cube: 17.82  
 Notes: Stacking. Sold in 22 Bulk pack w/Dolly, or 2-Pack.  
 TX In-Stock: 88627C-30.



Fabric	List Price
-30 FreeFlex® II Coal	
<b>88627C22-30</b> (22-Pack w/Dolly)	7986.00
<b>88627C2-30</b> (2-Pack)	850.00

# pro·line II® Visitor's Chairs





 **88627C** Tall Stacking Visitor's Chair with Breathable Mesh Back and Custom Fabric (A) or Fun Colors Seat with Silver EPD Sled Base  


**Overall Size:** 22.25W x 25D x 45H  
**Seat:** 17W x 18.75D x 1.75T **Back:** 19.75W x 16H **Seat Range:** 29.5 Fixed  
**Weights:** 443/43 **LTL:** Yes (2-Pack and 22-Pack)  
**Dolly:** 91L x 49W x 24H (22-Pack) **Cube:** 61.93  
**Carton:** 50L x 28W x 22H (2-Pack) **Cube:** 17.82  
**Notes:** Stacking. Sold in 22 Bulk pack w/Dolly, or 2-Pack.

Fabric	List Price
<b>88627C22</b> (22-Pack w/Dolly)	
Dillon	8800.00
A	8470.00
 (Seat Only)	
<b>88627C2-30</b> (2-Pack)	
Dillon	945.00
A	895.00
 (Seat Only)	





 **86724R** ProGrid® Mesh Back Visitor's Chair with Padded Fabric Seat and Titanium Finish Frame  


**Overall Size:** 20.25W x 24D x 33.25H  
**Seat:** 18W x 19D x 3T **Back:** 19W x 15H **Seat Range:** 17.25 Fixed  
**Arms to Floor:** N/A **Carton Wt:** 22 **UPS:** Yes **COM:** 0.75 yds  
**Carton:** 27L x 21W x 9H **Cube:** 2.95 **Options:** N/A  
**Features:** N/A **Control:** N/A  
**Notes:** Stacking. **86724R REPLACES 86724.**  
**Stacks Up To 4**

Fabric	List Price
<b>-30 FreeFlex® II</b>	
Coal	280.00
A	295.00
B	310.00
C	330.00
R	365.00





 **86725R** ProGrid® Mesh Back Visitor's Chair with Padded Fabric Seat, Titanium Finish Sled Base  


**Overall Size:** 20.25W x 23.5D x 33H  
**Seat:** 18W x 18.75D x 2.75T **Back:** 17.25W x 15H **Seat Range:** 18.75 Fixed  
**Arms to Floor:** N/A **Carton Wt:** 23 **UPS:** Yes **COM:** 0.75 yds  
**Carton:** 27L x 22W x 9H **Cube:** 3.09 **Options:** N/A  
**Features:** N/A **Control:** N/A  
**Notes:** Stacking. **86725R REPLACES 86725.**  
 NJ, KY and TX In-Stock: -30 FreeFlex® II Coal

Fabric	List Price
<b>-30 FreeFlex® II</b>	
Coal	300.00
A	315.00
B	335.00
C	355.00
R	395.00





 **88657C** Tall Stacking Visitor's Chair with Ventilated Plastic Back and -30 FreeFlex® II Coal Seat with Silver EPD Sled Base  


**Overall Size:** 22.5W x 25.25D x 45.25H  
**Seat:** 17W x 18.25D **Back:** 19.75W x 16.75H **Seat Range:** 29.5 Fixed  
**Dolly:** 99L x 48W x 21H (23-Pack) **Cube:** 57.75 **Wt:** 434 **LTL:** Yes  
**Carton:** 53L x 31W x 24H (4-Pack) **Cube:** 22.81 **Wt:** 78 **LTL:** Yes  
**Carton:** 48L x 28W x 24H (2-Pack) **Cube:** 18.66 **Wt:** 42 **UPS:** OS  
**Notes:** Pricing Reflects in Packs. Stacking.  
 Sold in 23 Bulk pack w/Dolly, or 2-Pack.

Fabric	List Price
<b>-30 FreeFlex® II</b>	
Coal	
<b>88657C23-30</b> (23 Pack w/Dolly)	7500.00
<b>88657C4-30</b> (4-Pack)	1460.00
<b>88657C2-30</b> (2-Pack)	800.00



 **88657C** Tall Stacking Visitor's Chair with Ventilated Plastic Back and Custom Fabric (A) or Fun Colors Seat with Silver EPD Sled Base  


**Overall Size:** 22.5W x 25.25D x 45.25H  
**Seat:** 17W x 18.25D **Back:** 19.75W x 16.75H **Seat Range:** 29.5 Fixed  
**Dolly:** 99L x 48W x 21H (23-Pack) **Cube:** 57.75 **Wt:** 434 **LTL:** Yes  
**Carton:** 53L x 31W x 24H (4-Pack) **Cube:** 22.81 **Wt:** 78 **LTL:** Yes  
**Carton:** 48L x 28W x 24H (2-Pack) **Cube:** 18.66 **Wt:** 42 **UPS:** OS  
**Notes:** Pricing Reflects in Packs. Stacking.  
 Sold in 23 Bulk pack w/Dolly, or 2-Pack.

Fabric	List Price
<b>88657C23</b> (22-Pack w/Dolly)	
A	7866.00
B	8395.00
<b>88657C4</b> (4-Pack)	
A	1540.00
B	1640.00
<b>88657C2</b> (2-Pack)	
A	845.00
B	900.00



**8455 Stacking Chair with Ventilated Plastic Back and -30 FreeFlex® II Coal Seat with Silver EPD Sled Base**  
 Overall Size: 20.25W x 24D x 33.25H  
 Seat: 18.5W x 19D x 3T Back: 19W x 15H Seat Range: 17.75 Fixed  
 Dolly: 75L x 39W x 22H (20-Pack w/Dolly) Cube: 37.23 Wt: 248 LTL: Yes  
 Carton: 41L x 27W x 22H (4-Pack) Cube: 14.09 Wt: 65 UPS: OS  
 Carton: 37L x 25W x 22H (2-Pack) Cube: 11.77 Wt: 35 UPS: OS  
 Notes: Stacking and Ganging. Sold in 20 Bulk pack w/Dolly, 4-Pack or 2-Pack. TX In-Stock: 8455C4-30 FreeFlex® II Coal

Fabric	List Price
-30 FreeFlex® II Coal	
<b>8455C20-30</b> (20 Pack w/Dolly)	4440.00
<b>8455C4-30</b> (4-Pack)	1000.00
<b>8455C2-30</b> (2-Pack)	550.00



**8455 Stacking Chair with Ventilated Plastic Back and Custom Fabric (A) or Fun Colors Seat with Silver EPD Sled Base**  
 Overall Size: 20.25W x 24D x 33.25H  
 Seat: 18.5W x 19D x 3T Back: 19W x 15H Seat Range: 17.75 Fixed  
 Dolly: 75L x 39W x 22H (20-Pack w/Dolly) Cube: 37.23 Wt: 248 LTL: Yes  
 Carton: 41L x 27W x 22H (4-Pack) Cube: 14.09 Wt: 65 UPS: OS  
 Carton: 37L x 25W x 22H (2-Pack) Cube: 11.77 Wt: 35 UPS: OS  
 Notes: Stacking and Ganging. Sold in 20 Bulk pack w/Dolly, 4-Pack or 2-Pack. TX In-Stock: 8455C4-30 FreeFlex® II Coal

Fabric	List Price
<b>8455C20</b> (20-Pack w/Dolly)	
A	4700.00
B	5000.00
<b>8455C4</b> (4-Pack)	
A	1050.00
B	1120.00
<b>8455C2</b> (2-Pack)	
A	590.00
B	630.00



**86710R ProGrid® Mesh Back with Padded Fabric Seat Visitor's Chair with Arms and Titanium Finish Frame**  
 Overall Size: 24W x 23D x 34H  
 Seat: 18.25W x 18D x 4T Back: 19W x 14H Seat Range: 18.5 Fixed  
 Arms to Floor: 26.5 Carton Wt: 23 UPS: Yes COM: .75 yds  
 Carton: 32L x 21W x 10H Cube: 3.88 Options: N/A  
 Features: N/A Control: N/A  
 Notes: Stacks with Model 86740R. **86710R REPLACES 86710.**  
 NJ and KY In-Stock: -30 FreeFlex® II Coal. **Stacks Up To 4.**

Fabric	List Price
-30 FreeFlex® II Coal	300.00
A	315.00
B	335.00
C	355.00
R	395.00



**86740R ProGrid® Mesh Back with Padded Fabric Seat Visitor's Chair with Casters, Arms and Titanium Finish Frame**  
 Overall Size: 25W x 23D x 34H  
 Seat: 18W x 20D x 2T Back: 20W x 14.5H Seat Range: 18 Fixed  
 Arms to Floor: 26.75 Carton Wt: 24 UPS: Yes COM: 0.75 yds  
 Carton: 32L x 21W x 10H Cube: 3.88 Options: SW72  
 Features: N/A Control: N/A  
 Notes: Stacks with Models 82710R and 82720R. **REPLACED 86740.**  
 NJ and KY In-Stock: -30 FreeFlex® II Coal

Fabric	List Price
-30 FreeFlex® II Coal	315.00
A	330.00
B	350.00
C	375.00
R	415.00



**8610 Ventilated Plastic Wrap Around Back Visitor's Chair with Arms and Titanium Finish Frame**  
 Overall Size: 24W x 23D x 34H  
 Seat: 18W x 19.75D x 2.5T Back: 18.75W x 16.5H Seat Range: 18.75 Fixed  
 Arms to Floor: 26.75 Carton Wt: 23 UPS: Yes COM: 0.75 yds  
 Carton: 32L x 21W x 10H Cube: 3.88 Options: N/A  
 Features: N/A Control: N/A  
 Notes: Stacks with Models 8620 and 8640.  
 KY and TX In-Stock: -30 FreeFlex® II Coal. **Stacks Up To 4.**

Fabric	List Price
-30 FreeFlex® II Coal	275.00
A	290.00
B	305.00
C	325.00
R	360.00



**8620 Ventilated Plastic Wrap Around Back Armless Visitor's Chair with Titanium Finish Frame**  
 Overall Size: 20.5W x 23D x 34H  
 Seat: 18W x 20D x 2T Back: 20W x 14.5H Seat Range: 18 Fixed  
 Arms to Floor: N/A Carton Wt: 17 UPS: Yes COM: 0.75 yds  
 Carton: 26L x 21W x 9H Cube: 2.84 Options: N/A  
 Features: N/A Control: N/A  
 Notes: Stacks with Models 8610 and 8640  
 NJ, KY and TX In-Stock: -30 FreeFlex® II Coal. **Stacks Up To 4.**

Fabric	List Price
-30 FreeFlex® II Coal	245.00
A	260.00
B	275.00
C	290.00
R	325.00



# pro·line II® Visitor's and Folding/Nesting Chairs



**8640** Ventilated Plastic Wrap Around Back Visitor's Chair with Arms, Casters and Titanium Finish Frame

**Overall Size:** 24W x 23D x 34H  
**Seat:** 18W x 19.5D x 2.5T **Back:** 18.5W x 16.5H **Seat Range:** 19.75 Fixed  
**Arms to Floor:** 27.25 **Carton Wt:** 23 **UPS:** Yes **COM:** 0.75 yds  
**Carton:** 32L x 21W x 9H **Cube:** 3.5 **Options:** SW72  
**Features:** N/A **Control:** N/A  
**Notes:** Stacks with Models 8610 and 8620.  
 NJ and KY In-Stock: -30 FreeFlex® II Coal

Fabric	List Price
-30 FreeFlex® II Coal	285.00
A	300.00
B	315.00
C	335.00
R	370.00



**84710** Upholstered Plastic Wrap Around Back Visitor's Chair with Arms and Titanium Finish Frame

**Overall Size:** 24W x 23D x 33.75H  
**Seat:** 18W x 19D x 2.5T **Back:** 18.75W x 16H x 1T **Seat Range:** 18.75 Fixed  
**Arms to Floor:** 26.5 **Carton Wt:** 24 **UPS:** Yes **COM:** 0.75 yds  
**Carton:** 32L x 21W x 10H **Cube:** 3.89 **Options:** N/A  
**Features:** N/A **Control:** N/A  
**Notes:** Stacks with Models 8620 and 8640. **REPLACED 82710R**  
 KY and TX In-Stock: -30 FreeFlex® II Coal. **Stacks Up To 4.**

Fabric	List Price
-30 FreeFlex® II Coal	285.00
A	300.00
B	330.00
C	350.00
R	390.00



**84720** Upholstered Plastic Wrap Around Back Armless Visitor's Chair with Titanium Finish Frame

**Overall Size:** 24W x 23D x 33.75H  
**Seat:** 18W x 19D x 2.5T **Back:** 18.75W x 16.25H x 1T **Seat Range:** 18.75 Fixed  
**Arms to Floor:** N/A **Carton Wt:** 21 **UPS:** Yes **COM:** 0.75 yds  
**Carton:** 28L x 23W x 9H **Cube:** 3.35 **Options:** N/A  
**Features:** N/A **Control:** N/A  
**Notes:** Stacks with Models 8610 and 8640. **REPLACED 82720R.**  
 KY and TX In-Stock: -30 FreeFlex® II Coal. **Stacks Up To 4.**

Fabric	List Price
-30 FreeFlex® II Coal	265.00
A	280.00
B	310.00
C	330.00
R	365.00



**84740** Upholstered Plastic Wrap Around Back Visitor's Chair with Arms, Casters and Titanium Finish Frame

**Overall Size:** 24W x 23.25D x 34.5H  
**Seat:** 18W x 19D x 2.5T **Back:** 18.75W x 16.25H x 1T **Seat Range:** 19.5 Fixed  
**Arms to Floor:** 27.75 **Carton Wt:** 24 **UPS:** Yes **COM:** 0.75 yds  
**Carton:** 32L x 21W x 10H **Cube:** 3.88 **Options:** SW72  
**Features:** N/A **Control:** N/A  
**Notes:** Stacks with Models 8610 and 8620. **REPLACED 82740R.**  
 KY In-Stock: -30 FreeFlex® II Coal. **Stacks Up To 3.**

Fabric	List Price
-30 FreeFlex® II Coal	295.00
A	310.00
B	345.00
C	365.00
R	405.00

## Folding/Nesting Chairs



**69350** Soft PU Padded Back Frame Armless Folding Chair with Mesh Back, Padded Fabric Seat and Dual Wheel Carpet Casters in Black Finish (2-Pack)

**Overall Size:** 23W x 22D x 34H  
**Seat:** 18W x 19D x 2.5T **Back:** 19.75W x 20H **Seat Range:** 19.25 Fixed  
**Arms to Floor:** N/A **Carton Wt:** 48 **UPS:** Yes **COM:** 0.5 yd  
**Carton:** 24L x 24W x 22H **Cube:** 7.33 **Options:** CG50, SW70  
**Features:** N/A **Control:** N/A  
**Notes:** Seat Folds Up for Horizontal Nesting.  
 Sold in 2-Pack Only.

Fabric	List Price
-30 FreeFlex® II Coal	740.00
-R107 Dillon Black	820.00
A	780.00
B	820.00
C	880.00
R	960.00



**69349** Soft PU Padded Back Frame Folding Chair w/Arms, Mesh Back, Padded Fabric Seat and Dual Wheel Carpet Casters in Black Finish (2-Pack)

**Overall Size:** 24.5W x 22D x 34H  
**Seat:** 18W x 19D x 2.5T **Back:** 19.75W x 20H **Seat Range:** 19.25 Fixed  
**Arms to Floor:** 26.75 **Carton Wt:** 56 **UPS:** Yes **COM:** 0.5 yd  
**Carton:** 26L x 26W x 23H **Cube:** 8.99 **Options:** CG50, SW70  
**Features:** N/A **Control:** N/A  
**Notes:** Seat Folds Up for Horizontal Nesting.  
 Sold in 2-Pack Only.

Fabric	List Price
-30 FreeFlex® II Coal	815.00
-R107 Dillon Black	900.00
A	855.00
B	900.00
C	960.00
R	1040.00



**84220** Deluxe ProGrid® Mesh Back in Soft-Flex Frame Armless Folding Chair with Casters and Titanium Finish (2-Pack)  
 Overall Size: 24.75W x 24.25D x 36.25H  
 Seat: 18.25W x 19.25D x 3.75T Back: 18.5W x 18.5H Seat Range: 19.25 Fixed  
 Arms to Floor: N/A Carton Wt: 57 ISTA: 1A UPS: Yes COM: 0.75 yds  
 Carton: 26L x 25W x 23H Cube: 8.65 Options: SW72, CG60  
 Features: N/A Control: N/A  
 Notes: Seat Folds up for Horizontal Nesting. Sold in 2-Pack Only.  
 NJ, KY and TX In-Stock: -30 FreeFlex® II Coal

Fabric	List Price
-30 FreeFlex® II Coal	820.00
A	865.00
B	910.00
C	970.00
R	1080.00



**84440** Deluxe ProGrid® Mesh Back in Soft-Flex Frame Folding Chair with Arms, Casters and Titanium Finish (2-Pack)  
 Overall Size: 25W x 24.25D x 36.25H  
 Seat: 18.25W x 19.25D x 3.75T Back: 19W x 18.5H Seat Range: 19.25 Fixed  
 Arms to Floor: 27.5 Carton Wt: 62 ISTA: 1A UPS: Yes COM: 0.75 yds  
 Carton: 26L x 26W x 25H Cube: 9.78 Options: SW72, CG60  
 Features: N/A Control: N/A  
 Notes: Seat Folds up for Horizontal Nesting. Sold in 2-Pack Only  
 NJ, KY and TX In-Stock: -30 FreeFlex® II Coal. -R107 Dillon Black **Not** Stocked in KY.

Fabric	List Price
-30 FreeFlex® II Coal	910.00
-R107 Dillon Black	1010.00
A	960.00
B	1010.00
C	1075.00
R	1195.00



**83220** Ventilated Plastic Wrap Back Around in Soft-Flex Frame Armless Folding Chair with Casters and Titanium Finish (2-Pack)  
 Overall Size: 24.75W x 23.25D x 34.75H  
 Seat: 18.25W x 19D x 4T Back: 19W x 16.5H Seat Range: 19 Fixed  
 Arms to Floor: N/A Carton Wt: 52 ISTA: 1A UPS: Yes COM: 0.75 yds  
 Carton: 24L x 24W x 23H Cube: 7.6 Options: SW72, CG60  
 Features: N/A Control: N/A  
 Notes: Seat Folds up for Horizontal Nesting. Sold in 2-Pack Only  
 NJ, KY and TX In-Stock: -30 FreeFlex® II Coal

Fabric	List Price
-30 FreeFlex® II Coal	600.00
A	630.00
B	670.00
C	710.00
R	790.00



**84330** Ventilated Plastic Wrap Around Back in Soft-Flex Frame Folding Chair with Arms, Casters and Titanium Finish (2-Pack)  
 Overall Size: 25.25W x 23.25D x 34.75H  
 Seat: 18.25W x 19D x 4T Back: 19W x 16.5H Seat Range: 19 Fixed  
 Arms to Floor: 27.25 Carton Wt: 59 ISTA: 1A UPS: Yes COM: 0.75 yds  
 Carton: 26L x 26W x 25H Cube: 9.78 Options: SW72, CG60  
 Features: N/A Control: N/A  
 Notes: Seat Folds up for Horizontal Nesting. Sold in 2-Pack Only.  
 NJ, KY and TX In-Stock: -30 FreeFlex® II Coal

Fabric	List Price
-30 FreeFlex® II Coal	700.00
A	735.00
B	780.00
C	830.00
R	925.00

Options



**HM90B** ProGrid® Mesh Black Headrest  
**HM91B** ProGrid® Mesh Black Headrest  
**HM91W** ProGrid® Mesh White Headrest  
 Overall Size: 11.75W x 3.25D x 6.25H  
 Carton Wt: 3 UPS: Yes COM: N/A  
 Carton: 12L x 12W x 7H Cube: 0.58  
 Notes: **HM90B** fits 90662, 92892, 97720, 97720C  
**HM91B** fits 93720 **HM91W** fits 95672

Fabric	List Price
Black White	75.00

**SW70** Soft Wheel Caster (set of 5)  
 Carton Wt: 2 Cube: 0.2  
 Designed For: Most Work Smart & Space Chairs - See individual Chair Options  
 List Price: 42.00 (set of 5)

**SW72** Soft Wheel Caster (set of 4)  
 Carton Wt: 2 Cube: 0.2  
 Designed For: 84540, 82740R, 86740, 8640, 84220, 84440, 83220, & 84330  
 List Price: 35.00 (set of 4)

**SW392** Soft Wheel Caster (set of 5)  
 Carton Wt: 2 Cube: 0.2  
 Designed For: Angled Base Chairs. See Individual Chair Options  
 List Price: 45.00 (set of 5)

**CG60** Glides (Fixed Position - set of 4)  
 Carton Wt: 2 Cube: 0.2  
 Designed For: 84540, 82740R, 86740, 8640, 84220, 84440, 83220, & 84330  
 List Price: 35.00 (set of 4)

# pro·line II® Mesh Folding Chair, Power Station and Height Adjustable Tables



**81308 Deluxe ProGrid® Mesh Seat and Back Folding Chair with Black Finish Frame (2-Pack)**

**Overall Size:** 20.25W x 22D x 34.25H  
**Seat:** 17.5W x 18.25D **Back:** 20.25W x 11H **Seat Range:** 17.75 Fixed  
**Arms to Floor:** N/A **Carton Wt:** 32 **UPS:** Yes **COM:** N/A  
**Carton:** 43L x 21W x 7H **Cube:** 3.65 **Options:** N/A  
**Features:** N/A **Control:** N/A  
**Notes:** Sold in 2-Pack Only Gangable and Stackable. Patent# US D647,718 S

Fabric	List Price
ProGrid® Seat and Back	460.00 (2-Pack)
<b>400 lbs.</b>	

## Power Station



**PAS311-36 Power Anywhere Station, 3 A/C Outlets, 1 USB-C, 1 USB-A, 7.5 ft. Cord**

**Overall Size:** 12.75W x 12.5D x 35.75H  
**Column Size:** 3.5W x 3.5D  
**Carton Wt:** 16 **UPS:** Yes **COM:** N/A  
**Carton:** 39L x 15W x 15H **Cube:** 5.07 **Options:** N/A  
**Features:** UL962A, CUL962A  
**Notes:** 120V A/C, 60Hz (12V Max)

Finish	List Price
BK Black SV Silver WH White	350.00

## Height Adjustable Tables



**STH4848 Stealth 48" Corner Sit/Stand Electric Desk with 3-Programmable Height Memory, 2-USB Receptacles, 2 Cable Management Port**

**Overall Size:** 47.25W x 25.5D x 29.5 - 47.25H  
**Height Minimum:** 29.5 **Height Maximum:** 47.25  
**Carton Wt:** 89 **ISTA:** 6 **UPS:** Yes  
**Carton:** 42L x 30W x 7H **Cube:** 5.1  
**Desktop Weight Capacity:** 110 lbs.  
**Notes:** Wireless Charging, Center Drawer, Accessories/Headphone Hook, Cup Holder, Storage Tray, Easy Assembly

**adjustable height**

Finish	List Price
-WH White	950.00



**PMO4825WCF Primo Sit-to-Stand Electric Height Adjustable Desk with Electric One-Touch Controls, 4-Programmable Height Memory, 2-USB Ports**

**Overall Size:** 47.25W x 25.5D x 28.5 - 47H  
**Height Minimum:** 28.5 **Height Maximum:** 47  
**Carton Wt:** 65 **ISTA:** 6 **UPS:** Yes  
**Carton:** 52L x 30W x 7H **Cube:** 6.31  
**Desktop Weight Capacity:** 100 lbs.  
**Notes:** Laminate Top, Cup Holder, 2 Hooks, Simple Assembly,

**adjustable height**

**NEW**

Finish	List Price
White Carbon Fiber	625.00



**PMO4823/PMO4823B Primo 48" Sit/Stand Electric Height Adjustable Desk with Electric One-Touch Controls, and Programmable Height Memory**

**Overall Size:** 47.25W x 23.5D x 29.25 - 46.75H  
**Height Minimum:** 29.25 **Height Maximum:** 46.75  
**Carton Wt:** 55 **ISTA:** 6 **UPS:** Yes  
**Carton:** 27L x 13W x 6H **Cube:** 1.21  
**Desktop Weight Capacity:** 150 lbs.  
**Notes:** Laminate Top, Hook for Headphones, Simple Assembly

**adjustable height**

**NEW**

Finish	List Price
-WH White	450.00
<b>PMO4823B-LG</b> Black Base/ Light Grey Top	



**PMO6024/PMO6024B Primo 60" Sit/Stand Electric Height Adjustable Desk with Electric One-Touch Controls, and Programmable Height Memory**

**Overall Size:** 59W x 23.75D x 29.5 - 47H  
**Height Minimum:** 29.25 **Height Maximum:** 47  
**Carton Wt:** 75 **ISTA:** 6 **UPS:** Yes  
**Carton:** 62L x 27W x 6H **Cube:** 5.81  
**Desktop Weight Capacity:** 140 lbs.  
**Notes:** Laminate Top, Hook for Headphones, Simple Assembly

**adjustable height**

**NEW**

Finish	List Price
-WH White	595.00
<b>PMO6024B-LG</b> Black Base/ Light Grey Top	



**AM2030B** Black Anti-Fatigue Standing Mat

Overall Size: 30.5W x 20.5D x .75H  
 Carton Wt: 5 ISTA: 6 UPS: Yes  
 Carton: 32L x 21W x 1H Cube: 0.38 Options: N/A  
 Notes: Non-Toxic VOC Free, Stain and Slip Resistant

Finish	List Price
Black	75.00



**PRD3DF** 3-Drawer Mobile File with Fully Locking Drawers, Full Extensions Drawer Slides, and Letter-Size File Hangers

Overall Size: 14W x 19D x 26.75H  
 Carton Wt: 54 ISTA: 6 UPS: Yes  
 Carton: 27L x 22W x 17H Cube: 6.06 Options: N/A  
 Notes: Ships Assembled (Pop-In Caster and Drawer Handle Assembly Required), Locking Casters

Finish	List Price
White (-WH)	350.00

**NEW**



**PRD6024D** 60"W x 24"D Writing Desk with Storage in White Carbon Fiber Finish Top and White Finish Metal Legs

Overall Size: 59.5W x 23.5D x 30H  
 Carton Wt: 78 ISTA: 6 UPS: OS  
 Carton: 63L x 27W x 6H Cube: 5.9 Options: N/A  
 Notes: UPSable, Oversized Package

Finish	List Price
White Carbon Fiber (-WCF)	550.00

**NEW**



**PRD6060LD** 60"W x 60"D L-Desk with Storage in White Carbon Fiber Finish Top and White Finish Metal Legs

Overall Size: 59.5W x 59.5D x 30H  
 Carton Wt: 114 ISTA: 6 UPS: OS  
 Carton: 66L x 27W x 7H Cube: 7.21 Options: N/A  
 Notes: UPSable, Oversized Package

Finish	List Price
White Carbon Fiber (-WCF)	680.00

**NEW**



**NJ  
KY**

**PRD3048D** 48"W Writing Desk with Black or White Laminate Top and Black or White Finish Metal Legs

Overall Size: 47.75W x 30D x 29.5H  
 Carton Wt: 57 UPS: OS  
 Carton: 53L x 36W x 5H Cube: 5.52 Options: N/A  
 Notes: UPSable, Oversized Package.

Finish	List Price
White (-WH) or Black (-BLK) Laminate	495.00



**NJ  
KY**

**PRD3060D** 60" Writing Desk with Black or White Laminate Top and Black or White Finish Metal Legs

Overall Size: 60W x 30D x 29.5H  
 Carton Wt: 70 ISTA: 3A UPS: OS  
 Carton: 65L x 35W x 5H Cube: 5.26 Options: N/A  
 Notes: UPSable, Oversized Package

Finish	List Price
White (-WH) or Black (-BLK) Laminate	575.00










**NJ  
KY**

**PRD3060LD** L-Desk 60"W x 66"D in Black or White Laminate Top and Black or White Finish Metal Legs. L-Section Can Be Installed on Left or Right

Overall Size: 60W x 66D x 29.5H  
 Desk Size: 60W x 30D x 29.5H  
 Return Size: 36W x 20D x 29.5H  
 Carton Wt: 94 UPS: OS  
 Carton: 73L x 36W x 5H Cube: 7.6 Options: N/A  
 Notes: Return Will Connect Left or Right.

Finish	List Price
(-BLK) Black Laminate Top and Legs	795.00
(-WH) White Laminate Top and Legs	



	<p><b>NJ</b> <b>PRD5215</b> Privacy Screen for Prado PRD3060 and PRD3060D with 2 Silver Mounting Brackets</p> <p><b>Overall Size:</b> 52W x 15H  <b>Carton Wt:</b> 11 <b>UPS:</b> Yes  <b>Carton:</b> 55L x 16W x 3H <b>Cube:</b> 1.4 <b>Options:</b> N/A  <b>Notes:</b> Mounting Brackets Feature C-Clamp Design &amp; Screw to Underside of Laminate Top.</p>	<p><b>Finish</b></p> <p>Translucent/ Silver Frame</p>	<p><b>List Price</b></p> <p>330.00</p>
	<p><b>NJ</b> <b>PRD2415</b> Privacy Screen for Prado Return and 30" Deep Prado Desks with 2 Silver Mounting Brackets</p> <p><b>Overall Size:</b> 24W x 15H  <b>Carton Wt:</b> 9 <b>UPS:</b> Yes  <b>Carton:</b> 29L x 16W x 3H <b>Cube:</b> 0.75 <b>Options:</b> N/A  <b>Notes:</b> Mounting Brackets Feature C-Clamp Design &amp; Screw to Underside of Laminate Top.</p>	<p><b>Finish</b></p> <p>Translucent/ Silver Frame</p>	<p><b>List Price</b></p> <p>235.00</p>
	<p><b>NJ</b> <b>PRDPOW1</b> Prado Power Unit with Two USB 3.0 and Two Electrical Outlets</p> <p><b>Overall Size:</b> 3.2W x 3.2D x 2H</p> <p><b>Carton Wt:</b> 2 <b>UPS:</b> Yes  <b>Carton:</b> 4L x 4W x 4H <b>Cube:</b> 0.03 <b>Options:</b> N/A</p> <p><b>Notes:</b> Fits New Round Grommet Hole of PRD3060LD and PRD3060D (80mm Diameter).</p>	<p><b>Finish</b></p> <p>Black</p>	<p><b>List Price</b></p> <p>145.00</p>
	<p><b>KY</b> <b>PRD42RT</b> 42" Round Conference Table with Black or White Laminate Top and Metal Legs</p> <p><b>Overall Size:</b> 42W x 42D x 29.5H  <b>Desk Size:</b> 42W x 42D x 1T</p> <p><b>Carton Wt:</b> 53 <b>ISTA:</b> 3A <b>UPS:</b> OS  <b>Carton:</b> 46L x 46W x 5H <b>Cube:</b> 6.12 <b>Options:</b> N/A  <b>Notes:</b></p>	<p><b>Finish</b></p> <p>White (-WH) or Black (-BLK) Laminate</p>	<p><b>List Price</b></p> <p>550.00</p>
	<p><b>NJ</b> <b>KY</b> <b>PRD3230</b> 30" High 2-Shelf Bookcase with 1 Adjustable Shelf, 3/4" Shelf Thickness in Black or White Laminate</p> <p><b>Overall Size:</b> 31.5W x 11.75D x 29.75H</p> <p><b>Carton Wt:</b> 47 <b>UPS:</b> Yes  <b>Carton:</b> 35L x 33W x 3H <b>Cube:</b> 2.0 <b>Options:</b> N/A  <b>Notes:</b></p>	<p><b>Finish</b></p> <p>White (-WH) or Black (-BLK) Laminate</p>	<p><b>List Price</b></p> <p>265.00</p>
	<p><b>NJ</b> <b>KY</b> <b>PRD3248</b> 48" High 3-Shelf Bookcase with 2 Adjustable Shelves, 3/4" Shelf Thickness in Black or White Laminate</p> <p><b>Overall Size:</b> 31.5W x 12D x 48H</p> <p><b>Carton Wt:</b> 68 <b>UPS:</b> Yes  <b>Carton:</b> 49L x 33W x 3H <b>Cube:</b> 2.8 <b>Options:</b> N/A  <b>Notes:</b></p>	<p><b>Finish</b></p> <p>White (-WH) or Black (-BLK) Laminate</p>	<p><b>List Price</b></p> <p>355.00</p>
	<p><b>PRD3260</b> 60" High 4-Shelf Bookcase with 2 Adjustable and 2 Fixed Shelves, 3/4" Shelf Thickness in Black or White Laminate</p> <p><b>Overall Size:</b> 31.5W x 12D x 60H</p> <p><b>Carton Wt:</b> 93 <b>UPS:</b> OS  <b>Carton:</b> 62L x 34W x 4H <b>Cube:</b> 4.87 <b>Options:</b> N/A  <b>Notes:</b></p>	<p><b>Finish</b></p> <p>White (-WH) or Black (-BLK) Laminate</p>	<p><b>List Price</b></p> <p>425.00</p>

# LOUNGE



**FL80228AL-U6**  
Black Faux Leather



**ARA-BY7**  
Charcoal



**SHE-K26**  
Charcoal

## LOUNGE OFFERINGS

- Custom Upholstery... pages 122-125
- Modular Lounge... pages 125-126
- Collections... pages 127-133
- Accent Metal... pages 134-135
- Accent Wood... pages 138-140
- Wood Guest... pages 140-141
- Occasional Tables... pages 141-143



**BRK-R45**  
Navy



**SL50551-R107**  
Dillon Black



**NAP97URB-EC3**  
Black Bonded Leather

**Brooklyn Tables**  
now with black (-BK) and  
white (-WH) tops  
**MG0920R-BK** Black



The expansive LOUNGE offering provides a wide range of designs, materials and price points for areas ranging from casual-style "resimercial" offices to lobby/lounge areas and much more. Choose custom upholstered or stock lounge collections. Upholstered accent seating with metal or wood frame/finish. Wood chairs in multiple styles, finishes and custom fabric. Plus, several styles of occasional tables.



Shown in Dillon Lipstick -R100



Shown in Dillon Blue -R105

**PAC51** Custom Fabric Pacific Armchair with Chrome Finish Legs

**Overall Size:** 32W x 30.5D x 29.5H  
**Seat:** 23W x 22D x 5T  
**Back:** 23W x 12.25H x 4.75T **Seat Height:** 17.75  
**Carton Wt:** 49 **UPS:** OS **COM:** 6 yds.  
**Carton:** 30L x 29W x 24H **Cube:** 12.08  
**Notes:** UPSable, Oversized Package.

**For In-Stock Fabrics, please see page 127-129.**

Fabric	List Price
Chrome Finish Custom Fabric	
Dillon	900.00
A	825.00
B	900.00
C	1095.00
R	1295.00



Shown in Dillon Blue -R105

**PAC52** Custom Fabric Pacific Loveseat with Chrome Finish Legs

**Overall Size:** 51.5W x 30.5D x 29.5H  
**Seat:** 42W x 22D x 5T  
**Back:** 42W x 12.25H x 4.75T **Seat Height:** 17.75  
**Carton Wt:** 67 **LTL:** Yes **COM:** 10 yds.  
**Carton:** 43L x 30W x 22H **Cube:** 16.42  
**Notes:** UPSable, Oversized Package.

**For In-Stock Fabrics, please see page 127-129.**

Fabric	List Price
Chrome Finish Custom Fabric	
Dillon	1295.00
A	1125.00
B	1295.00
C	1600.00
R	2025.00



Shown in Dillon Blue -R105

**PAC53** Custom Fabric Pacific Sofa with Chrome Finish Legs

**Overall Size:** 72.5W x 30.5D x 29.5H  
**Seat:** 63.5W x 22D x 5T  
**Back:** 63.5W x 12.25H x 4.75T **Seat Height:** 17.75  
**Carton Wt:** 99 **LTL:** Yes **COM:** 14 yds.  
**Carton:** 65L x 31W x 22H **Cube:** 25.65  
**Notes:** Non-UPSable.

**For In-Stock Fabrics, please see page 127-129.**

Fabric	List Price
Chrome Finish Custom Fabric	
Dillon	1795.00
A	1575.00
B	1795.00
C	2300.00
R	2785.00

**Dillon featuring Silver Ion Technology\* (Antimicrobial\*\*)**

*Recommended Upholstery for Pacific*

\*Fabric is treated with Silver Ion Technology, an antimicrobial agent, to protect the fabric from mold, mildew, and odor-causing bacteria.

Embedded directly into the fabric, this technology helps the product stay cleaner and fresher. Easy-clean with water or solvent-based cleaners.

**Disinfects with 5:1 water/bleach solution.** PVC free. Phthalate and lead compliant. Heavy-duty 200,000 double-rub abrasion resistance.




-R100 | Lipstick




-R101 | Snow



-R102 | Java



-R103 | Stratus



-R104 | Buff



-R105 | Blue




-R106 | Sage



-R107 | Black



-R111 | Graphite



-R112 | Steel

\* Silver ion technology is an antimicrobial agent that protects the fabric from mold and mildew and controls odor. It does not protect the user or others from germs, viruses, disease organisms, or other bacteria. No public health claim is made or implied.





ATL Collection in -R105 Dillon Blue



Shown in Dillon Black -R107

**ATL51** Custom Fabric Atlantic Armchair with a Single UL Approved AC and USB 3.0 Charging Station, Chrome Finish Legs.

**Overall Size:** 32W x 30.5D x 29.5H

**Seat:** 23W x 22D x 5T

**Back:** 23W x 12.25H x 4.75T **Seat Height:** 17.75

**Carton Wt:** 53 **UPS:** OS **COM:** 6 yds.

**Carton:** 30L x 29W x 24H **Cube:** 12.08

**Notes:** UPSable, Oversized Package. **Single Power Unit.** UL Certified.

**For stock fabrics, please see page 130.**

Fabric	List Price
Chrome Finish	
Custom Fabric	
Dillon	1095.00
A	950.00
B	1095.00
C	1295.00
R	1525.00



Shown in Dillon Black -R107

**ATL52** Custom Fabric Atlantic Loveseat with Dual UL Approved AC and USB 3.0 Charging Station, Chrome Finish Legs.

**Overall Size:** 51.5W x 30.5D x 29.5H

**Seat:** 42W x 22D x 5T

**Back:** 42W x 12.25H x 4.75T **Seat Height:** 17.75

**Carton Wt:** 72 **UPS:** OS **COM:** 10 yds.

**Carton:** 43L x 30W x 22H **Cube:** 16.42

**Notes:** UPSable, Oversized Package. **Dual Power Unit.** UL Certified.

**For stock fabrics, please see page 130.**

Fabric	List Price
Chrome Finish	
Custom Fabric	
Dillon	1495.00
A	1300.00
B	1495.00
C	1795.00
R	2195.00



Shown in Dillon Black -R107

**ATL53** Custom Fabric Atlantic Sofa with Dual UL Approved AC and USB 3.0 Charging Station, Chrome Finish Legs

**Overall Size:** 72.5W x 30.5D x 29.5H

**Seat:** 63.5W x 22D x 5T

**Back:** 63.5W x 12.25H x 4.75T **Seat Height:** 17.75

**Carton Wt:** 100 **LTL:** Yes **COM:** 14 yds.

**Carton:** 64L x 31W x 22H **Cube:** 25.25

**Notes:** Non-UPSable. **Dual Power Unit.** UL Certified.

**For stock fabrics, please see page 130.**

Fabric	List Price
Chrome Finish	
Custom Fabric	
Dillon	2125.00
A	1850.00
B	2125.00
C	2500.00
R	2950.00





-R103 (arms) and -K101 (seat/back)

**MST51** Custom Fabric Main Street Chair with Espresso Finish Wood Accents

**Overall Size:** 29.5W x 30.5D x 33.25H **Seat:** 23.75W x 21.75D x 12T

**Back:** 24W x 16.75H x 6.5T **Seat Height:** 18 **Arms to Floor:** 26.25

**COM: Total:** 5 yds **Seat & Back Only:** 3 yds **Arms Only:** 1.75 yds

**Carton Wt:** 54 **UPS:** Yes **Carton:** 29L x 24W x 24H **Cube:** 9.66

**Options:** N/A **Features:** N/A **Control:** N/A

**Notes:** Rated for 275 lbs. of distributed weight

**For stock fabrics, please see page 139.**

Fabric	List Price
Espresso Finish with 2-Tone Custom Grade B Fabric Options	1375.00
A	1195.00
B	1375.00
C	1550.00
R	1750.00



-R103 (arms) and -K100 (seat/back)

**MST52** Custom Fabric Main Street Loveseat with Espresso Finish Wood Accents

**Overall Size:** 49.25W x 30.5D x 33.25H **Seat:** 43.5W x 21.75D x 12T

**Back:** 43.5W x 16.75H x 6.5T **Seat Height:** 18 **Arms to Floor:** 26.25

**COM: Total:** 6 yds **Seat & Back Only:** 4 yds **Arms Only:** 1.75 yds

**Carton Wt:** 86 **UPS:** OS **Carton:** 46L x 29W x 22H **Cube:** 16.98

**Options:** N/A **Features:** N/A **Control:** N/A

**Notes:** Rated for 529 lbs. of distributed weight

**For stock fabrics, please see page 139.**

Fabric	List Price
Espresso Finish with 2-Tone Custom Grade B Fabric Options	2000.00
A	1795.00
B	2000.00
C	2250.00
R	2600.00



-R103 (arms) and -K100 (seat/back)

**MST53** Custom Fabric Main Street Sofa with Espresso Finish Wood Accents

**Overall Size:** 75W x 30.5D x 33.25H **Seat:** 69.25W x 21.75D x 12T

**Back:** 69.5W x 16.75H x 6.5T **Seat Height:** 18 **Arms to Floor:** 26.25

**COM: Total:** 7.5 yds **Seat & Back Only:** 5.25 yds **Arms Only:** 1.75 yds

**Carton Wt:** 111 **LTL:** Yes **Carton:** 69L x 29W x 22H **Cube:** 25.47

**Options:** N/A **Features:** N/A **Control:** N/A

**Notes:** Rated for 650 lbs. of distributed weight

**For stock fabrics, please see page 139.**

Fabric	List Price
Espresso Finish with 2-Tone Custom Grade B Fabric Options	3100.00
A	2775.00
B	3100.00
C	3500.00
R	3950.00

**B grade fabric** Dillon/Fine Tune & City Park **2-Tone Custom Upholstery Options**

-R103 | Stratus  
 -R107 | Black  
 -K100 | Luna  
 -K101 | Onyx  
 -R102 | Java  
 -K104 | Cocoa  
 -R104 | Buff  
 -K107 | Domino  
 -K108 | Steely  
 -K110 | Walnut  
 -K106 | Birch

\*MST51, MST52 and MST53 recommended fabric options. Not applicable on MST55.



Main Street Collection beautifully wrapped in Grade A Dillon -R103 Stratus with seat and back covered in Grade B Fine Tune -K102 Ash fabric



Shown in:  
-K107 City Park Domino/-R107 Dillon Black

**SF8471** Custom Fabric Club Chair with Cherry Finish Legs.  
Shipped Assembled with Legs Unmounted  
**Overall Size:** 31.5W x 34.25D x 30H  
**Seat:** 21.25W x 20.5D x 14.25T  
**Back:** 21.25W x 14.25H x 9T **Seat Height:** 17.25  
**Carton Wt:** 62 **LTL:** Yes **COM:** 6 yds  
**Carton:** 34L x 32W x 30H **Cube:** 18.88  
**Notes:** Rated for 300 lbs. of distributed weight  
**ANSI/BIFMA Tested**



Fabric	List Price
Cherry Finish Custom Fabric	
A	1195.00
B	1350.00
C	1475.00
R	1675.00



Shown in:  
-K107 City Park Domino/-R107 Dillon Black

**SF8472** Custom Fabric Loveseat with Cherry Finish Legs.  
Shipped Assembled with Legs Unmounted  
**Overall Size:** 57.75W x 34.25D x 30H  
**Seat:** 47.5W x 20.5D x 14.25T  
**Back:** 47.5W x 14.25H x 9T **Seat Height:** 17.25  
**Carton Wt:** 84 **LTL:** Yes **COM:** 9 yds  
**Carton:** 59L x 34W x 30H **Cube:** 34.82  
**Notes:** Rated for 500 lbs. of distributed weight  
**ANSI/BIFMA Tested**



Fabric	List Price
Cherry Finish Custom Fabric	
A	1995.00
B	2125.00
C	2295.00
R	2650.00



Shown in:  
-K107 City Park Domino/-R107 Dillon Black

**SF8473** Custom Fabric Sofa with Cherry Finish Legs.  
Shipped Assembled with Legs Unmounted  
**Overall Size:** 77W x 34.25D x 30H  
**Seat:** 67.5W x 20.5D x 14.25T  
**Back:** 67.5W x 14.25H x 9T **Seat Height:** 17.25  
**Carton Wt:** 111 **LTL:** Yes **COM:** 12 yds  
**Carton:** 78L x 34W x 30H **Cube:** 46.04  
**Notes:** Rated for 675 lbs. of distributed weight  
**ANSI/BIFMA Tested**



Fabric	List Price
Cherry Finish Custom Fabric	
A	2595.00
B	2750.00
C	3050.00
R	3375.00

## Modular Lounge



NJ  
KY  
TX

**WST51A** Wall Street Armchair with Chrome Base  
**Overall Size:** 30.5W x 28D x 31H  
**Seat:** 23W x 22D x 6.5T **Back:** 23.5W x 15.5H x 6.5T **Seat Range:** 17.5 Fixed  
**Arms to Floor:** 24.75 **Carton Wt:** 70 **UPS:** OS **COM:** N/A  
**Carton:** 31L x 26W x 24H **Cube:** 11.19 **Options:** N/A  
**Features:** N/A **Control:** N/A  
**Notes:** Stand Alone. Oversized.  
**TX In-Stock:** -B18 Black and -E34 Espresso. **KY In-Stock:** -B18 Black

Fabric	List Price
Faux Leather -B18 Black -E34 Espresso -W32 White -U22 Smoke	840.00



NJ  
KY  
TX

**WST51LF** Left Arm Facing Wall Street Modular Component with Chrome Base  
**Overall Size:** 27.25W x 28.5D x 31H  
**Seat:** 23.5W x 21.5D x 5.25T **Back:** 23.5W x 15.75H x 6T **Seat Range:** 17.5 Fixed  
**Arms to Floor:** 26 **Carton Wt:** 55 **UPS:** 78 **COM:** N/A  
**Carton:** 29L x 25W x 22H **Cube:** 9.24 **Options:** N/A  
**Features:** N/A **Control:** N/A  
**Notes:** Use as Part of Sofa, Loveseat or Sectional.  
**TX In-Stock:** -B18 Black. **KY In-Stock:** -B18 Black

Fabric	List Price
Faux Leather -B18 Black -E34 Espresso -W32 White -U22 Smoke	735.00



NJ  
KY  
TX

**WST51N** Armless Wall Street Modular Component with Chrome Base  
**Overall Size:** 23W x 28D x 31H  
**Seat:** 23W x 22D **Back:** 23.5W x 15.5H x 6.5 **Seat Range:** 17.5 Fixed  
**Arms to Floor:** N/A **Carton Wt:** 39 **UPS:** 58 **COM:** N/A  
**Carton:** 26L x 25W x 18H **Cube:** 6.77 **Options:** N/A  
**Features:** N/A **Control:** N/A  
**Notes:** Use as Stand Alone or Part of Sofa, Loveseat or Sectional.  
**TX In-Stock:** -B18 Black, **KY In-Stock:** -B18 Black, -W32 White, -U22 Smoke

Fabric	List Price
Faux Leather -B18 Black -E34 Espresso -W32 White -U22 Smoke	600.00



NJ  
KY  
TX

**WST51RF** Right Arm Facing Wall Street Modular Component with Chrome Base

**Overall Size:** 27W x 28D x 31H  
**Seat:** 23W x 22D **Back:** 23.5W x 15.5H x 6.5T **Seat Range:** 17.5 Fixed  
**Arms to Floor:** 26 **Carton Wt:** 55 **UPS:** Yes **COM:** N/A  
**Carton:** 29L x 24W x 23H **Cube:** 9.26 **Options:** N/A  
**Features:** N/A **Control:** N/A  
**Notes:** Use as Part of Sofa, Loveseat or Sectional  
**TX In-Stock:** -B18 Black, **KY In-Stock:** -B18

Fabric	List Price
Faux Leather -B18 Black -E34 Espresso -W32 White -U22 Smoke	735.00



NJ  
KY  
TX

**WST51C** Corner Wall Street Modular Component with Chrome Base

**Overall Size:** 28W x 28D x 31H  
**Seat:** 23W x 22D **Back:** 24W x 15.5H x 6.5T **Seat Range:** 17.5 Fixed  
**Arms to Floor:** N/A **Carton Wt:** 54 **UPS:** OS **COM:** N/A  
**Carton:** 29L x 26W x 25H **Cube:** 10.91 **Options:** N/A  
**Features:** N/A **Control:** N/A  
**Notes:** Use as Part of Corner Sectional. Oversized.  
**TX In-Stock:** -B18 Black. **KY In-Stock:** -B18 Black

Fabric	List Price
Faux Leather -B18 Black -E34 Espresso -W32 White -U22 Smoke	795.00



KY  
TX

**WST51P** Center Wall Street Modular Component, Chrome Base with AC and USB 3.0 Charging Station.

**Overall Size:** 6.5W x 28.25D x 20H  
**Carton Wt:** 19 **UPS:** Yes **COM:** N/A  
**Carton:** 29L x 21W x 7H **Cube:** 2.46 **Options:** N/A  
**Features:** N/A **Control:** N/A  
**Notes:** UL Certified. **KY and TX In-Stock:** -B18 Black

Fabric	List Price
Faux Leather -B18 Black -E34 Espresso -W32 White -U22 Smoke	415.00







**NJ KY** PAC51 Pacific Armchair in Silver Ion Technology\* Dillon with Chrome Finish Legs



**Overall Size:** 32W x 30.5D x 29.5H  
**Seat:** 23W x 22D x 5T **Back:** 23W x 12.25H x 4.75T **Seat Range:** 17.75 Fixed  
**Arms to Floor:** 24.75 **Carton Wt:** 49 **UPS:** OS **COM:** 6 yds.  
**Carton:** 30L x 29W x 24H **Cube:** 12.08 **Options:** N/A  
**Features:** N/A **Control:** N/A  
**Notes:** UPSable, Oversized Package.  
**NJ In-Stock:** -R100, -R101, -R102, -R103, -R105, -R107, -R111, -R112.  
**KY In-Stock:** -R101, -R105, -R107  
**For additional Custom Fabrics, please see page 122.**

Fabric	List Price
Dillon	900.00
<a href="#">See left for In-Stock colors</a>	

**NJ KY** PAC52 Pacific Loveseat in Silver Ion Technology\* Dillon with Chrome Finish Legs



**Overall Size:** 51.5W x 30.5D x 29.5H  
**Seat:** 42W x 22D x 5T **Back:** 42W x 12.25H x 4.75T **Seat Range:** 17.75 Fixed  
**Arms to Floor:** 24.75 **Carton Wt:** 67 **LTL:** Yes **COM:** 10 yds.  
**Carton:** 43L x 30W x 22H **Cube:** 16.42 **Options:** N/A  
**Features:** N/A **Control:** N/A  
**Notes:** UPSable, Oversized Package.  
**NJ In-Stock:** -R100, -R101, -R102, -R103, -R105, -R107, -R111, -R112.  
**KY In-Stock:** -R101, -R105, -R107  
**For additional Custom Fabrics, please see page 122.**

Fabric	List Price
Dillon	1295.00
<a href="#">See left for In-Stock colors</a>	

**NJ KY** PAC53 Pacific Sofa in Silver Ion Technology\* Dillon with Chrome Finish Legs



**Overall Size:** 72.5W x 30.5D x 29.5H  
**Seat:** 63.5W x 22D x 5T **Back:** 63.5W x 12.25H x 4.75T **Seat Range:** 17.75 Fixed  
**Arms to Floor:** 24.75 **Carton Wt:** 99 **LTL:** Yes **COM:** 14 yds.  
**Carton:** 65L x 31W x 22H **Cube:** 25.65 **Options:** N/A  
**Features:** N/A **Control:** N/A  
**Notes:** Non-UPSable.  
**NJ In-Stock:** -R100, -R101, -R102, -R103, -R105, -R107, -R111, -R112.  
**KY In-Stock:** R105, -R107  
**For additional Custom Fabrics, please see page 122.**

Fabric	List Price
Dillon	1795.00
<a href="#">See left for In-Stock colors</a>	

**Dillon featuring Silver Ion Technology\* (Antimicrobial\*\*)**



-R101 | Snow



-R107 | Black



-R105 | Blue

\*Fabric is treated with Silver Ion Technology, an antimicrobial agent, to protect the fabric from mold, mildew, and odor-causing bacteria. Embedded directly into the fabric, this technology helps the product stay cleaner and fresher. Easy-clean with water or solvent-based cleaners. Disinfects with 5:1 water/bleach solution. PVC free. Phthalate and lead compliant. Heavy-duty 200,000 double-rub abrasion resistance.

\* Silver ion technology is an antimicrobial agent that protects the fabric from mold and mildew and controls odor. It does not protect the user or others from germs, viruses, disease organisms, or other bacteria. No public health claim is made or implied.





**NJ  
KY**

**PAC51 Pacific Armchair in Mid-Century Fabric with Chrome Finish Legs**

**Overall Size:** 32W x 30.5D x 29.5H

**Seat:** 23W x 22D x 5T **Back:** 23W x 12.25H x 4.75T **Seat Range:** 17.75 Fixed

**Arms to Floor:** 24.75 **Carton Wt:** 49 **UPS:** OS **COM:** 6 yds.

**Carton:** 30L x 29W x 24H **Cube:** 12.08 **Options:** N/A

**Features:** N/A **Control:** N/A

**Notes:** UPSable, Oversized Package. NJ In-Stock: -M19 and -M59

**KY In-Stock:** -M5 Tangerine, -M17 Green, -M19 Navy.

**For additional Custom Fabrics, please see page 122.**

Fabric	List Price
-M5 Tangerine	710.00
-M17 Green	
-M19 Navy	
-M52 Cream	
-M59 Cement	



**NJ**

**PAC52 Pacific Loveseat in Mid-Century Fabric with Chrome Finish Legs**

**Overall Size:** 51.5W x 30.5D x 29.5H

**Seat:** 42W x 22D x 5T **Back:** 42W x 12.25H x 4.75T **Seat Range:** 17.75 Fixed

**Arms to Floor:** 24.75 **Carton Wt:** 67 **LTL:** Yes **COM:** 10 yds.

**Carton:** 43L x 30W x 22H **Cube:** 16.42 **Options:** N/A

**Features:** N/A **Control:** N/A

**Notes:** UPSable, Oversized Package. NJ In-Stock: -M19 and -M59

**For additional Custom Fabrics, please see page 122.**

Fabric	List Price
-M5 Tangerine	975.00
-M17 Green	
-M19 Navy	
-M52 Cream	
-M59 Cement	



**NJ**

**PAC53 Pacific Sofa in Mid-Century Fabric with Chrome Finish Legs**

**Overall Size:** 72.5W x 30.5D x 29.5H

**Seat:** 63.5W x 22D x 5T **Back:** 63.5W x 12.25H x 4.75T **Seat Range:** 17.75 Fixed

**Arms to Floor:** 24.75 **Carton Wt:** 99 **LTL:** Yes **COM:** 14 yds.

**Carton:** 65L x 31W x 22H **Cube:** 25.65 **Options:** N/A


**Features:** N/A **Control:** N/A

**Notes:** Non-UPSable. NJ In-Stock: -M19 and -M59

**For additional Custom Fabrics, please see page 122.**

Fabric	List Price
-M17 Green	1375.00
-M19 Navy	
-M59 Cement	

Mid-Century Solids:



-M5 | Tangerine



-M17 | Green



-M19 | Navy



-M52 | Cream



-M59 | Cement



NJ  
KY  
TX

**PAC51 Pacific Armchair in Vinyl with Chrome Finish Legs**



**Overall Size:** 32W x 30.5D x 29.5H  
**Seat:** 23W x 22D x 5T **Back:** 23W x 12.25H x 4.75T **Seat Range:** 17.75 Fixed  
**Arms to Floor:** 24.75 **Carton Wt:** 49 **UPS:** OS **COM:** 6 yds.  
**Carton:** 30L x 29W x 24H **Cube:** 12.08 **Options:** N/A  
**Features:** N/A **Control:** N/A  
**Notes:** UPSable, Oversized Package.  
[NJ In-Stock: -V18, -V34](#) • [TX In-Stock: -V18](#)  
[KY In-Stock: -V18, -V34](#)  
 For additional Custom Fabrics, please see page 122.

Fabric	List Price
Vinyl / Faux Leather	695.00
<a href="#">See left for Vinyl/Faux Leather In-Stock colors</a>	

NJ  
KY  
TX

**PAC52 Pacific Loveseat in Vinyl with Chrome Finish Legs**



**Overall Size:** 51.5W x 30.5D x 29.5H  
**Seat:** 42W x 22D x 5T **Back:** 42W x 12.25H x 4.75T **Seat Range:** 17.75 Fixed  
**Arms to Floor:** 24.75 **Carton Wt:** 67 **LTL:** Yes **COM:** 10 yds.  
**Carton:** 43L x 30W x 22H **Cube:** 16.42 **Options:** N/A  
**Features:** N/A **Control:** N/A  
**Notes:** UPSable, Oversized Package.  
[NJ In-Stock: -V18, -V34](#) • [TX In-Stock: -V18](#)  
[KY In-Stock: -V18, -V34](#)  
 For additional Custom Fabrics, please see page 122.

Fabric	List Price
Vinyl / Faux Leather	950.00
<a href="#">See left for Vinyl/Faux Leather In-Stock colors</a>	


NJ  
KY  
TX

**PAC53 Pacific Sofa in Vinyl with Chrome Finish Legs**



**Overall Size:** 72.5W x 30.5D x 29.5H  
**Seat:** 63.5W x 22D x 5T **Back:** 63.5W x 12.25H x 4.75T **Seat Range:** 17.75 Fixed  
**Arms to Floor:** 24.75 **Carton Wt:** 99 **LTL:** Yes **COM:** 14 yds.  
**Carton:** 65L x 31W x 22H **Cube:** 25.65 **Options:** N/A  
**Features:** N/A **Control:** N/A  
**Notes:** Non-UPSable.  
[NJ In-Stock: -V18, -V34](#) • [TX In-Stock: -V18](#)  
[KY In-Stock: -V18, V-34](#)  
 For additional Custom Fabrics, please see page 122.

Fabric	List Price
Vinyl / Faux Leather	1350.00
<a href="#">See left for Vinyl/Faux Leather In-Stock colors</a>	



-V18 | Vinyl Black



-V34 | Vinyl Espresso

**NJ  
KY**

**ATL51 Atlantic Armchair in Silver Ion Technology\* Dillon with a Single UL Approved AC and USB 3.0 Charging Station, Chrome Finish Legs**



**Overall Size:** 32W x 30.5D x 29.5H  
**Seat:** 23W x 22D x 5T **Back:** 23W x 12.25H x 4.75T **Seat Range:** 17.75 Fixed  
**Arms to Floor:** 24.75 **Carton Wt:** 53 **UPS:** OS **COM:** N/A  
**Carton:** 30L x 29W x 24H **Cube:** 12.08 **Options:** N/A

**Features:** N/A **Control:** N/A  
**Notes:** UPSable, Oversized Package. **Single Power Unit.** UL Certified.  
 KY In-Stock: -R101, -R105, -R107  
**For additional Custom Fabrics, please see page 123.**

Fabric	List Price
-R101 Dillon Snow -R105 Dillon Blue -R107 Dillon Black	1095.00

**NJ  
KY**

**ATL52 Atlantic Loveseat in Silver Ion Technology\* Dillon with Dual UL Approved AC and USB 3.0 Charging Station, Chrome Finish Legs**



**Overall Size:** 51.5W x 30.5D x 29.5H  
**Seat:** 42W x 22D x 5T **Back:** 42W x 12.25H x 4.75T **Seat Range:** 17.75 Fixed  
**Arms to Floor:** 24.75 **Carton Wt:** 72 **UPS:** OS **COM:** N/A  
**Carton:** 43L x 30W x 22H **Cube:** 16.42 **Options:** N/A

**Features:** N/A **Control:** N/A  
**Notes:** UPSable, Oversized Package. **Dual Power Unit.** UL Certified. KY In-Stock: -R101, -R105, -R107. **For additional Custom Fabrics, please see page 123.**

Fabric	List Price
-R101 Dillon Snow -R105 Dillon Blue -R107 Dillon Black	1495.00

**NJ  
KY**

**ATL53 Atlantic Sofa in Silver Ion Technology\* with Dual UL Approved AC and USB 3.0 Charging Station, Chrome Finish Legs**



**Overall Size:** 72.5W x 30.5D x 29.5H  
**Seat:** 63.5W x 22D x 5T **Back:** 63.5W x 12.25H x 4.75T **Seat Range:** 17.75 Fixed  
**Arms to Floor:** 24.75 **Carton Wt:** 100 **LTL:** Yes **COM:** N/A  
**Carton:** 64L x 31W x 22H **Cube:** 25.25 **Options:** N/A

**Features:** N/A **Control:** N/A  
**Notes:** Non-UPSable. **Dual Power Unit.** UL Certified. KY In-Stock: -R105, -R107.

**For additional Custom Fabrics, please see page 123.**

Fabric	List Price
-R101 Dillon Snow -R105 Dillon Blue -R107 Dillon Black	2125.00

**NJ**

**SL5601 Lounge Chair with Chrome Finish Legs**



**Overall Size:** 26W x 28.75D x 33.5H  
**Seat:** 20.75W x 18.5D x 5.5T **Back:** 21.25W x 14.25H x 5T **Seat Range:** 19.5 Fixed  
**Arms to Floor:** 24.25 **Carton Wt:** 47 **ISTA:** 3A **UPS:** Yes **COM:** N/A  
**Carton:** 29L x 27W x 18H **Cube:** 8.15 **Options:** N/A

**Features:** N/A **Control:** N/A  
**Notes:**

Fabric	List Price
-SK2 Charcoal  Faux Leather -P52 Smoke -PD28 Cream	795.00

**NJ**

**SL5602 Loveseat with Chrome Finish Legs**



**Overall Size:** 48W x 28.75D x 33.5H  
**Seat:** 45.5W x 18.5D x 5.5T **Back:** 43W x 14.25H x 5T **Seat Range:** 19.5 Fixed  
**Arms to Floor:** 24.75 **Carton Wt:** 64 **ISTA:** 3A **UPS:** OS **COM:** N/A  
**Carton:** 50L x 29W x 18H **Cube:** 15.10 **Options:** N/A

**Features:** N/A **Control:** N/A  
**Notes:**

Fabric	List Price
-SK2 Charcoal  Faux Leather -P52 Smoke -PD28 Cream	945.00

**NJ**

**SL5603 Sofa with Chrome Finish Legs**



**Overall Size:** 63.5W x 28.75D x 33.5H  
**Seat:** 58W x 18.5D x 5.5T **Back:** 58.5W x 14.25H x 5T **Seat Range:** 19.5 Fixed  
**Arms to Floor:** 24.75 **Carton Wt:** 77 **ISTA:** 3A **LTL:** Yes **COM:** N/A  
**Carton:** 65L x 29W x 18H **Cube:** 19.63 **Options:** N/A

**Features:** N/A **Control:** N/A  
**Notes:**

Fabric	List Price
-SK2 Charcoal  Faux Leather -P52 Smoke -PD28 Cream	1260.00





**NJ SL50551** Club Chair in **Silver Ion Technology\*** Dillon with Chrome Legs.  
Shipped Assembled with Legs Unmounted  
**Overall Size:** 37W x 33.25D x 34.75H  
**Seat:** 27W x 21.5D x 10.25T  
**Back:** 28.25W x 17.5H x 5.75T **Seat Height:** 18.75  
**Carton Wt:** 61 **UPS:** OS **COM:** N/A  
**Carton:** 38L x 31W x 20H **Cube:** 13.63  
**Notes:** Rated for 275 lbs. of distributed weight.  
 UPSable, Oversized Package.

Fabric	List Price
-R105 Dillon Blue -R107 Dillon Black	895.00



**NJ SL50552** Loveseat in **Silver Ion Technology\*** Dillon with Chrome Legs.  
Shipped Assembled with Legs Unmounted  
**Overall Size:** 59W x 33.75D x 36H  
**Seat:** 49W x 21.5D x 11T  
**Back:** 51W x 18H x 5.5T **Seat Height:** 18.25  
**Carton Wt:** 81 **UPS:** OS **COM:** N/A  
**Carton:** 60L x 31W x 20H **Cube:** 21.52  
**Notes:** Rated for 500 lbs. of distributed weight.  
 UPSable, Oversized Package.

Fabric	List Price
-R105 Dillon Blue -R107 Dillon Black	1295.00



**NJ SL4411R** Mid-Century Club Chair with Coffee Finish Solid Wood Legs.  
Shipped Assembled with Legs Unmounted.  
**Overall Size:** 27W x 28.25D x 33.25H  
**Seat:** 20.25W x 19.5D x 6T  
**Back:** 20W x 15.5H x 4T **Seat Height:** 18.5  
**Carton Wt:** 47 **UPS:** Yes **COM:** N/A  
**Carton:** 29L x 27W x 23H **Cube:** 10.42  
**Notes:** Rated for 275 lbs. of distributed weight. Assembly required.  
 NJ In-Stock: -MC4 Charcoal, -MC3 Navy.

Fabric	List Price
Coffee Finish -MC3 Navy -MC4 Charcoal	895.00



**NJ SL4422R** Mid-Century Loveseat with Coffee Finish Solid Wood Legs.  
Shipped Assembled with Legs Unmounted.  
**Overall Size:** 44W x 28.25D x 33.25H  
**Seat:** 37.25W x 19.5D x 6T  
**Back:** 37.25W x 15.5H x 4T **Seat Height:** 18.5  
**Carton Wt:** 65 **LTL:** Yes **COM:** N/A  
**Carton:** 45L x 29W x 24H **Cube:** 18.12  
**Notes:** Rated for 500 lbs. of distributed weight. Assembly required.  
 NJ In-Stock: -MC4 Charcoal, -MC3 Navy.

Fabric	List Price
Coffee Finish -MC3 Navy -MC4 Charcoal	1375.00



**NJ SL4433R** Mid-Century Sofa with Coffee Finish Solid Wood Legs.  
Shipped Assembled with Legs Unmounted.  
**Overall Size:** 64.5W x 28.25D x 33.25H  
**Seat:** 57.5W x 19.5D x 6T  
**Back:** 57.5W x 15.5H x 4T **Seat Height:** 18.5  
**Carton Wt:** 86 **LTL:** Yes **COM:** N/A  
**Carton:** 65L x 29W x 24H **Cube:** 26.18  
**Notes:** Rated for 700 lbs. of distributed weight. Assembly required.  
 NJ In-Stock: -MC4 Charcoal, -MC3 Navy.

Fabric	List Price
Coffee Finish -MC3 Navy -MC4 Charcoal	1695.00



SL4400R Series  
 in -MC3 Navy





**NJ TX** **SL2811** Espresso or Black Bonded Leather Club Chair with Espresso Finish Legs. [Shipped K/D](#)

**Overall Size:** 33W x 29.25D x 34.75H  
**Seat:** 23.25W x 19.5D x 6.5T  
**Back:** 23.25W x 17.5H x 6T **Seat Height:** 18  
**Carton Wt:** 52 **UPS:** OS **COM:** N/A  
**Carton:** 34L x 31W x 21H **Cube:** 12.8  
**Notes:** Rated for 300 lbs. of distributed weight  
 TX In-Stock: -EC3 Black

Fabric	List Price
Espresso Finish with EC1 Espresso or EC3 Black Bonded Leather	895.00



**NJ TX** **SL2812** Espresso or Black Bonded Leather Loveseat with Espresso Finish Legs. [Shipped K/D](#)

**Overall Size:** 55.75W x 29.25D x 34.75H  
**Seat:** 46.75W x 19.5D x 6.5T  
**Back:** 46.75W x 17.5H x 6T **Seat Height:** 18  
**Carton Wt:** 73 **LTL:** Yes **COM:** N/A  
**Carton:** 57L x 31W x 21H **Cube:** 21.47  
**Notes:** Rated for 500 lbs. of distributed weight  
 TX In-Stock: -EC3 Black

Fabric	List Price
Espresso Finish with EC1 Espresso or EC3 Black Bonded Leather	1325.00



**NJ TX** **SL2813** Espresso or Black Bonded Leather Sofa with Espresso Finish Legs. [Shipped K/D](#)

**Overall Size:** 72W x 29.25D x 34.75H  
**Seat:** 62W x 19.5D x 6.5T  
**Back:** 62W x 17.5H x 5.5T **Seat Height:** 18  
**Carton Wt:** 84 **LTL:** Yes **COM:** N/A  
**Carton:** 73L x 31W x 21H **Cube:** 27.5  
**Notes:** Rated for 675 lbs. of distributed weight  
 TX In-Stock: -EC3 Black

Fabric	List Price
Espresso Finish with EC1 Espresso or EC3 Black Bonded Leather	1710.00



**NJ** **SL2271** Bonded Leather **BREEZE** Club Chair with Cherry Finish Legs. [Shipped Semi K/D](#)

**Overall Size:** 32W x 29D x 32.5H  
**Seat:** 21W x 20.25D  
**Back:** 21W x 16H **Seat Height:** 17.75  
**Carton Wt:** 50 **LTL:** Yes **COM:** N/A  
**Carton:** 33L x 30W x 21H **Cube:** 12.03  
**Notes:** Rated for 300 lbs. of distributed weight

Fabric	List Price
Cherry Finish with EC3 Black or EC9 Mocha Bonded Leather	975.00



**NJ** **SL2272** Bonded Leather **BREEZE** Loveseat with Cherry Finish Legs. [Shipped Semi K/D](#)

**Overall Size:** 51.5W x 29D x 32.5H  
**Seat:** 41W x 20.25D x 13.75T  
**Back:** 41W x 16H x 7T **Seat Height:** 17.75  
**Carton Wt:** 80 **LTL:** Yes **COM:** N/A  
**Carton:** 52L x 30W x 21H **Cube:** 18.95  
**Notes:** Rated for 500 lbs. of distributed weight

Fabric	List Price
Cherry Finish with EC3 Black or EC9 Mocha Bonded Leather	1450.00



**NJ** **SL2273** Bonded Leather **BREEZE** Sofa with Cherry Finish Legs. [Shipped Semi K/D](#)

**Overall Size:** 71W x 29D x 32.5H  
**Seat:** 60W x 20.25D x 13.75T  
**Back:** 60W x 16H x 7T **Seat Height:** 17.75  
**Carton Wt:** 84 **LTL:** Yes **COM:** N/A  
**Carton:** 72L x 30W x 21H **Cube:** 26.25  
**Notes:** Rated for 675 lbs. of distributed weight

Fabric	List Price
Cherry Finish with EC3 Black or EC9 Mocha Bonded Leather	1925.00



**NJ SL2911S-U6** Black Faux Leather Club Chair with Silver Finish Legs  
Shipped Assembled  
**Overall Size:** 31.25W x 29.5D x 32.75H  
**Seat:** 20W x 19.75D x 12T  
**Back:** 21.5W x 15H x 8.5T **Seat Height:** 19  
**Carton Wt:** 53 **UPS:** OS **COM:** N/A  
**Carton:** 33L x 32W x 31H **Cube:** 18.94  
**Notes:** Rated for 300 lbs. of distributed weight.  
 UPSable, Oversized Package.

Fabric	List Price
-U6 Black Faux Leather	1050.00



**NJ SL2912S-U6** Black Faux Leather Loveseat with Silver Finish Legs  
Shipped Assembled  
**Overall Size:** 51.5W x 29.5D x 32.75H  
**Seat:** 40W x 19.75D x 12T  
**Back:** 41.5W x 15H x 8.5T **Seat Height:** 19  
**Carton Wt:** 74 **LTL:** Yes **COM:** N/A  
**Carton:** 53L x 33W x 30H **Cube:** 30.36  
**Notes:** Rated for 500 lbs. of distributed weight.

Fabric	List Price
-U6 Black Faux Leather	1500.00



**NJ SL2913S-U6** Black Faux Leather Sofa with Silver Finish Legs  
Shipped Assembled  
**Overall Size:** 69.25W x 29.5D x 32.75H  
**Seat:** 60.25W x 19.75D x 12T  
**Back:** 61.75W x 15H x 8.5T **Seat Height:** 19  
**Carton Wt:** 90 **LTL:** Yes **COM:** N/A  
**Carton:** 71L x 33W x 30H **Cube:** 40.67  
**Notes:** Rated for 675 lbs. of distributed weight.

Fabric	List Price
-U6 Black Faux Leather	1895.00



**SL8471** Black Leather Club Chair with Cherry Finish  
Shipped Assembled with Legs Unmounted  
**Overall Size:** 31.5W x 34.25D x 30H  
**Seat:** 21.25W x 20.5D x 14.25T  
**Back:** 21.25W x 14.25H x 9T **Seat Height:** 17.25  
**Carton Wt:** 62 **LTL:** Yes **COM:** 6 yds  
**Carton:** 34L x 32W x 30H **Cube:** 18.88  
**Notes:** Rated for 300 lbs. of distributed weight  
**ANSI/BIFMA Tested**

Fabric	List Price
Cherry Finish Black Leather	1195.00



**NJ SL8472** Black Leather Loveseat with Cherry Finish  
Shipped Assembled with Legs Unmounted  
**Overall Size:** 57.75W x 34.25D x 30H  
**Seat:** 47.5W x 20.5D x 14.25T  
**Back:** 47.5W x 14.25H x 9T **Seat Height:** 17.25  
**Carton Wt:** 84 **LTL:** Yes **COM:** 9 yds  
**Carton:** 59L x 34W x 30H **Cube:** 34.82  
**Notes:** Rated for 500 lbs. of distributed weight  
**ANSI/BIFMA Tested**

Fabric	List Price
Cherry Finish Black Leather	1895.00



**NJ SL8473** Black Leather Sofa with Cherry Finish  
Shipped Assembled with Legs Unmounted  
**Overall Size:** 77W x 34.25D x 30H  
**Seat:** 67.5W x 20.5D x 14.25T  
**Back:** 67.5W x 14.25H x 9T **Seat Height:** 17.25  
**Carton Wt:** 111 **LTL:** Yes **COM:** 12 yds  
**Carton:** 78L x 34W x 30H **Cube:** 46.04  
**Notes:** Rated for 675 lbs. of distributed weight  
**ANSI/BIFMA Tested**

Fabric	List Price
Cherry Finish Black Leather	2295.00

	<p><b>NJ TX</b> <b>FLH5974BK</b> Faux Leather Swivel Chair with Black Base</p> <p><b>Overall Size:</b> 27.5W x 27.5D x 30H  <b>Seat:</b> 20.75W x 20.5D x 3.75T <b>Back:</b> 18.75W x 11.75H x 2.75T <b>Seat Range:</b> 18.5 Fixed  <b>Arms to Floor:</b> 23.75 <b>Carton Wt:</b> 38 <b>UPS:</b> Yes <b>COM:</b> N/A  <b>Carton:</b> 32L x 27W x 21H <b>Cube:</b> 10.5 <b>Options:</b> N/A  <b>Features:</b> 1, 4 <b>Control:</b> N/A  <b>Notes:</b> 360° Swivel. UPSable.</p>	<p><b>Fabric</b></p> <p>-U6 Black                      -U41 Saddle                      -U42 Charcoal Grey</p>	<p><b>List Price</b></p> <p>595.00</p>
	<p><b>NJ TX</b> <b>FLH5969AL</b> Faux Leather Swivel Chair with Aluminum Base</p> <p><b>Overall Size:</b> 30.5W x 29D x 34.25H  <b>Seat:</b> 19W x 18.5D x 4T <b>Back:</b> 17.25W x 16H x 5.25T <b>Seat Range:</b> 19.25 Fixed  <b>Arms to Floor:</b> N/A <b>Carton W:</b> 43 <b>UPS:</b> OS <b>COM:</b> N/A  <b>Carton:</b> 32L x 30W x 26H <b>Cube:</b> 14.44 <b>Options:</b> N/A  <b>Features:</b> 1, 4 <b>Control:</b> N/A  <b>Notes:</b> 360° Swivel. UPSable, Oversized Package.</p>	<p><b>Fabric</b></p> <p>-U6 Black                      -U11 White                      -U42 Charcoal Grey</p>	<p><b>List Price</b></p> <p>665.00</p>
	<p><b>NJ</b> <b>FL80228AL</b> Faux Leather Chair with Aluminum Finish Base</p> <p><b>Overall Size:</b> 27.5W x 29D x 38.25H  <b>Seat:</b> 16.5W x 18.5D x 4.5T <b>Back:</b> 22.5W x 21.25H x 2.5T <b>Seat Range:</b> 17.5 Fixed  <b>Arms to Floor:</b> N/A <b>Carton Wt:</b> 30 <b>UPS:</b> OS <b>COM:</b> N/A  <b>Carton:</b> 30L x 28W x 26H <b>Cube:</b> 12.63 <b>Options:</b> N/A  <b>Features:</b> N/A <b>Control:</b> N/A  <b>Notes:</b> 360° Swivel. UPSable, Oversized Package.</p>	<p><b>Fabric</b></p> <p>Faux Leather                      -U6 Black                      -U42 Charcoal Grey</p>	<p><b>List Price</b></p> <p>895.00</p> <p>Dillon Fabric 1050.00</p>
	<p><b>NJ TX</b> <b>FL80228B</b> Faux Leather Chair with Black Finish Base</p> <p><b>Overall Size:</b> 28.25W x 28.5D x 38.5H  <b>Seat:</b> 16.5W x 18.5D x 4.5T <b>Back:</b> 22.5W x 21.25H x 2.5T <b>Seat Range:</b> 18 Fixed  <b>Arms to Floor:</b> 23.25 <b>Carton Wt:</b> 33 <b>UPS:</b> OS <b>COM:</b> N/A  <b>Carton:</b> 30L x 28W x 26H <b>Cube:</b> 12.63 <b>Options:</b> N/A  <b>Features:</b> N/A <b>Control:</b> N/A  <b>Notes:</b> 360° Swivel. UPSable, Oversized Package.</p>	<p><b>Fabric</b></p> <p>Faux Leather                      -U6 Black                      -U42 Charcoal Grey</p>	<p><b>List Price</b></p> <p>760.00</p> <p>Dillon Fabric 925.00</p>
	<p><b>NJ</b> <b>LS5387AL</b> Silver Ion Technology* Dillon Seat and Back Swivel Chair with Aluminum Base</p> <p><b>Overall Size:</b> 31.25W x 31.5D x 38H  <b>Seat:</b> 20W x 20.5D x 6T <b>Back:</b> 21.5W x 21H x 2.75T <b>Seat Range:</b> 18.75 Fixed  <b>Arms to Floor:</b> 25.5 <b>Carton Wt:</b> 49 <b>UPS:</b> OS <b>COM:</b> N/A  <b>Carton:</b> 31L x 30W x 29H <b>Cube:</b> 15.6 <b>Options:</b> N/A  <b>Features:</b> 1, 4 <b>Control:</b> N/A  <b>Notes:</b> 360° Swivel. UPSable, Oversized Package.</p>	<p><b>Fabric</b></p> <p>-R103                      Dillon Stratus                      -R105                      Dillon Blue                      -R107                      Dillon Black</p>	<p><b>List Price</b></p> <p>1100.00</p>
	<p><b>NJ TX</b> <b>GNA50400</b> Silver Ion Technology* Dillon Lounge Chair with Molded Foam Seat and Back, Headrest and Chrome Base</p> <p><b>Overall Size:</b> 29W x 35D x 43.25H  <b>Seat:</b> 24.75W x 21D x 2.75T <b>Back:</b> 24.5W x 27.5H x 3T <b>Seat Range:</b> 17 Fixed  <b>Arms to Floor:</b> N/A <b>Carton Wt:</b> 48 <b>UPS:</b> Yes <b>COM:</b> N/A  <b>Carton:</b> 38L x 28W x 16H <b>Cube:</b> 9.85 <b>Options:</b> N/A  <b>Features:</b> N/A <b>Control:</b> N/A  <b>Notes:</b> NJ In-Stock: -R107 Dillon Black</p>	<p><b>Fabric</b></p> <p>-R103                      Dillon Stratus                      -R105                      Dillon Blue                      -R107                      Dillon Black</p>	<p><b>List Price</b></p> <p>975.00</p>
	<p><b>NJ TX</b> <b>LRL</b> Silver Ion Technology* Dillon Lounge Chair with Padded Seat and Back, and Chrome Base</p> <p><b>Overall Size:</b> 28W x 28D x 32H  <b>Seat:</b> 20W x 19.5D x 3T <b>Back:</b> 19W x 14.75H x 3T <b>Seat Range:</b> 17.5 Fixed  <b>Arms to Floor:</b> 28 <b>Carton Wt:</b> 36 <b>UPS:</b> Yes <b>COM:</b> N/A  <b>Carton:</b> 32L x 28W x 21H <b>Cube:</b> 10.88 <b>Options:</b> N/A  <b>Features:</b> N/A <b>Control:</b> N/A  <b>Notes:</b></p>	<p><b>Fabric</b></p> <p>-R103                      Dillon Stratus                      -R105                      Dillon Blue                      -R107                      Dillon Black</p>	<p><b>List Price</b></p> <p>775.00</p>



THP Lounge Chair in -M78 Charcoal

-U11 White



**THP Lounge Chair with Padded Seat and Back, Sled Style Chrome Finish Base**

NJ  
TX

**Overall Size:** 26W x 27.75D x 32.5H

**Seat:** 25.5W x 19D x 3T **Back:** 23.75W x 15H x 3T **Seat Range:** 19 Fixed

**Arms to Floor:** N/A **Carton Wt:** 32 **UPS:** Yes **COM:** N/A

**Carton:** 28L x 27W x 20H **Cube:** 8.75 **Options:** N/A

**Features:** N/A **Control:** N/A

**Notes:** NJ In-Stock: -U6 Black and -U11 White

UPSable, Oversized Package.

Fabric	List Price
-M78 Charcoal	580.00
<i>Faux Leather:</i>	
-U6 Black	
-U42 Charcoal Grey	
-U11 White	
Grade A:	615.00
Dillon Fabric:	650.00



**ARA Adria Armchair with Rolled Arm, Thick Padded Cushion, Coil Spring Seat Suspension, and Matte Steel Base**

**Overall Size:** 40W x 36.25D x 37.5H

**Seat:** 25.25W x 20D x 5.25T **Back:** 31W x 23.75H x 6.25T **Seat Range:** 15.25 Fixed

**Arms to Floor:** 22.75 **Carton Wt:** 55 **ISTA:** 3A **LTL:** Yes **COM:** N/A

**Carton:** 41L x 35W x 33H **Cube:** 27.4 **Options:** N/A

**Features:** N/A **Control:** N/A

**Notes:**

**NEW**

Fabric	List Price
-BY7 Charcoal	795.00



**BRK Brooks Lounge Chair with Padded Faux Leather Seat and Back, Powder Coated Metal Frame**

**Overall Size:** 25.25W x 28.25D x 31H

**Seat:** 16W x 18.5D x 4.5T **Back:** 23W x 14.75H x 3T **Seat Range:** 17.25 Fixed

**Arms to Floor:** 23 **Carton Wt:** 32 **UPS:** Yes **COM:** N/A

**Carton:** 27L x 26W x 23H **Cube:** 9.34 **Options:** N/A

**Features:** N/A **Control:** N/A

**Notes:**

Fabric	List Price
Faux Leather	450.00
-R43 Sand	
-R44 Grey	
-R45 Navy	



**MLE Millie Accent Reception Chair with Black Metal Legs**

**Overall Size:** 23.5W x 21.75D x 30.75H

**Seat:** 17W x 17.25D **Back:** 20W x 12.5H **Seat Range:** 19 Fixed

**Arms to Floor:** N/A **Weight:** 18 **ISTA:** 3A **UPS:** Yes **COM:** N/A

**Carton:** 24L x 21W x 17H **Cube:** 4.95 **Options:** N/A

**Features:** N/A **Control:** N/A

**Notes:**

Fabric	List Price
-SF2 Navy	295.00
-SF3 Grey	
-SF5 Cream	
-SF6 Charcoal	



**PPR Piper Lounge Chair with Padded Faux Leather Seat and Back, Powder Coated Metal Frame**

**Overall Size:** 23.25W x 22.75D x 33H

**Seat:** 16.5W x 15.75D x 2.75T **Back:** 19.5W x 13.75H x 2T **Seat Range:** 19.25 Fixed

**Arms to Floor:** 23.5 **Carton Wt:** 18 **UPS:** Yes **COM:** N/A

**Carton:** 29L x 24W x 13H **Cube:** 5.23 **Options:** N/A

**Features:** N/A **Control:** N/A

**Notes:**

Fabric	List Price
Faux Leather	325.00
-P52 Smoke	
-P53 Saddle	
-P54 Fog	



**NAP91ESP/SGW** Napa Guest Chair with Wood Back (1 pack)

**Overall Size:** 22.75W x 22.75D x 31.5H  
**Seat:** 21.5W x 18.75D x 3T **Back:** 20.5W x 12H x 1.25T **Seat Range:** 18.5 Fixed  
**Arms to Floor:** 25.75 **Carton Wt:** 23 **UPS:** Yes **COM:** .75 yds  
**Carton:** 32L x 25W x 8H **Cube:** 3.7 **Pack:** 1  
**Notes:** Ships 1 per carton. Assembly Required.  
**Notes:** KD Construction  
 Napa Casegoods on Pages 58-69

Fabric	List Price
-3 Black	475.00
A	515.00
B	580.00
C	630.00
R	735.00



**NJ**  
ESP - Espresso



SGW - Slate Grey



**NAP91**

**NAP95ESP/MAH** Napa Guest Chair with Upholstered Back (1 pack)

**Overall Size:** 22.5W x 22D x 31H  
**Seat:** 22W x 18.5D x 3T **Back:** 20W x 8H x 2T **Seat Range:** 19 Fixed  
**Arms to Floor:** 25.5 **Carton Wt:** 35 **UPS:** Yes **COM:** 1.0 yds  
**Carton:** 33L x 24W x 12H **Cube:** 5.5 **Pack:** 1  
**Notes:** Ships 1 per carton. Assembly Required.  
**Notes:** KD Construction  
 Napa Casegoods on Pages 58-69

Fabric	List Price
-EC3 Black Bonded Leather	540.00
A	580.00
B	665.00
C	730.00
R	835.00



**NJ**  
ESP - Espresso



**NJ**  
MAH - Mahogany



**NAP95**

**NAP97CHY/ESP/MAH/SGW/URB** Napa Guest Chair with Full Cushion Back (1 pack)

**Overall Size:** 23W x 23.75D x 32.75H  
**Seat:** 21.25W x 18D x 3T **Back:** 19W x 14H x 1.5T **Seat Range:** 19 Fixed  
**Arms to Floor:** 27.25 **Carton Wt:** 25 **UPS:** Yes **COM:** 1.5 yds.  
**Carton:** 35L x 23W x 9H **Cube:** 4.19 **Pack:** 1  
**Notes:** Ships 1 per carton. Assembly Required.  
**Notes:** KD Construction  
 Napa Casegoods on Pages 58-69

Fabric	List Price
-EC3 Black Bonded Leather	570.00
A	635.00
B	695.00
C	765.00
R	870.00



URB  
Urban Walnut



**NJ**  
CHY - Cherry



**NJ**  
ESP - Espresso



**NJ**  
MAH - Mahogany



**NAP97**



SGW  
Slate Grey

**FINISH KEY**

CHY - Cherry	ESP - Espresso	MAH - Mahogany	SGW - Slate Grey	URB - Urban Walnut

**NJ, KY or TX In Stock**



**NJ** **Sonoma Wood Back Guest Chair (1 pack)**  
**SON77CHY** Sonoma Cherry Finish  
**Overall Size:** 23.5W x 24.5D x 33.25H  
**Seat:** 21.5W x 18.5D x 3.25T **Back:** 18.25W x 14.5H x 1.25T **Seat Range:** 19 Fixed  
**Arms to Floor:** 27 **Carton Wt:** 29 **UPS:** Yes **COM:** 1 yd per Chair  
**Carton:** 35L x 23W x 10H **Cube:** 4.65 **Pack:** 1  
**Features:** N/A **Control:** N/A  
**Notes:** KD Construction

Fabric	List Price
-3 Black	500.00
A	525.00
B	580.00
C	630.00
R	735.00



**NJ** **Sonoma Upholstered Back Guest Chair (1 pack)**  
**SON79CHY** Sonoma Cherry Finish  
**Overall Size:** 23.5W x 24.5D x 33.25H  
**Seat:** 21.5W x 18D x 3.25T **Back:** 18.25W x 14.5H x 2T **Seat Range:** 19 Fixed  
**Arms to Floor:** 27 **Carton Wt:** 29 **UPS:** Yes **COM:** 1.5 yd per Chair  
**Carton:** 35L x 23W x 10H **Cube:** 4.65 **Pack:** 1  
**Features:** N/A **Control:** N/A  
**Notes:** KD Construction

Fabric	List Price
-3 Black	525.00
A	625.00
B	660.00
C	735.00
R	765.00



**NJ** **Kenwood Wood Back Guest Chair (1 pack)**  
**KEN77LCH** Light Cherry Finish  
**Overall Size:** 23.5W x 24.5D x 33.25H  
**Seat:** 21.5W x 18.5D x 3.25T **Back:** 18.25W x 14.5H x 1.25T **Seat Range:** 19 Fixed  
**Arms to Floor:** 27 **Carton Wt:** 28 **UPS:** Yes **COM:** 1 yd per Chair  
**Carton:** 35L x 23W x 10H **Cube:** 4.65 **Pack:** 1  
**Features:** N/A **Control:** N/A  
**Notes:** KD Construction

Fabric	List Price
-3 Black	475.00
A	500.00
B	550.00
C	600.00
R	700.00



**NJ** **Kenwood Wood Back Guest Chair (1 pack)**  
**KEN77MAH** Mahogany Finish  
**Overall Size:** 23.5W x 24.5D x 33.25H  
**Seat:** 21.5W x 18.5D x 3.25T **Back:** 18.25W x 14.5H x 1.25T **Seat Range:** 19 Fixed  
**Arms to Floor:** 27 **Carton Wt:** 28 **UPS:** Yes **COM:** 1 yd per Chair  
**Carton:** 35L x 23W x 10H **Cube:** 4.65 **Pack:** 1  
**Features:** N/A **Control:** N/A  
**Notes:** KD Construction

Fabric	List Price
-3 Black	475.00
A	500.00
B	550.00
C	600.00
R	700.00



**NJ** **Kenwood Upholstered Back Guest Chair (1 pack)**  
**KEN79LCH** Light Cherry Finish  
**Overall Size:** 23.5W x 24.5D x 33.25H  
**Seat:** 21.5W x 18D **Back:** 18.25W x 14.5H x 2T **Seat Range:** 19 Fixed  
**Arms to Floor:** 27 **Carton Wt:** 29 **UPS:** Yes **COM:** 1.5 yd per Chair  
**Carton:** 35L x 23W x 10H **Cube:** 4.65 **Pack:** 1  
**Features:** N/A **Control:** N/A  
**Notes:** KD Construction

Fabric	List Price
-3 Black	500.00
A	595.00
B	625.00
C	660.00
R	725.00



**NJ** **Kenwood Upholstered Back Guest Chair (1 pack)**  
**KEN79MAH** Mahogany Finish  
**Overall Size:** 23.5W x 24.5D x 33.25H  
**Seat:** 21.5W x 18D **Back:** 18.25W x 14.5H x 2T **Seat Range:** 19 Fixed  
**Arms to Floor:** 27 **Carton Wt:** 29 **UPS:** Yes **COM:** 1.5 yd per Chair  
**Carton:** 35L x 23W x 10H **Cube:** 4.65 **Pack:** 1  
**Features:** N/A **Control:** N/A  
**Notes:** KD Construction

Fabric	List Price
-3 Black	500.00
A	595.00
B	625.00
C	660.00
R	725.00



For matching wood tables, see Sonoma and Kenwood casegoods series.

Also available:  
 KEN19LCH Light Cherry and KEN20LCH Light Cherry

**NJ, KY or TX In Stock**



**MST55 Main Street Guest Chair with Espresso Finish Wood Legs**

**Overall Size:** 24W x 27D x 34H  
**Seat:** 19W x 21D x 6.5T **Back:** 23.5W x 15H x 4.5T **Seat Range:** 18.5 Fixed  
**Arms to Floor:** 23.5 **Carton Wt:** 29 **UPS:** Yes **COM:** N/A  
**Carton:** 26L x 26W x 25H **Cube:** 9.78 **Options:** N/A  
**Features:** N/A **Control:** N/A  
**Notes:**

Fabric	List Price
Espresso Finish with	425.00
-M5 Tangerine	
-M17 Green	
-M19 Navy	
-M59 Cement	
-PD3 Black Faux Leather	
-PD26 Pewter Faux Leather	
-PD28 Cream Faux Leather	

**Main Street Guest Chair**

**MST55 Espresso Finish Wood Legs**



**KY MST55 Main Street Guest Chair with Espresso Finish Wood Legs**

**Overall Size:** 24W x 27D x 34H  
**Seat:** 19W x 21D x 6.5T **Back:** 23.5W x 15H x 4.5T **Seat Range:** 18.5 Fixed  
**Arms to Floor:** 23.5 **Carton Wt:** 29 **UPS:** Yes **COM:** N/A  
**Carton:** 26L x 26W x 25H **Cube:** 9.78 **Options:** N/A  
**Features:** N/A **Control:** N/A  
**Notes:** KY In-Stock: -C28 Woven Wheat, -W11 Woven Chocolate, and -W12 Woven Charcoal

Fabric	List Price
Espresso Finish with	425.00
-S22 Woven Seaweed	
-C28 Woven Wheat	
-W11 Woven Chocolate	
-W12 Woven Charcoal	
-W17 Woven Indigo	



**KY ETN Ethan Accent Chair with Espresso Finish Wood Legs**

**Overall Size:** 30W x 26D x 29H  
**Seat:** 21.25W x 19.25D x 5T **Back:** 17W x 11.5H x 3T **Seat Range:** 18.75 Fixed  
**Arms to Floor:** 25.25 **Weight:** 35 **UPS:** OS **COM:** N/A  
**Carton:** 30L x 27W x 24H **Cube:** 11.25 **Options:** N/A  
**Features:** N/A **Control:** N/A  
**Notes:**

Fabric	List Price
Espresso Finish with	520.00
-L37 Blue Denim	
-L38 Linen	
-PD22 Cranberry	
-PD24 Cocoa	
-PD26 Pewter	



**KY SHE** Shelly Tufted Chair with Coffee Finish Wood Legs

**Overall Size:** 27.75W x 30.5D x 34H  
**Seat:** 26.5W x 19D x 4.75T **Back:** 24W x 19H x 4.75T **Seat Range:** 17.25 Fixed  
**Arms to Floor:** N/A **Weight:** 30 **UPS:** OS **COM:** N/A  
**Carton:** 30L x 28W x 24H **Cube:** 11.96 **Options:** N/A  
**Features:** N/A **Control:** N/A  
**Notes:** KY In-Stock: -K21 Sea

Fabric	List Price
Coffee Finish with -K14 Azure -K21 Sea -K26 Charcoal -L32 Linen	550.00



**MSN** Mason Accent/Reception Chair with Light Coffee Finish Wood Legs

**Overall Size:** 26W x 26D x 31.25H  
**Seat:** 20W x 21D x 8.5T **Back:** 18W x 13H x 4T **Seat Range:** 19.5 Fixed  
**Arms to Floor:** 28 **Weight:** 36 **ISTA:** 3A **UPS:** Yes **COM:** N/A  
**Carton:** 27L x 26W x 22H **Cube:** 8.93 **Options:** N/A  
**Features:** N/A **Control:** N/A  
**Notes:**

Fabric	List Price
Faux Leather:  -PD26 Pewter -PD27 Black -PD28 Cream	450.00



**BP-DANAC** Dane Accent Chair with Dark Coffee Finish Solid Wood Legs

**Overall Size:** 30.75W x 30.75D x 34.25H  
**Seat:** 19.25W x 21D x 5T **Back:** 28.75W x 14.25H **Seat Range:** 19.75 Fixed  
**Arms to Floor:** 26 **Carton Wt:** 43 **UPS:** OS **COM:** N/A  
**Carton:** 32L x 30W x 25H **Cube:** 13.88 **Options:** N/A  
**Features:** N/A **Control:** N/A  
**Notes:** UPSable, Oversized Package

Fabric	List Price
-F45 Blue Steel -F46 Charcoal -F47 Wheat	630.00



**MST51** Main Street Chair with Espresso Finish Wood Accents

**Overall Size:** 29.5W x 30.5D x 33.25H  
**Seat:** 23.75W x 21.75D x 12T **Back:** 24W x 16.75H x 6.5T **Seat Range:** 18 Fixed  
**Arms to Floor:** 26.25 **Carton Wt:** 54 **UPS:** Yes **COM:** 5 yds.  
**Carton:** 29L x 24W x 24H **Cube:** 9.66 **Options:** N/A  
**Features:** N/A **Control:** N/A  
**Notes:** Weight Capacity Limit: 265 lbs.  
 Also available in Custom Fabric, see page 124.

Fabric	List Price
Espresso Finish w/ Ave Six Fabric  -C28 Woven Wheat -S22 Woven Seaweed -W12 Woven Charcoal -W17 Woven Indigo	795.00



**MST52** Main Street Loveseat with Espresso Finish Wood Accents

**Overall Size:** 49.25W x 30.5D x 33.25H  
**Seat:** 43.5W x 21.75D x 12T **Back:** 43.5W x 16.75H x 6.5T **Seat Range:** 18 Fixed  
**Arms to Floor:** 26.25 **Carton Wt:** 86 **UPS:** OS **COM:** 6 yds.  
**Carton:** 46L x 29W x 22H **Cube:** 16.98 **Options:** N/A  
**Features:** N/A **Control:** N/A  
**Notes:** Weight Capacity Limit: 529 lbs.  
 Also available in Custom Fabric, see page 124.

Fabric	List Price
Espresso Finish w/ Ave Six Fabric  -C28 Woven Wheat -S22 Woven Seaweed -W12 Woven Charcoal -W17 Woven Indigo	1150.00






**MST53** Main Street Sofa with Espresso Finish Wood Accents


**Overall Size:** 75W x 30.5D x 33.25H  
**Seat:** 69.25W x 21.75D x 12T **Back:** 69.5W x 16.75H x 6.5T **Seat Range:** 18 Fixed  
**Arms to Floor:** 26.25 **Carton Wt:** 111 **LTL:** Yes **COM:** 7.5 yds.  
**Carton:** 69L x 29W x 22H **Cube:** 25.47 **Options:** N/A  
**Features:** N/A **Control:** N/A  
**Notes:** Weight Capacity Limit: 650 lbs.  
 Also available in Custom Fabric, see page 124.


Fabric	List Price
Espresso Finish w/ Ave Six Fabric  -C28 Woven Wheat -S22 Woven Seaweed -W12 Woven Charcoal -W17 Woven Indigo	1600.00




	<b>NJ KY</b> <b>DVS51</b> Davis Fabric Armchair with Solid Wood Frame	<b>Fabric</b> -K12 Otter -K14 Azure -K21 Sea -K26 Charcoal -L32 Linen	<b>List Price</b>  500.00    540.00 570.00 600.00 635.00
	<p><b>Overall Size:</b> 27W x 29.5D x 32.25H  <b>Seat:</b> 24W x 20.25D x 5.25T <b>Back:</b> 24W x 15.5H x 4.75T <b>Seat Range:</b> 17.25 Fixed  <b>Arms to Floor:</b> 21.75 <b>Carton Wt:</b> 32 <b>ISTA:</b> 6 <b>UPS:</b> Yes <b>COM:</b> 1.5 yds.  <b>Carton:</b> 27L x 24W x 16H <b>Cube:</b> 6.0 <b>Options:</b> N/A  <b>Features:</b> N/A <b>Control:</b> N/A  <b>Notes:</b></p>		


	<b>KY</b> <b>WDN51</b> Weldon 28.5" Wide Fabric Armchair with Solid Wood Frame	<b>Fabric</b> -K14 Azure -K21 Sea -K26 Charcoal -L32 Linen	<b>List Price</b>  500.00    
	<p><b>Overall Size:</b> 27.5W x 29.5D x 32.75H  <b>Seat:</b> 24W x 19.5D x 5.5T <b>Back:</b> 24W x 16.75H x 4.5T <b>Seat Range:</b> 17.5 Fixed  <b>Arms to Floor:</b> 21.75 <b>Carton Wt:</b> 37 <b>ISTA:</b> 6 <b>UPS:</b> Yes <b>COM:</b> 1.5 yds.  <b>Carton:</b> 28L x 25W x 15H <b>Cube:</b> 6.07 <b>Options:</b> N/A  <b>Features:</b> N/A <b>Control:</b> N/A  <b>Notes:</b></p>		

	<b>PKF</b> Parkfield Accent Chair in <b>Dark Walnut Finish</b> Frame	<b>Fabric</b> Faux Leather -B18 Black -PD25 Camel -PD23 Molasses -PD26 Pewter	<b>List Price</b>  550.00    
	<p><b>Overall Size:</b> 26.75W x 30D x 30.75H  <b>Seat:</b> 25W x 22D x 7T <b>Back:</b> 22.5W x 13H x 6.75T <b>Seat Range:</b> 19 Fixed  <b>Arms to Floor:</b> 26.25 <b>Carton Wt:</b> 41 <b>UPS:</b> Yes <b>COM:</b> N/A  <b>Carton:</b> 45L x 32W x 10H <b>Cube:</b> 8.33 <b>Options:</b> N/A  <b>Features:</b> N/A <b>Control:</b> N/A  <b>Notes:</b></p>		

	<b>DTN</b> Dutton Armchair with Natural Finish Arms and Black Metal Frame	<b>Fabric</b> -DK1 Ivory -DK11 Sage Green -DK27 Navy -DK30 Charcoal	<b>List Price</b>  395.00    
	<p><b>Overall Size:</b> 24.25W x 28D x 32.25H  <b>Seat:</b> 22.25W x 19D x 4.25 <b>Back:</b> 21W x 14H x 7T <b>Seat Range:</b> 18.75 Fixed  <b>Arms to Floor:</b> 24.25 <b>Carton Wt:</b> 35 <b>ISTA:</b> 3A <b>UPS:</b> Yes <b>COM:</b> N/A  <b>Carton:</b> 26L x 25W x 15H <b>Cube:</b> 5.64 <b>Options:</b> N/A  <b>Features:</b> N/A <b>Control:</b> N/A  <b>Notes:</b></p>		

**Wood Guest Seating**

	<b>WD380</b> Medium Oak Finish Visitor's Chair	<b>Fabric</b> -K103 Herb, -K100 Luna, or -U6 Black Faux Leather	<b>List Price</b>  400.00    445.00 485.00 515.00 550.00
	<p><b>Overall Size:</b> 22.75W x 25D x 32.75H  <b>Seat:</b> 20.25W x 18D x 4.5T <b>Back:</b> 20.5W x 15.25H x 4T <b>Seat Range:</b> 17.75 Fixed  <b>Arms to Floor:</b> 26.5 <b>Carton Wt:</b> 27 <b>UPS:</b> Yes <b>COM:</b> 1.75  <b>Carton:</b> 28L x 22W x 11H <b>Cube:</b> 3.92 <b>Options:</b> N/A  <b>Features:</b> N/A <b>Control:</b> N/A  <b>Notes:</b> No Tools Required for Assembly. No Add-On Kit.</p>		

	<b>WD383</b> Mahogany Finish Visitor's Chair	<b>Fabric</b> -K114 Ruby, -K102 Ash or -U6 Black Faux Leather	<b>List Price</b>  400.00    445.00 485.00 515.00 550.00
	<p><b>Overall Size:</b> 22.75W x 25D x 32.75H  <b>Seat:</b> 20.25W x 18D x 4.5T <b>Back:</b> 20.5W x 15.25H x 4T <b>Seat Range:</b> 17.75 Fixed  <b>Arms to Floor:</b> 26.5 <b>Carton Wt:</b> 27 <b>UPS:</b> Yes <b>COM:</b> 1.75  <b>Carton:</b> 28L x 22W x 11H <b>Cube:</b> 3.92 <b>Options:</b> N/A  <b>Features:</b> N/A <b>Control:</b> N/A  <b>Notes:</b> No Tools Required for Assembly.  <b>NJ In-Stock:</b> U6 Black Faux Leather</p>		



**NJ** **WD387** Cherry Finish Visitor's Chair

**Overall Size:** 22.75W x 25D x 32.75H  
**Seat:** 20.25W x 18D x 4.5T **Back:** 20.5W x 15.25H x 4T **Seat Range:** 17.75 Fixed  
**Arms to Floor:** 26.5 **Carton Wt:** 27 **UPS:** Yes **COM:** 1.75  
**Carton:** 28L x 22W x 11H **Cube:** 3.92 **Options:** N/A  
**Features:** N/A **Control:** N/A  
**Notes:** No Tools Required for Assembly.  
**NJ In-Stock:** -U6 Black Faux Leather

Fabric	List Price
-K113 Indigo, -K100 Luna, -K102 Ash or -U6 Blk Faux Leather	400.00
A	445.00
B	485.00
C	515.00
R	550.00



**NJ** **WD388** Espresso Finish Visitor's Chair

**Overall Size:** 22.75W x 25D x 32.75H  
**Seat:** 20.25W x 18D x 4.5T **Back:** 20.5W x 15.25H x 4T **Seat Range:** 17.75 Fixed  
**Arms to Floor:** 26.5 **Carton Wt:** 27 **UPS:** Yes **COM:** 1.75  
**Carton:** 28L x 22W x 11H **Cube:** 3.92 **Options:** N/A  
**Features:** N/A **Control:** N/A  
**Notes:** No Tools Required for Assembly.  
**NJ In-Stock:** -U6 Black Faux Leather

Fabric	List Price
-K100 Luna, -K102 Ash or -U6 Black Faux Leather	400.00
A	445.00
B	485.00
C	515.00
R	550.00



**Occasional Tables**

MG1242S-NB and MG1230R-NB



**MG1242S-NB** Brooklyn Clear Tempered Glass Top Rectangle Coffee Table with Nickel Brush Legs

**Overall Size:** 42W x 24D x 17H  
**Carton Wt:** 40 **UPS:** Yes  
**Carton:** 46L x 27W x 5H **Cube:** 3.59  
**Notes:**

Finish	List Price
Brushed Nickel and Clear Glass	525.00



**MG1230R-NB** Brooklyn Clear Tempered Glass Round Top Coffee Table with Nickel Brush Legs

**Overall Size:** 30W x 30D x 16H  
**Carton Wt:** 28 **UPS:** Yes  
**Carton:** 34L x 33W x 5H **Cube:** 3.24  
**Notes:**

Finish	List Price
Brushed Nickel and Clear Glass	525.00



**MG0922S-NB** Brooklyn Clear Tempered Glass Square Top End Table with Nickel Brush Legs

**Overall Size:** 22W x 22D x 20H  
**Carton Wt:** 16 **UPS:** Yes  
**Carton:** 26L x 25W x 5H **Cube:** 1.88  
**Notes:**

Finish	List Price
Brushed Nickel and Clear Glass	420.00



**MG0920R-NB** Brooklyn Clear Tempered Glass Round Top End Table with Nickel Brush Legs

**Overall Size:** 20W x 20D x 20H  
**Carton Wt:** 14 **UPS:** Yes  
**Carton:** 24L x 23W x 5H **Cube:** 1.73  
**Notes:**

Finish	List Price
Brushed Nickel and Clear Glass	420.00

**NJ, KY or TX In Stock**




	⚙️ <b>MG1242S-BK/MG1242S-WH</b> Brooklyn <b>Matte</b> White or Black Top Rectangle Coffee Table with Nickel Brush Legs	<b>Finish</b> Brushed Nickel and White (-WH) or Black (-BK)	<b>List Price</b> 525.00
	Overall Size: 42W x 24D x 16.25H Carton Wt: 31    ISTA: 3A    UPS: Yes Carton: 48L x 29W x 5H    Cube: 4.02 Notes:		


	⚙️ <b>MG1230R-BK/MG1230R-WH</b> Brooklyn <b>Matte</b> White or Black Round Top Coffee Table with Nickel Brush Legs	<b>Finish</b> Brushed Nickel and White (-WH) or Black (-BK)	<b>List Price</b> 525.00
	Overall Size: 30W x 30D x 20.25H Carton Wt: 25    ISTA: 3A    UPS: Yes Carton: 33L x 32W x 5H    Cube: 3.05 Notes:		


	⚙️ <b>MG0922S-BK/MG0922S-WH</b> Brooklyn <b>Matte</b> White or Black Square Top End Table with Nickel Brush Legs	<b>Finish</b> Brushed Nickel and White (-WH) or Black (-BK)	<b>List Price</b> 420.00
	Overall Size: 22W x 22D x 20.25H Carton Wt: 20    ISTA: 3A    UPS: Yes Carton: 26L x 25W x 6H    Cube: 1.88 Notes:		

	⚙️ <b>MG0920R-BK/MG0920R-WH</b> Brooklyn <b>Matte</b> White or Black Round Top End Table with Nickel Brush Legs	<b>Finish</b> Brushed Nickel and White (-WH) or Black (-BK)	<b>List Price</b> 420.00
	Overall Size: 22W x 22D x 20.25H Carton Wt: 17    ISTA: 3A    UPS: Yes Carton: 25L x 24W x 6H    Cube: 2.08 Notes:		

	⚙️ <b>FLWT433</b> Matte White Top Round Multi-Purpose Table with Metal Base	<b>Finish</b> White Top with -BP Brass Plated Base  -WHT White Base  Marble Top w/ -BK Black Base	<b>List Price</b> 1295.00  1095.00  1295.00
	Overall Size: 41.25W x 41.25D x 30H Carton1: 47L x 47W x 11H    Cube: 14.06    Carton Wt: 85    ISTA: 6    UPS: OS Carton2: 29L x 15W x 14H    Cube: 3.52    Carton Wt: 11    ISTA: 6    UPS: Yes Notes: Ships in 2 Cartons. NJ In-Stock: -WHT		

Shown in: Marble Top/Black Base

	⚙️ <b>FLWA2140</b> Matte White Top Round Coffee Table with Metal Base	<b>Finish</b> White Top with -BP Brass Plated Base  -WHT White Base	<b>List Price</b> 995.00  875.00
	Overall Size: 35.5W x 35.5D x 18H Carton1: 40L x 39W x 2H    Cube: 1.8    Carton Wt: 22    UPS: Yes Carton2: 25L x 25W x 19H    Cube: 6.87    Carton Wt: 34    UPS: Yes Notes: Ships in 2 Cartons. NJ In-Stock: -WHT		

	⚙️ <b>FLWA9300</b> Matte White Top Round Side Table with Metal Base	<b>Finish</b> -WHT White Base	<b>List Price</b> 370.00
	Overall Size: 17.75W x 17.75D x 22.25H Carton Wt: 18    UPS: Yes Carton: 20L x 20W x 11H    Cube: 2.54 Notes: NJ In-Stock: -WHT		



 **FLW36C** Matte White Top Round Counter Height Table with Metal Base

Overall Size: 31.5W x 31.5D x 36H


Carton1: 37L x 37W x 9H    ISTA: 6    Cube: 7.13    Carton Wt: 70    UPS: Yes

Carton2: 35L x 15W x 15H    ISTA: 6    Cube: 4.55    Carton Wt: 12    UPS: Yes

Notes: Ships in 2 Cartons

Finish	List Price
White Top with -WHT White Base	1050.00



 **WST09/WST09-WH/WST09-BK** Wall Street End Table with Chrome Frame and Espresso Finish Wood Top or Black (-BK) or White (-WH) Top

 Overall Size: 22W x 15.75D x 18.5H


Carton Wt: 14    UPS: Yes

Carton: 25L x 20W x 5H    Cube: 1.45

Notes: White table tops are not color-matched to white reception seating  
KY In-Stock: Chrome/Espresso and -BK Chrome/BK

Finish	List Price
Chrome/ Espresso Chrome/White (-WH) Chrome/Black (-BK)	250.00



 **WST12/WST12-WH/WST12-BK** Wall Street Coffee Table with Chrome Frame and Espresso Finish Wood Top or Black (-BK) or White (-WH) Top

 Overall Size: 44W x 22D x 15H

Carton Wt: 31    UPS: Yes

Carton: 48L x 26W x 5H    Cube: 3.61

Notes: White table tops are not color-matched to white reception seating

Finish	List Price
Chrome/ Espresso Chrome/White (-WH) Chrome/Black (-BK)	425.00



 **LN3618** Lane Round Coffee Table in solid wood and wood veneers.

Overall Size: 36W x 36D x 18.25H


Carton Wt: 46    ISTA: 3A    UPS: Yes

Carton: 39L x 39W x 6H    Cube: 5.28

Notes:

Fabric	List Price
-ES Espresso -GY Slate Grey	595.00



 **LN3630** Lane Console Table in solid wood and wood veneers.

Overall Size: 36W x 15D x 30.5H


Carton Wt: 36    ISTA: 3A    UPS: Yes

Carton: 40L x 19W x 8H    Cube: 3.51

Notes:

Fabric	List Price
-ES Espresso -GY Slate Grey	495.00



 **LN3620** Lane Round End Table in solid wood and wood veneers.

Overall Size: 20W x 20D x 22.25H

Carton Wt: 24    ISTA: 3A    UPS: Yes

Carton: 25L x 24W x 8H    Cube: 2.77

Notes:

Fabric	List Price
-ES Espresso -GY Slate Grey	375.00





Work Smart® offers workspace solutions through an extensive range of commercial products. Office seating, guest seating, reception, and lobby furnishings are offered to create the most flexible work environments. Engineered for productivity, efficiency, and the best in functionality and value.



EM98958-3

**work smart**®



**NJ TX** **EM98958-3** Mesh Back Manager's Chair with Black Fabric Seat, Adjustable Padded Arms and Black Nylon Base.

**Overall Size:** 28.5W x 25.5D x 41 - 44H  
**Seat:** 20W x 19.75D x 3T    **Back:** 20W x 22.75H    **Seat Range:** 18.75-21.75  
**Arms to Floor:** 25.75    **Carton Wt:** 45    **UPS:** Yes    **COM:** N/A  
**Carton:** 28L x 26W x 13H    **Cube:** 5.47    **Options:** CG50, SW392  
**Features:** 1, 4, 5, 8, 9    **Control:** Infinite Locking Tilt  
**Notes:**

Fabric	List Price
-3 Black	500.00

**NJ, KY or TX In Stock**



**NJ TX** **EM98958HR-3** Mesh Back Manager's Chair with Headrest, Black Fabric Seat, Adjustable Padded Arms and Black Nylon Base.  
**Overall Size:** 28.5W x 25.5D x 47.5 - 53H  
**Seat:** 20W x 19.75D x 3T **Back:** 20W x 22.75H **Seat Range:** 18.75-21.75  
**Arms to Floor:** 25.75 **Carton Wt:** 46 **UPS:** Yes **COM:** N/A  
**Carton:** 28L x 26W x 13H **Cube:** 5.47 **Options:** CG50, SW392  
**Features:** 1, 4, 5, 8, 9 **Control:** Infinite Locking Tilt  
**Notes:**

Fabric	List Price
-3 Black	550.00



**NJ TX** **EMM98958-3** Mesh Back Manager's Chair with Black Mesh Seat, Adjustable Padded Arms and Black Nylon Base.  
**Overall Size:** 28.5W x 26.25D x 41 - 44H  
**Seat:** 20W x 19.25D **Back:** 20W x 22.5H **Seat Range:** 18.5-21.5  
**Arms to Floor:** 26.5 **Carton Wt:** 44 **UPS:** Yes **COM:** N/A  
**Carton:** 28L x 26W x 13H **Cube:** 5.47 **Options:** CG50, SW392  
**Features:** 1, 4, 5, 8, 9 **Control:** Infinite Locking Tilt  
**Notes:**

Fabric	List Price
-3 Black	550.00



**NJ TX** **EMM98958HR-3** Mesh Back Manager's Chair with Headrest, Black Mesh Seat, Adjustable Padded Arms and Black Nylon Base.  
**Overall Size:** 28.5W x 26.25D x 47.75 - 53.25H  
**Seat:** 20W x 19.25D **Back:** 20W x 22.5H **Seat Range:** 18.5-21.5  
**Arms to Floor:** 26.5 **Carton Wt:** 46 **UPS:** Yes **COM:** N/A  
**Carton:** 28L x 26W x 13H **Cube:** 5.47 **Options:** CG50, SW392  
**Features:** 1, 4, 5, 8, 9 **Control:** Infinite Locking Tilt  
**Notes:**

Fabric	List Price
-3 Black	600.00



**NJ TX** **EM96809C-3** Mesh Back Manager's Chair with Black Fabric Seat, Adjustable PU Padded Flip Arms and Chrome Base.  
**Overall Size:** 26W x 24.5D x 40 - 43.75H  
**Seat:** 20.25W x 19D x 4T **Back:** 18.5W x 21.75H **Seat Range:** 19-22.75  
**Arms to Floor:** 27.5 **Carton Wt:** 25 **UPS:** Yes **COM:** N/A  
**Carton:** 24L x 23W x 13H **Cube:** 4.15 **Options:** CG50, SW70  
**Features:** 1, 4, 5, 8, 9 **Control:** Locking Tilt  
**Notes:**

Fabric	List Price
-3 Black	350.00



**NJ TX** **EMW96809C-3** Mesh Back White Frame Manager's Chair with Black Fabric Seat, Adjustable PU Padded Flip Arms and Chrome Base.  
**Overall Size:** 26W x 24.5D x 40 - 43.75H  
**Seat:** 20.25W x 19D x 4T **Back:** 18.5W x 21.75H **Seat Range:** 19-22.75  
**Arms to Floor:** 27.5 **Carton Wt:** 25 **UPS:** Yes **COM:** N/A  
**Carton:** 24L x 23W x 13H **Cube:** 4.15 **Options:** CG50, SW70  
**Features:** 1, 4, 5, 8, 9 **Control:** Locking Tilt  
**Notes:** White Trim Dual Wheel Carpet Casters

Fabric	List Price
-3 White/Black	350.00



**NJ TX** **EM60020CHR-3** Mesh Back Manager's Chair with 2-Way Adjustable Headrest, Black Fabric Seat, and Adjustable PU Padded Flip Arms.  
**Overall Size:** 28.25W x 26D x 45.5 - 52.25H  
**Seat:** 19.75W x 19D x 3.75T **Back:** 18W x 23.25H **Seat Range:** 18-21.75  
**Arms to Floor:** 26.5 **Carton Wt:** 36 **UPS:** Yes **COM:** N/A  
**Carton:** 26L x 26W x 13H **Cube:** 5.08 **Options:** CG50, SW70  
**Features:** 1, 4, 5, 8, 9 **Control:** Locking Tilt  
**Notes:** Chrome Base

Fabric	List Price
-3 Black	395.00



**EMW60020CHR-3** Mesh Back Manager's Chair in White Frame w/2-Way Adjustable Headrest, Black Fabric Seat, & Adjustable PU Padded Flip Arms.  
**Overall Size:** 28.25W x 26D x 45.5 - 52.25H  
**Seat:** 19.75W x 19D x 3.75T **Back:** 18W x 23.25H **Seat Range:** 18-21.75  
**Arms to Floor:** 26.5 **Carton Wt:** 36 **UPS:** Yes **COM:** N/A  
**Carton:** 26L x 26W x 13H **Cube:** 5.08 **Options:** CG50, SW70  
**Features:** 1, 4, 5, 8, 9 **Control:** Locking Tilt  
**Notes:** Chrome Base

Fabric	List Price
-3 White/Black	395.00



**EMW60020CHR-2** Mesh Back Manager's Chair in White Frame w/2-Way Adjustable Headrest, Grey Fabric Seat, & Adjustable PU Padded Flip Arms.  
**Overall Size:** 28.25W x 26D x 45.5 - 52.25H  
**Seat:** 19.75W x 19D x 3.75T **Back:** 18W x 23.25H **Seat Range:** 18-21.75  
**Arms to Floor:** 26.5 **Carton Wt:** 36 **UPS:** Yes **COM:** N/A  
**Carton:** 26L x 26W x 13H **Cube:** 5.08 **Options:** CG50, SW70  
**Features:** 1, 4, 5, 8, 9 **Control:** Locking Tilt  
**Notes:** Chrome Base

Fabric	List Price
-2 White/Grey	395.00



**NJ** **EM60946HR-3** Mesh Back Manager's Chair with Fixed Headrest in Black Fabric Seat, and Fabric Padded Flip Arms.  
**Overall Size:** 26.25W x 27.75D x 47.75 - 51.25H  
**Seat:** 20.25W x 20.75D x 3.25T **Back:** 18.5W x 2.5H **Seat Range:** 20.75 - 23.75  
**Arms to Floor:** 27.75 **Carton Wt:** 33 **UPS:** Yes **COM:** N/A  
**Carton:** 23L x 23W x 12H **Cube:** 3.67 **Options:** CG50, SW70  
**Features:** 1, 4, 5, 8, 9 **Control:** Locking Tilt  
**Notes:** Black Metal Base

Fabric	List Price
-3 Black	312.00



**NJ  
KY  
TX** **EM60926P** Screen Back Manager's Chair in Black Fabric Mesh or Faux Leather Seat, with PU Padded Flip Arms.  
**Overall Size:** 25.75W x 24.75D x 38.75 - 42.5H  
**Seat:** 19.5W x 19D x 3.25T **Back:** 17.5W x 22H **Seat Range:** 17.5 - 21.25  
**Arms to Floor:** 26.25 **Carton Wt:** 29 **UPS:** Yes **COM:** N/A  
**Carton:** 24L x 23W x 12H **Cube:** 3.83 **Options:** CG50, SW392  
**Features:** 1, 4, 5, 8, 9 **Control:** Locking Tilt  
**Notes:** Black Nylon Base with Dual Wheel Carpet Casters.  
**TX In-Stock:** -3M.

Fabric	List Price
-3M Black -U6 Black	395.00



**NJ  
KY  
TX** **EM60926WH** White Screen Back Manager's Chair in Faux Leather or Fabric Seat, Padded Flip Arms and White Frame.  
**Overall Size:** 25.75W x 24D x 38.75 - 42.5H  
**Seat:** 19.5W x 19D x 3.25T **Back:** 17.5W x 22H **Seat Range:** 17 - 20.75  
**Arms to Floor:** 26.25 **Carton Wt:** 29 **UPS:** Yes **COM:** N/A  
**Carton:** 24L x 23W x 12H **Cube:** 3.83 **Options:** CG50, SW392  
**Features:** 1, 4, 5, 8, 9 **Control:** Locking Tilt  
**Notes:** White Base with Dual Wheel Carpet Casters. **TX In-Stock:** -F23  
**Optional Arm:** [EM60926PWH with PU Pad in Linen Fabric Seats](#)

Fabric	List Price
-U11 White	450.00
F22 Linen Stone F23 Linen Black F28 Linen Turquoise	
<a href="#">EM60926PWH (PU Pads)</a>	465.00



**NJ  
KY  
TX** **69906** Mesh Seat and Back Manager's Chair with Padded Flip Arms, Heavy Duty Base in Silver or Matching Color Accents, and Dual Wheel Carpet Casters  
**Overall Size:** 27W x 26.5D x 37.5-41.25H  
**Seat:** 19.25W x 19D **Back:** 18.25W x 21H **Seat Range:** 18.25-22.25  
**Arms to Floor:** 26.5 **Carton Wt:** 41 **ISTA:** 3A **UPS:** Yes **COM:** N/A  
**Carton:** 26L x 25W x 13H **Cube:** 4.89 **Options:** CG50, SW70  
**Features:** 1, 4, 5, 7, 8, 9 **Control:** 2-to-1 Synchro Tilt  
**Notes:** **REPLACES** EMH69006 and EMH69007. Patent# US 29/553,650  
**NJ and TX In-Stock:** -2 Grey and -3 Black. **KY In-Stock:** -2, and -3.

Fabric	List Price
-2 Grey -3 Black	495.00

**NJ, KY or TX In Stock**






**NJ KY TX** **RLY26** White Mesh Seat and Back Manager's Chair with Padded Flip Arms, Heavy Duty Base with Silver Accents, and Dual Wheel Carpet Casters  
**Overall Size:** 27W x 26.5D x 37.5-41.25H  
**Seat:** 19.25W x 19D **Back:** 18.25W x 21H **Seat Range:** 18.25-22.25  
**Arms to Floor:** 26.5 **Carton Wt:** 40 **ISTA:** 3A **UPS:** Yes **COM:** N/A  
**Carton:** 26L x 25W x 13H **Cube:** 4.89 **Options:** CG50, SW70  
**Features:** 1, 4, 5, 7, 8, 9 **Control:** 2-to-1 Synchro Tilt  
**Notes:** Patent# US 29/553,650 NJ and TX In-Stock: -WH White. KY In-Stock: BL, -GN, -PR, -WH

Fabric	List Price
-WH White	525.00
-BK Black	
-BL Blue	
-GN Green	



**NJ KY** **EM69200PN** Screen Back Armless Task Chair in Fabric Mesh Seat and Dual Wheel Carpet Casters  
**Overall Size:** 25.25W x 24.5D x 36 - 39.75H  
**Seat:** 19.5W x 19D x 3T **Back:** 18W x 19H **Seat Range:** 17.25 - 21  
**Arms to Floor:** N/A **Carton Wt:** 22 **UPS:** Yes **COM:** N/A  
**Carton:** 25L x 23W x 12H **Cube:** 3.99 **Options:** CG50, SW392  
**Features:** 1, 4, 8 **Control:** Pneumatic  
**Notes:** Black Nylon Base. NJ In-Stock: -3M, -6, -18, and -512  
 KY In-Stock: -3M, -6, -512

Fabric	List Price
-3M Black	280.00



**NJ KY** **EM69202N** Screen Back Chair in Fabric Mesh Seat, Flip Arms with Silver Accents and Dual Wheel Carpet Casters  
**Overall Size:** 25.25W x 23D x 36.75-40.25H  
**Seat:** 19.5W x 19D x 3T **Back:** 18W x 19.25H **Seat Range:** 17.75 - 21.5  
**Arms to Floor:** 25 **Carton Wt:** 29 **UPS:** Yes **COM:** N/A  
**Carton:** 25L x 23W x 12H **Cube:** 3.99 **Options:** CG50, SW392  
**Features:** 1, 4, 5, 8, 9 **Control:** Locking Tilt  
**Notes:** Black Nylon Base. NJ In-Stock: -3M, -6, -18, & -512  
 KY In-Stock: -3M Black

Fabric	List Price
-3M Black	320.00



**NJ KY** **EM69203C** Screen Back Chair in Faux Leather Seat, Chrome Padded Arms and Dual Wheel Carpet Casters  
**Overall Size:** 25.25W x 22D x 37-40.75H  
**Seat:** 19.25W x 19D x 3T **Back:** 18W x 19.25H **Seat Range:** 18 - 21.75  
**Arms to Floor:** 25.75 **Carton Wt:** 32 **UPS:** Yes **COM:** N/A  
**Carton:** 25L x 23W x 13H **Cube:** 4.32 **Options:** CG50, SW70  
**Features:** 1, 4, 5, 8, 9 **Control:** Locking Tilt  
**Notes:** Chrome Base.

Fabric	List Price
-U6 Black	350.00



**NJ TX** **EM60930** Black Breathable Mesh Back Chair in Black Frame, Black Linen Fabric or Faux Leather Seat and PU Padded Arms  
**Overall Size:** 28W x 25D x 41.25-44.25H  
**Seat:** 19.5W x 19.25D x 3T **Back:** 18.25W x 23.25H **Seat Range:** 18.25 - 21.25  
**Arms to Floor:** 26.5 **Carton Wt:** 38 **UPS:** Yes **COM:** 0.75 yds.  
**Carton:** 26L x 25W x 13H **Cube:** 4.89 **Options:** CG50, SW70  
**Features:** 1, 4, 5, 7, 8, 9 **Control:** 2-to-1 Synchro Tilt  
**Notes:** Black Nylon Base  
 Dual Wheel Carpet Casters



Fabric	List Price
-F23 Linen Black	475.00
-U6 Black	475.00
A	500.00
B	525.00

**275 lbs.**



**NJ TX** **EM60930C** Black Breathable Mesh Back Chair in Black Frame, Bonded Leather Seat and PU Padded Arms  
**Overall Size:** 28W x 25D x 41.25-44.25H  
**Seat:** 19.5W x 19.25D x 3T **Back:** 18.25W x 23.25H **Seat Range:** 18.25 - 21.25  
**Arms to Floor:** 26.5 **Carton Wt:** 38 **UPS:** Yes **COM:** 0.75 yds.  
**Carton:** 26L x 25W x 13H **Cube:** 4.89 **Options:** CG50, SW70  
**Features:** 1, 4, 5, 7, 8, 9 **Control:** 2-to-1 Synchro Tilt  
**Notes:** Chrome Base  
 Dual Wheel Carpet Casters



Fabric	List Price
-EC3 Black	475.00
A	500.00
B	525.00

**275 lbs.**





**NJ  
KY  
TX** **EMH69216-3M/EMH69216-U6** Mesh Back Manager's Chair with Faux Leather or Mesh Seat, Adjustable Padded Flip Arms and Silver Nylon Base  
**Overall Size:** 27W x 24.5D x 38 - 41H  
**Seat:** 21W x 20.25D x 3.5T **Back:** 18.75W x 21.5H **Seat Range:** 17.25-20.25  
**Arms to Floor:** 24.25 **Carton Wt:** 33 **UPS:** Yes **COM:** N/A  
**Carton:** 26L x 26W x 11H **Cube:** 4.30 **Options:** CG50, SW70  
**Features:** 1, 4, 5, 8, 9 **Control:** Locking Tilt  
**Notes:** Silver Frame. KY and TX In-Stock: EMH69216-3M

Fabric	List Price
-3M Black Mesh or -U6 Black Faux Leather	395.00



**NJ  
KY  
TX** **EMH6921C-EC3** Mesh Back Manager's Chair in Bonded Leather Seat, Adjustable Padded Flip Arms & Chrome Base  
**Overall Size:** 26.5W x 24.5D x 39.5 - 42.5H  
**Seat:** 20.75W x 20D x 3.5T **Back:** 18.5W x 21.75H x 2.25T **Seat Range:** 19.5-22.5  
**Arms to Floor:** 26 **Carton Wt:** 17 **UPS:** Yes **COM:** N/A  
**Carton:** 25L x 25W x 12H **Cube:** 4.34 **Options:** CG50, SW392  
**Features:** 1, 4, 5, 8, 9 **Control:** Locking Tilt  
**Notes:**

Fabric	List Price
-EC-3 Chrome/Black Bonded Leather	395.00



**NJ  
TX** **EM35206-EC3** Screen Back and Bonded Leather Seat Manager's Chair with Coated Finish Base and Accents  
**Overall Size:** 27.75W x 26.5D x 38-41.75H  
**Seat:** 19W x 20D x 4T **Back:** 18W x 21H **Seat Range:** 17.5-21.25  
**Arms to Floor:** 27 **Carton Wt:** 35 **UPS:** Yes **COM:** N/A  
**Carton:** 27L x 26W x 12H **Cube:** 4.87 **Options:** CG50, SW70  
**Features:** 1, 4, 7, 8, 9 **Control:** 2-to-1 Synchro Tilt  
**Notes:** NJ and TX In-Stock

Fabric	List Price
EM35206-EC3 Silver/Black	420.00



**NJ  
KY  
TX** **EM51022N** Woven Mesh Back Task Chair with Dual Wheel Carpet Casters  
**Overall Size:** 26.75W x 24.5D x 36.75-40.5H  
**Seat:** 20W x 18.25D x 2.5T **Back:** 18W x 18.5H **Seat Range:** 17.5 -22.25  
**Arms to Floor:** 24.5 **Carton Wt:** 30 **UPS:** Yes **COM:** .75 yd  
**Carton:** 25L x 24W x 13H **Cube:** 4.51 **Options:** SW392  
**Features:** 1, 4, 5, 8, 9 **Control:** Locking Tilt Control  
**Notes:** REPLACES 47903A. NJ and TX In-Stock: -3 Black  
 KY In-Stock: -3 Black

Fabric	List Price
-3 Black Mesh or -2 Grey	350.00
A	375.00
B	400.00
C	425.00
R	445.00



**NJ  
TX** **EM91027-3** Mesh Screen Back Chair with Height Adjustable PU Padded Arms, Mesh Fabric Seat, Black Nylon Base & Dual Wheel Carpet Casters  
**Overall Size:** 25.25W x 23.5D x 38.25-41H  
**Seat:** 19.75W x 19D x 2.75T **Back:** 19.5W x 20.5H **Seat Range:** 17.75 -20.5  
**Arms to Floor:** 25 **Carton Wt:** 39 **UPS:** Yes **COM:** 0.75 yd  
**Carton:** 28L x 25W x 14H **Cube:** 5.67 **Options:** CG50, SW392  
**Features:** 1, 4, 5, 8, 9 **Control:** Locking Tilt Control  
**Notes:** TX In-Stock: -3 Black

Fabric	List Price
-3 Black	495.00
A	525.00
B	565.00
C	590.00
R	625.00
<b>275 lbs.</b>	



**NJ  
TX** **EM91027C-3** Mesh Screen Back Chair with Height Adjustable PU Padded Arms, Mesh Fabric Seat, Chrome Base & Dual Wheel Carpet Casters  
**Overall Size:** 29W x 25.5D x 38.5-42.25H  
**Seat:** 19.75W x 18.5D x 3.5T **Back:** 18.75W x 20.75H **Seat Range:** 17.75 -20.5  
**Arms to Floor:** 25.25 **Carton Wt:** 37 **UPS:** Yes **COM:** 0.75 yd  
**Carton:** 27L x 26W x 14H **Cube:** 5.68 **Options:** CG50, SW392  
**Features:** 1, 4, 5, 8, 9 **Control:** Locking Tilt Control  
**Notes:**

Fabric	List Price
-3 Black	495.00
A	525.00
B	565.00
C	590.00
R	625.00
<b>275 lbs.</b>	



**NJ TX** **EM98910-3** Mesh Screen Seat and Back Manager's Chair with Height Adjustable Arms, Nylon Base and Dual Wheel Carpet Casters  
**Overall Size:** 28.25W x 25.75D x 38-41.75H  
**Seat:** 20W x 19.5D **Back:** 18.75W x 19.5H **Seat Range:** 18.75-22.5  
**Arms to Floor:** 26.5 **Carton Wt:** 43 **UPS:** Yes **COM:** N/A  
**Carton:** 28L x 26W x 15H **Cube:** 6.31 **Options:** CG50, SW70  
**Features:** 1, 4, 5, 7, 8 **Control:** 2-to-1 Synchro Tilt  
**Notes:**

Fabric	List Price
-3 Black	550.00



**NJ TX** **EM98910C-3** Mesh Screen Seat and Back Manager's Chair with Height Adjustable Arms, Angled Chrome Base and Dual Wheel Carpet Casters  
**Overall Size:** 29W x 26.5D x 37.5-40.5H  
**Seat:** 20W x 19.5D **Back:** 18.75W x 19.5H **Seat Range:** 18-21  
**Arms to Floor:** 26.5 **Carton Wt:** 43 **UPS:** Yes **COM:** N/A  
**Carton:** 27L x 25W x 14H **Cube:** 5.46 **Options:** CG50, SW70  
**Features:** 1, 4, 5, 7, 8 **Control:** 2-to-1 Synchro Tilt  
**Notes:**

Fabric	List Price
-3 Black	550.00

### Ergonomic Fabric Seating



**33320** Mid Back Dual Function Ergonomic Chair with Ratchet Back Height Adjustment without Arms  
**Overall Size:** 26.5W x 24.75D x 34.5-42.25H  
**Seat:** 19W x 18D x 3.5T **Back:** 16.5W x 16H x 3T **Seat Range:** 18.5-23.5  
**Arms to Floor:** N/A **Carton Wt:** 49 **UPS:** Yes **COM:** 1.0 yds  
**Carton:** 25L x 25W x 14H **Cube:** 4.66 **Options:** CG50, SW70  
**Features:** 1, 2, 4, 11 **Control:** Dual Function  
**Notes:**

Fabric	List Price
-30 FreeFlex® II Coal	465.00
A	490.00
B	525.00
C	555.00
R	585.00



**33327** Mid Back Dual Function Ergonomic Chair with Ratchet Back Height Adjustment and Height and Width Adjustable Arms  
**Overall Size:** 26.5W x 24.75D x 34.5-42.25H  
**Seat:** 19W x 18D x 3.5T **Back:** 16.5W x 16H x 3T **Seat Range:** 18.5-23.5  
**Arms to Floor:** 26 **Carton Wt:** 51 **UPS:** Yes **COM:** 1.0 yds  
**Carton:** 25L x 25W x 14H **Cube:** 5.06 **Options:** CG50, SW70  
**Features:** 1, 2, 4, 11 **Control:** Dual Function  
**Notes:**

Fabric	List Price
-30 FreeFlex® II Coal	545.00
A	570.00
B	605.00
C	635.00
R	665.00



**33340** High Back Dual Function Ergonomic Chair with Ratchet Back Height Adjustment without Arms  
**Overall Size:** 20W x 20.5D x 37.5-42.25H  
**Seat:** 20W x 18.25D x 2.25T **Back:** 17.25W x 20H x 2.75T **Seat Range:** 17.5-21  
**Arms to Floor:** N/A **Carton Wt:** 42 **UPS:** Yes **COM:** 1.0 yds  
**Carton:** 27L x 24W x 14H **Cube:** 5.25 **Options:** CG50, SW70  
**Features:** 1, 2, 4, 11 **Control:** Dual Function  
**Notes:**

Fabric	List Price
A	525.00
B	565.00
C	595.00
R	625.00



**33347** High Back Dual Function Ergonomic Chair with Ratchet Back Height Adjustment and Height and Width Adjustable Arms  
**Overall Size:** 26.5W x 24.75D x 37.5-42.25H  
**Seat:** 19W x 18D x 3.5T **Back:** 18W x 19.25H x 3T **Seat Range:** 18.25-22  
**Arms to Floor:** 23.5 **Carton Wt:** 53 **UPS:** 50 **COM:** 1.0 yds  
**Carton:** 25L x 25W x 14H **Cube:** 5.06 **Options:** CG50, SW70  
**Features:** 1, 2, 4, 11 **Control:** Dual Function  
**Notes:** NJ In-Stock: -R105 Dillon Blue and -R107 Dillon Black

Fabric	List Price
-30 FreeFlex® II Coal	575.00
A	605.00
B	645.00
C	675.00
R	705.00



**36420** Dual Function Ergonomic Chair with Back Height Adjustment

**Overall Size:** 25.5W x 23D x 37-44.25H  
**Seat:** 18.25W x 17.5D x 3.75T **Back:** 15.5W x 19.255H x 3.25T **Seat Range:** 17.75-22.75  
**Arms to Floor:** N/A **Carton Wt:** 38 **UPS:** Yes **COM:** 1 yd  
**Carton:** 24L x 24W x 14H **Cube:** 4.66 **Options:** CG50, SW70  
**Features:** 1, 2, 4, 11 **Control:** Dual Function  
**Notes:** KY In-Stock: -231 Icon Black

Fabric	List Price
A	425.00
B	465.00
C	490.00
R	510.00



**36427** Dual Function Ergonomic Chair with Back Height Adjustment and Height Adjustable Arms

**Overall Size:** 24.5W x 23D x 44H  
**Seat:** 18.5W x 17.75D x 3.5T **Back:** 16W x 18.5H x 2.75T **Seat Range:** 15.25-20.5  
**Arms to Floor:** 24.25 **Carton Wt:** 45 **UPS:** Yes **COM:** 1 yd  
**Carton:** 24L x 24W x 14H **Cube:** 4.66 **Options:** CG50, SW70  
**Features:** 1, 2, 4, 11 **Control:** Dual Function  
**Notes:**

Fabric	List Price
A	505.00
B	545.00
C	570.00
R	590.00



**8180** Sculptured Ergonomic Manager's Chair with Adjustable Arms

**Overall Size:** 22.75W x 23.75D x 34 - 39.5H  
**Seat:** 18.5W x 18.25D x 3.75T **Back:** 16.75W x 17H x 3.25T **Seat Range:** 18 - 23  
**Arms to Floor:** 17.5 **Carton Wt:** 43 **UPS:** Yes **COM:** 1 yd  
**Carton:** 24L x 24W x 13H **Cube:** 4.33 **Options:** CG50, SW70, SK7, SK5  
**Features:** 1, 2, 4, 10 **Control:** Multi-Task  
**Notes:** NJ In-Stock: -231

Fabric	List Price
-231 Icon Black	425.00
A	450.00
B	485.00
C	510.00
R	535.00



**2907** High Back Multi Function Ergonomic Chair with Ratchet Back Height Adjustment and 2-Way Adjustable Arms

**Overall Size:** 26W x 26.5D x 42.25-45.75H  
**Seat:** 20.25W x 21D x 3.5T **Back:** 19.75W x 25H x 2.5T **Seat Range:** 19-22.5  
**Arms to Floor:** 25.5 **Carton Wt:** 61 **UPS:** Yes **COM:** 2.0 yds  
**Carton:** 29L x 26W x 15H **Cube:** 6.54 **Options:** CG50, SW70  
**Features:** 1, 2, 4, 8, 13 **Control:** Multi Function  
**Notes:** NJ In-Stock: -231

Fabric	List Price
A	675.00
B	725.00
C	765.00
R	800.00



**3121** Mid Back 2-to-1 Synchro Tilt Ergonomic Chair with 2-Way Adjustable Soft Padded Arms and Molded Foam

**Overall Size:** 28W x 25D x 37.5-41H  
**Seat:** 20.5W x 19.5D x 4T **Back:** 19.5W x 19.5H x 3.75T **Seat Range:** 18.75 -22.25  
**Arms to Floor:** 25.5 **Carton Wt:** 53 **UPS:** Yes **COM:** 1.0 yds  
**Carton:** 30L x 25W x 14H **Cube:** 6.07 **Options:** CG50, SW70  
**Features:** 1, 4, 7, 8, 9 **Control:** 2-to-1 Synchro Tilt  
**Notes:** KY and TX In-Stock: -231 Icon Black  
 NJ In-Stock: -R105 Dillon Blue and -R107 Dillon Black

Fabric	List Price
-231 Icon Black	510.00
A	540.00
B	580.00
C	610.00
R	645.00



**43808** Multi Function Ergonomic Chair with Ratchet Back and Adjustable Soft Padded Arms

**Overall Size:** 26.25W x 23.25D x 36-43H  
**Seat:** 20W x 19D x 3.5T **Back:** 18.5W x 18.25H x 3.5T **Seat Range:** 17.5 -21  
**Arms to Floor:** 26 **Carton Wt:** 55 **UPS:** Yes **COM:** 1.25 yds  
**Carton:** 27L x 25W x 14H **Cube:** 5.46 **Options:** CG50, SW70, SK1, SK5  
**Features:** 1, 2, 4, 8, 13 **Control:** Multi Function  
**Notes:** NJ and KY In-Stock: -231 Icon Black

Fabric	List Price
-231 Icon Black	525.00
A	555.00
B	595.00
C	625.00
R	660.00



**EC4300** Professional Dual Function Ergonomic High Back Chair in Silver Ion Technology\* Dillon Seat and Back with Height Adjustable Padded Arms  
 Overall Size: 26.75W x 25.75D x 42.75-48.25H  
 Seat: 20W x 19.75D x 4.25T Back: 18.5W x 25.25H x 4T Seat Range: 18.25 -21.75  
 Arms to Floor: 25.75 Carton Wt: 57 UPS: Yes COM: N/A  
 Carton: 31L x 26W x 16H Cube: 7.46 Options: CG50, SW70  
 Features: 1, 2, 4, 11 Control: Dual Function  
 Notes: KY In-Stock: -R107 Dillon Black  
 NJ In-Stock: -R105 Dillon Blue and -R107 Dillon Black

Fabric	List Price
-R103 Dillon Stratus -R105 Dillon Blue -R107 Dillon Black	625.00



**EC4350** Deluxe Multi Function Ergonomic High Back Chair in Silver Ion Technology\* Dillon Seat & Back with Ratchet Back Height and 2-Way Adjustable Arms  
 Overall Size: 25.5W x 30.25D x 42.25-48.5H  
 Seat: 20W x 21D x 4.5T Back: 19.5W x 24.25H x 4T Seat Range: 18.75 -22.75  
 Arms to Floor: 25.5 Carton Wt: 64 UPS: Yes COM: N/A  
 Carton: 29L x 26W x 15H Cube: 6.54 Options: CG50, SW70  
 Features: 1, 2, 4, 8, 13 Control: Multi Function  
 Notes: KY In-Stock: -R107 Dillon Black. NJ In-Stock: -R107 Dillon Black

Fabric	List Price
-R107 Dillon Black	650.00

### Pneumatic Task Chairs



**33101** Deluxe Task Chair with Ratchet Back Height Adjustment without Arms  
 Overall Size: 20W x 23.5D x 34.75-41.5H  
 Seat: 20W x 18.25D x 2.25T Back: 16.75W x 17H x 2.75T Seat Range: 18 -23.5  
 Arms to Floor: N/A Carton Wt: 40 UPS: Yes COM: 1.0 yds  
 Carton: 25L x 25W x 14H Cube: 5.06 Options: 07, CG50, SW70, SK7, SK5  
 Features: 1, 2, 3, 4 Control: Pneumatic  
 Notes:

Fabric	List Price
-30 FreeFlex® II Coal	400.00
A	420.00
B	450.00
C	475.00
R	500.00



**33107** Deluxe Task Chair with Ratchet Back Height Adjustment and Height and Width Adjustable Arms  
 Overall Size: 24.25W x 23.25D x 41.5H  
 Seat: 20W x 18.25D x 2.25T Back: 16.75W x 17H x 2.75T Seat Range: 17 -20.5  
 Arms to Floor: 24 Carton Wt: 41 UPS: Yes COM: 1.0 yds  
 Carton: 24L x 23W x 14H Cube: 4.47 Options: CG50, SW70, SK7, SK5  
 Features: 1, 2, 3, 4 Control: Pneumatic  
 Notes:

Fabric	List Price
-30 FreeFlex® II Coal	480.00
A	500.00
B	530.00
C	555.00
R	580.00



**8120** Sculptured Task Chair  
 Overall Size: 25W x 25D x 33-40.75H  
 Seat: 18.5W x 18.25D x 4.5T Back: 17W x 16H x 3.25T Seat Range: 17.75 -22.75  
 Arms to Floor: N/A Carton Wt: 29 UPS: Yes COM: 1 yd  
 Carton: 24L x 24W x 10H Cube: 3.33 Options: 07, CG50, SW70, SK7, SK5  
 Features: 1, 2, 3, 4 Control: Pneumatic  
 Notes: NJ and KY In-Stock: -231 Icon Black

Fabric	List Price
-231 Icon Black	285.00
A	310.00
B	335.00
C	355.00
R	375.00

### Healthcare



**BC9601HT** Silver Ion Technology\* Dillon and Castillo Hip Patient Chair with soft PU Arms, Sturdy Titanium Metal Frame and 24.25 in. Seat Height Providing Easy Entry/Egress.  
 Overall Size: 24.25W x 29.25D x 39.75H  
 Seat: 21.75W x 20.75D x 3.5T Back: 20.75W x 16.25H x 3.5T Seat Range: 24.5 Fixed  
 Arms to Floor: 31.75 Carton Wt: 53 UPS: Yes COM: 2.0 yds  
 Carton: 36L x 29W x 12H Cube: 7.25 Options: N/A  
 Features: N/A Control: N/A  
 Notes: NJ In-Stock: -R107 Dillon Black.

Fabric	List Price
Dillon and Castillo	600.00
<b>Big &amp; Tall 400 lbs.</b>	





**BC9602HT Silver Ion Technology\*** Dillon and Castillo Hip Patient Chair with soft PU Arms, Sturdy Titanium Metal Frame and 24.25 in. Seat Height Providing Easy Entry/Egress.  
**Overall Size:** 28W x 29.25D x 39.75H  
**Seat:** 25.25W x 20.75D x 3.5T **Back:** 25W x 16.25H x 3.5T **Seat Range:** 24.5 Fixed  
**Arms to Floor:** 31.75 **Carton Wt:** 57 **UPS:** Yes **COM:** 2.5 yds  
**Carton:** 36L x 29W x 12H **Cube:** 7.25 **Options:** N/A  
**Features:** N/A **Control:** N/A  
**Notes:** NJ In-Stock: -R107 Dillon Black.

Fabric	List Price
Dillon and Castillo	660.00
<b>Big &amp; Tall 400 lbs.</b>	



**BC90222 Silver Ion Technology\*** Dillon and Castillo Loveseat with soft PU Arms, Sturdy Titanium Metal Frame  
**Overall Size:** 46.25W x 27.25D x 34.75H  
**Seat:** 43.75W x 20.75D x 3.75T **Back:** 42.75W x 16.25H x 3.75T **Seat Range:** 20 Fixed  
**Arms to Floor:** 27 **Carton Wt:** 73 **UPS:** Yes **COM:** 2.75 yds  
**Carton:** 45L x 28W x 11H **Cube:** 8.02 **Options:** N/A  
**Features:** N/A **Control:** N/A  
**Notes:** NJ In-Stock: -R107 Dillon Black.

Fabric	List Price
Dillon and Castillo	850.00
<b>Big &amp; Tall 400 lbs.</b>	



**BC9601 Silver Ion Technology\*** Dillon and Castillo Large Occupant Chair with soft PU Arms, Sturdy Titanium Metal Frame.  
**Overall Size:** 24.75W x 27.75D x 35.25H  
**Seat:** 21.75W x 21D x 3.5T **Back:** 20.75W x 16H x 3.5T **Seat Range:** 19.75 Fixed  
**Arms to Floor:** 27 **Carton Wt:** 47 **UPS:** Yes **COM:** 2.0 yds  
**Carton:** 36L x 27W x 10H **Cube:** 5.62 **Options:** N/A  
**Features:** N/A **Control:** N/A  
**Notes:** NJ In-Stock: -R107 Dillon Black. KY In-Stock: -R102 Dillon Java & -R103 Dillon Stratus. TX in-Stock: -R105 Dillon Blue & -R107 Dillon Black

Fabric	List Price
Dillon and Castillo	565.00
<b>Big &amp; Tall 300 lbs.</b>	



**BC9602 Silver Ion Technology\*** Dillon and Castillo Large Occupant Chair with soft PU Arms, Sturdy Titanium Metal Frame  
**Overall Size:** 29W x 27.75D x 35.25H  
**Seat:** 25.75W x 21D x 3.5T **Back:** 24.75W x 16H x 3.25T **Seat Range:** 19.75 Fixed  
**Arms to Floor:** 27 **Carton Wt:** 52 **UPS:** Yes **COM:** 2.5 yds  
**Carton:** 36L x 27W x 10H **Cube:** 5.62 **Options:** N/A  
**Features:** N/A **Control:** N/A  
**Notes:** NJ In-Stock: -R107 Dillon Black. KY In-Stock: -R107 Dillon Black TX in-Stock: -R105 Dillon Blue & -R107 Dillon Black.

Fabric	List Price
Dillon and Castillo	625.00
<b>Big &amp; Tall 400 lbs.</b>	



**BC9603 Silver Ion Technology\*** Dillon and Castillo Large Occupant Chair with soft PU Arms, Sturdy Titanium Metal Frame  
**Overall Size:** 32.75W x 27.75D x 35.25H  
**Seat:** 29.75W x 21D x 3.5T **Back:** 28.5W x 16H x 3.25T **Seat Range:** 19.75 Fixed  
**Arms to Floor:** 27 **Carton Wt:** 57 **UPS:** Yes **COM:** 2.75 yds  
**Carton:** 36L x 31W x 10H **Cube:** 6.45 **Options:** N/A  
**Features:** N/A **Control:** N/A  
**Notes:** NJ In-Stock: -R107 Dillon Black. TX in-Stock: -R105 Dillon Blue & -R107 Dillon Black

Fabric	List Price
Dillon and Castillo	685.00
<b>Big &amp; Tall 500 lbs.</b>	



**V4410 Deluxe Sled Base Armchair** with Molded Foam Seat and Back, Designer Plastic Shell Back and Black Steel Frame  
**Overall Size:** 24W x 24.25D x 34.25H  
**Seat:** 19.25W x 17.75D x 3T **Back:** 19W x 16.5H x 2.25T **Seat Range:** 18 Fixed  
**Arms to Floor:** 25.5 **Carton Wt:** 29 **UPS:** Yes **COM:** 1 yd  
**Carton:** 32L x 22W x 10H **Cube:** 4.07 **Options:** N/A  
**Features:** N/A **Control:** N/A  
**Notes:** Non Stacking. NJ and KY In-Stock: -231 Icon Black

Fabric	List Price
-231 Icon Black	310.00
A	325.00
B	345.00
C	370.00
R	395.00



**V4420** Deluxe Sled Base Chair with Molded Foam Seat and Back, Designer Plastic Shell Back and Black Steel Frame

**NJ**

Overall Size: 23.5W x 24.25D x 34.25H  
 Seat: 19.5W x 18D x 2.5T Back: 19W x 17H x 2.25T Seat Range: 18 Fixed  
 Arms to Floor: N/A Carton Wt: 26 UPS: Yes COM: 1 yd  
 Carton: 32L x 21W x 10H Cube: 3.88 Options: N/A  
 Features: N/A Control: N/A  
 Notes: Non Stacking. NJ and KY In-Stock: -231 Icon Black

Fabric	List Price
-231 Icon Black	285.00
A	300.00
B	320.00
C	340.00
R	362.00



**STC3410** 4-Leg Armchair with Plastic Shell Back and Black Steel Frame

**NJ KY TX**

Overall Size: 24.25W x 24.75D x 33.25H  
 Seat: 18W x 18.75D x 2.5T Back: 18W x 15.25H x 2T Seat Range: 19 Fixed  
 Arms to Floor: 26.25 Carton Wt: 26 UPS: Yes COM: 1 yd  
 Carton: 33L x 23W x 11H Cube: 4.83 Options: N/A  
 Features: N/A Control: N/A  
 Notes: Will Stack with STC3440. NJ, KY and TX In-Stock: -231 Icon Black



Fabric	List Price
A	315.00
B	335.00
C	358.00
R	380.00



**STC3440** Armchair with Casters, Plastic Shell Back and Black Steel Frame

**NJ KY**

Overall Size: 24.5W x 24.25D x 33H  
 Seat: 19W x 20D x 2T Back: 18.5W x 15.5H x 2T Seat Range: 19 Fixed  
 Arms to Floor: 26 Carton Wt: 26 UPS: Yes COM: 0.8 yds  
 Carton: 33L x 22W x 11H Cube: 4.62 Options: N/A  
 Features: N/A Control: N/A  
 Notes: Will Stack with STC3410. NJ and KY In-Stock: -231 Icon Black



Fabric	List Price
A	330.00
B	350.00
C	373.00
R	395.00

**Executive Seating - Big & Tall Chairs**



**EX1098-3M** Executive Big & Tall Chair with Mesh Seat and Back, Padded Height Adjustable Arms and Chrome Base. Supports up to 350 lbs.

Overall Size: 29.75W x 31D x 41.25-44.5H  
 Seat: 22W x 20.75D x 6T Back: 22.5W x 23.5H x 5.75T Seat Range: 19.55 -22.5  
 Arms to Floor: 26.5 Carton Wt: 66 UPS: Yes COM: N/A  
 Carton: 31L x 27W x 17H Cube: 8.23 Options: CG50, SW70  
 Features: 1, 4, 5, 8, 9 Control: Locking Tilt  
 Notes:

Frame/Fabric	List Price
-3M Chrome/ Mesh	765.00
<b>Big &amp; Tall 350 lbs.</b>	



**EC1283C-EC3** Executive Bonded Leather Big & Tall Chair with Padded Loop Arms and Chrome Base. Supports up to 350 lbs.

**NJ KY TX**

Overall Size: 27.75W x 31D x 43.5-46.75H  
 Seat: 23W x 19.5D x 4.5T Back: 22W x 24H x 4.5T Seat Range: 19.75 -23.5  
 Arms to Floor: 27.75 Carton Wt: 57 UPS: Yes COM: N/A  
 Carton: 34L x 27W x 15H Cube: 7.96 Options: CG50, SW70  
 Features: 1, 4, 5, 8, 9 Control: Locking Tilt  
 Notes:

Frame/Fabric	List Price
-EC3 Chrome/ Black Bonded Leather	795.00
<b>Big &amp; Tall 350 lbs.</b>	



**ECH95297BT-EC3** Black Bonded Leather Big & Tall Chair with Padded Loop Arms and Titanium Base. Supports up to 350 lbs.

**NJ TX**

Overall Size: 27.75W x 32D x 45.5-48.75H  
 Seat: 22W x 20.5D x 6T Back: 22.25W x 25.5H x 5.75T Seat Range: 20.25-23.25  
 Arms to Floor: 27.75 Carton Wt: 61 UPS: Yes COM: N/A  
 Carton: 34L x 26W x 17H Cube: 8.69 Options: CG50, SW70  
 Features: 1, 4, 5, 8, 9 Control: Locking Tilt  
 Notes:

Frame/Fabric	List Price
-EC3 Titanium/ Black Bonded Leather	775.00
<b>Big &amp; Tall 350 lbs.</b>	



**NJ** **EC5162** High Back Bonded Leather Chair with Padded Loop Arms

**Overall Size:** 29W x 31.75D x 43.75-47.5H  
**Seat:** 21.75W x 19D x 5T **Back:** 22W x 26.75H x 6T **Seat Range:** 19.75-23.75  
**Arms to Floor:** 25.75 **Carton Wt:** 54 **UPS:** Yes **COM:** N/A  
**Carton:** 34L x 27W x 16H **Cube:** 8.5 **Options:** CG50, SW70  
**Features:** 1, 4, 5, 8, 9 **Control:** Locking Tilt  
**Notes:** **REINSTATED in Bonded Leather.**

Fabric	List Price
-EC1 Espresso -EC3 Black -EC21 Taupe -EC42 Charcoal Grey	625.00



**NJ**  
**KY**  
**TX** **EC6583** Executive High Back Bonded Leather Chair with Color Match Stitching

**Overall Size:** 28.25W x 28.25D x 43.75-46.75H  
**Seat:** 20.75W x 20.75D x 4.5T **Back:** 20W x 26.75H x 4T **Seat Range:** 19-22  
**Arms to Floor:** 26.5 **Carton Wt:** 40 **UPS:** Yes **COM:** N/A  
**Carton:** 29L x 26W x 14H **Cube:** 6.1 **Options:** CG50, SW70  
**Features:** 1, 4, 5, 8, 9 **Control:** Locking Tilt  
**Notes:** TX In-Stock: -EC42 Charcoal Grey and -EC3 Black  
\* New Color

Fabric	List Price
Bonded Leather	475.00
-EC42 Charcoal Grey -EC3 Black -EC4 Burgundy	



**NJ** **EC90200** Executive High Back Bonded Leather Chair with Height Adjustable Flip Arms

**Overall Size:** 28.75W x 27.5D x 44.75-48.5H  
**Seat:** 21W x 20D x 4.5T **Back:** 20W x 27H x 4.75T **Seat Range:** 18-22  
**Arms to Floor:** 26.75 **Carton Wt:** 40 **UPS:** Yes **COM:** N/A  
**Carton:** 31L x 26W x 15H **Cube:** 6.9 **Options:** CG50, SW70  
**Features:** 1, 4, 5, 8, 9 **Control:** Locking Tilt  
**Notes:** NJ In-Stock: -EC3 Black

Fabric	List Price
Bonded Leather	
-EC3 Black -EC21 Taupe -EC42 Charcoal Grey	625.00



**NJ**  
**KY**  
**TX** **EC9230** High Back Bonded Leather Executive Chair with Padded Arms

**Overall Size:** 29W x 29D x 42.25-46H  
**Seat:** 20W x 19D x 4T **Back:** 20.5W x 24.75H x 4T **Seat Range:** 18.25 -22.5  
**Arms to Floor:** 27 **Carton Wt:** 40 **UPS:** Yes **COM:** N/A  
**Carton:** 32L x 26W x 14H **Cube:** 6.74 **Options:** CG50, SW70  
**Features:** 1, 4, 5, 8, 9 **Control:** Locking Tilt  
**Notes:** **REPLACES** EC1220

Fabric	List Price
Bonded Leather	495.00
-EC3 Black	



**NJ** **EC91150** Executive High Back Bonded Leather Chair with Height Adjustable Flip Arms

**Overall Size:** 28.75W x 28D x 45-48.75H  
**Seat:** 22W x 19.25D x 5.25T **Back:** 21.25W x 26.75H x 5.5T **Seat Range:** 18.75-22.5  
**Arms to Floor:** 27.25 **Carton Wt:** 42 **UPS:** Yes **COM:** N/A  
**Carton:** 31L x 26W x 15H **Cube:** 6.9 **Options:** CG50, SW70  
**Features:** 1, 4, 5, 8, 9 **Control:** Locking Tilt  
**Notes:** NJ In-Stock: -EC3 Black

Fabric	List Price
Bonded Leather	
-EC3 Black -EC21 Taupe -EC42 Charcoal Grey	650.00



**NJ** **EC93580** Executive High Back Bonded Leather Chair with Height Adjustable Flip Arms

**Overall Size:** 29W x 29D x 45.25-49H  
**Seat:** 21.25W x 19.5D x 5.5T **Back:** 21.5W x 26.5H x 4.5T **Seat Range:** 19.25-23.75  
**Arms to Floor:** 27.25 **Carton Wt:** 44 **UPS:** Yes **COM:** N/A  
**Carton:** 31L x 26W x 15H **Cube:** 6.9 **Options:** CG50, SW70  
**Features:** 1, 4, 5, 8, 9 **Control:** Locking Tilt  
**Notes:** NJ In-Stock: -EC3 Black

Fabric	List Price
Bonded Leather	
-EC3 Black -EC21 Taupe -EC42 Charcoal Grey	650.00



NJ  
KY  
TX

**EC9231 Mid Back Bonded Leather Executive Chair with Padded Arms**

**Overall Size:** 26W x 27.5D x 38.25-42H  
**Seat:** 20W x 19D x 4T **Back:** 20W x 21.5H x 4T **Seat Range:** 17.75 -21.75  
**Arms to Floor:** 27.5 **Carton Wt:** 39 **UPS:** Yes **COM:** N/A  
**Carton:** 28L x 24W x 15H **Cube:** 5.83 **Options:** CG50, SW70  
**Features:** 1, 4, 5, 8, 9 **Control:** Locking Tilt  
**Notes:** REPLACES EC1221

Fabric	List Price
Bonded Leather -EC3 Black	470.00



NJ  
KY  
TX

**EC9235 Bonded Leather Visitor's Chair with Padded Arms and Sled Base**

**Overall Size:** 24.5W x 26.5D x 38.25H  
**Seat:** 20W x 19D x 4T **Back:** 20W x 21.25H x 4T **Seat Range:** 18.5 Fixed  
**Arms to Floor:** 28 **Carton Wt:** 36 **UPS:** Yes **COM:** N/A  
**Carton:** 28L x 22W x 15H **Cube:** 5.34 **Options:** N/A  
**Features:** N/A **Control:** N/A  
**Notes:** REPLACES EC1225

Fabric	List Price
Bonded Leather -EC3 Black	435.00

**Executive Seating - Bonded Leather / Coated Finish**



**ECH8967K5-EC1/ECH8967R5-EC3 Executive Bonded Leather Chair, Two-Tone (-EC1) and Matching (-EC3) Stitching with Coated Flip Arms & Coated Nylon Base**

**Overall Size:** 26.75W x 25.5D x 40.75H  
**Seat:** 20W x 19D x 4.5T **Back:** 20W x 20.5H x 4T **Seat Range:** 17.75 -21.75  
**Arms to Floor:** 25.75 **Carton Wt:** 40 **UPS:** Yes **COM:** N/A  
**Carton:** 26L x 23W x 13H **Cube:** 4.49 **Options:** CG50, SW70  
**Features:** 1, 4, 5, 8, 9 **Control:** Locking Tilt  
**Notes:** ECH8967K5-EC1: Two-Tone Stitching. ECH8967R5-EC3: Matching Stitching. No Black End Caps.

Frame/Fabric	List Price
<b>ECH8967K5-EC1</b> Cocoa/Espresso <b>ECH8967R5-EC3</b> Silver/Black	475.00



NJ  
KY

**ECH38665A-EC3 Executive Bonded Leather Chair with Adjustable Padded Flip Arms and Coated Nylon Base**

**Overall Size:** 28W x 30D x 44.75-48.5H  
**Seat:** 21W x 19.25D x 5T **Back:** 20.5W x 25H x 4.75T **Seat Range:** 20-24  
**Arms to Floor:** 27.5 **Carton Wt:** 43 **UPS:** Yes **COM:** N/A  
**Carton:** 30L x 26W x 14H **Cube:** 6.31 **Options:** CG50, SW70  
**Features:** 1, 4, 5, 8, 9 **Control:** Locking Tilt  
**Notes:** NJ In-Stock: ECH38665A-EC3  
 KY In-Stock: ECH38665A-EC3

Frame/Fabric	List Price
<b>ECH38665A-EC3</b> Silver/Black	595.00



NJ

**ECH52601-EC1/ECH52601-EC21 Executive Bonded Leather Chair with Padded Coated Flip Arms and Coated Nylon Base**

**Overall Size:** 28.5W x 31.25D x 45.25-49.25H  
**Seat:** 22W x 21D x 5.5T **Back:** 21W x 26H x 6.75T **Seat Range:** 21.25-25.25  
**Arms to Floor:** 28.25 **Carton Wt:** 53 **UPS:** Yes **COM:** N/A  
**Carton:** 32L x 26W x 17H **Cube:** 8.18 **Options:** CG50, SW70  
**Features:** 1, 4, 5, 8, 9 **Control:** Locking Tilt  
**Notes:**

Frame/Fabric	List Price
<b>ECH52601-EC1</b> Cocoa/Espresso	695.00
<b>ECH52601-EC21</b> Cocoa/Taupe	



NJ

**ECH52607-EC3/ECH52607-EC42 Executive Bonded Leather Chair with Padded Coated Flip Arms and Coated Nylon Base**

**Overall Size:** 28.5W x 31.25D x 45.25-49.25H  
**Seat:** 22W x 21D x 5.5T **Back:** 21W x 26H x 6.75T **Seat Range:** 21.25-25.25  
**Arms to Floor:** 28.25 **Carton Wt:** 53 **UPS:** Yes **COM:** N/A  
**Carton:** 32L x 26W x 17H **Cube:** 8.18 **Options:** CG50, SW70  
**Features:** 1, 4, 5, 8, 9 **Control:** Locking Tilt  
**Notes:**

Frame/Fabric	List Price
<b>ECH52607-EC3</b> Titanium/Black	695.00
<b>ECH52607-EC42</b> Titanium/Charcoal Grey	





**ECH67707-EC3/ECH67707-EC42** Executive Bonded Leather Chair with Padded Loop Arms and Coated Nylon Titanium Base  
**Overall Size:** 28.5W x 29D x 44.25-48H  
**Seat:** 21.75W x 19D x 5T **Back:** 21W x 27.5H x 5T **Seat Range:** 18.5-22.25  
**Arms to Floor:** 26.75 **Carton Wt:** 49 **UPS:** Yes **COM:** N/A  
**Carton:** 30L x 26W x 17H **Cube:** 7.67 **Options:** CG50, SW70  
**Features:** 1, 4, 5, 8, 9 **Control:** Locking Tilt  
**Notes:** Titanium Base

Fabric	List Price
<b>ECH67707-EC3</b> Titanium/Black	650.00
<b>ECH67707-EC42</b> Titanium/ Charcoal Grey	



**NJ** **ECH17056-EC3/ECH17057-EC42/ECH17051-EC21** Executive Bonded Leather Manager's Chair with Flip Up Arms and Nylon Base  
**Overall Size:** 28.5W x 26.75D x 45.75-49.5H  
**Seat:** 21W x 18D x 5.75T **Back:** 19.5W x 26.5H x 4.75T **Seat Range:** 20.25-24  
**Arms to Floor:** 28 **Carton Wt:** 50 **UPS:** Yes **COM:** N/A  
**Carton:** 30L x 26W x 14H **Cube:** 6.31 **Options:** CG50, SW70  
**Features:** 1, 4, 5, 8, 9 **Control:** Locking Tilt  
**Notes:**

Fabric	List Price
<b>ECH17056-EC3</b> Silver/Black	595.00
<b>ECH17057-EC42</b> Titanium/ Charcoal Grey	
<b>ECH17051-EC21</b> Cocoa/Taupe	



**ECH75137-EC3/ECH75137-EC2** Bonded Leather Executive Chair with Padded Flip Arms and Nylon Coated Base.  
**Overall Size:** 29W x 29.25D x 42.5-46.5H  
**Seat:** 21.5W x 19D x 6T **Back:** 20.5W x 24.5H x 5T **Seat Range:** 19-22.75  
**Arms to Floor:** 27.5 **Carton Wt:** 47 **UPS:** Yes **COM:** N/A  
**Carton:** 29L x 26W x 16H **Cube:** 6.98 **Options:** N/A  
**Features:** 1, 4, 5, 8, 9 **Control:** Locking Tilt  
**Notes:** Nylon Casters

Fabric	List Price
-EC2 Titanium/Grey	525.00
-EC3 Titanium/Black	

**Executive Seating - Faux Leather/Chrome Base**



**NJ TX** **FL1327C** Executive Faux Leather Chair with Padded Arms and Chrome Finish Base  
**Overall Size:** 26.25W x 27.5D x 42-45H  
**Seat:** 21.5W x 20.25D x 2.5T **Back:** 21W x 25.5H x 2.25T **Seat Range:** 17.75 - 20.75  
**Arms to Floor:** 26 **Carton Wt:** 41 **UPS:** Yes **COM:** N/A  
**Carton:** 27L x 26W x 13H **Cube:** 5.28 **Options:** CG50, SW70  
**Features:** 1, 4, 5, 8, 9 **Control:** Locking Tilt  
**Notes:** NJ In-Stock: -U6, -U9 and -U11. TX In-Stock: -U6 and -U11

Fabric	List Price
Faux Leather -U6 Black -U9 Red -U11 White -U28 Cream	630.00



**NJ** **FL61903C** Faux Leather Chair with Chrome Finish Base  
**Overall Size:** 27.75W x 25.5D x 32.5-35.25H  
**Seat:** 17W x 18.75D x 2T **Back:** 20.5W x 15.5H x 2T **Seat Range:** 17-19.75  
**Arms to Floor:** N/A **Carton Wt:** 35 **UPS:** Yes **COM:** N/A  
**Carton:** 26L x 25W x 15H **Cube:** 5.64 **Options:** CG50, SW70  
**Features:** 1, 4, 5, 8, 9 **Control:** Locking Tilt  
**Notes:**

Fabric	List Price
Faux Leather -U6 Black -U11 White -U42 Charcoal Grey	495.00



**NJ** **FL80287C** Faux Leather Chair with Padded Flip Arms and Chrome Finish Base  
**Overall Size:** 24.5W x 26.5D x 38.25-41.75H  
**Seat:** 20W x 18.75D x 3.5T **Back:** 19.5W x 21H x 3T **Seat Range:** 18.5 - 22  
**Arms to Floor:** 26 **Carton Wt:** 40 **UPS:** Yes **COM:** N/A  
**Carton:** 27L x 25W x 12H **Cube:** 4.68 **Options:** CG50, SW70  
**Features:** 1, 4, 5, 8, 9 **Control:** Locking Tilt  
**Notes:** NJ In-Stock: -U6 Black

Fabric	List Price
Faux Leather -U6 Black -U11 White -U28 Cream -U42 Charcoal Grey	495.00



**NJ KY** **FL90071C** Executive Faux Leather High Back Chair with Padded Arms and Chrome Finish Base  
**Overall Size:** 24.75W x 26.25D x 44.75-47.75H  
**Seat:** 20.75W x 19D x 3T **Back:** 17.75W x 25.5H x 2.75T **Seat Range:** 20-23  
**Arms to Floor:** 26.5 **Carton Wt:** 42 **UPS:** Yes **COM:** N/A  
**Carton:** 27L x 25W x 15H **Cube:** 5.85 **Options:** CG50, SW70  
**Features:** 1, 4, 5, 8, 9 **Control:** Locking Tilt  
**Notes:** NJ and KY In-Stock: -U6 Black

Fabric	List Price
Faux Leather -U6 Black -U11 White -U28 Cream -U42 Charcoal Grey	685.00



**EX22851C** Mid-Back Fabric Chair with Fabric Padded Arms and Chrome Finish Base  
**Overall Size:** 26.5W x 26D x 35.25-39H  
**Seat:** 19.5W x 18.75D x 3.75T **Back:** 19W x 21.75H x 3T **Seat Range:** 17.75 - 21.5  
**Arms to Floor:** 25.25 **Carton Wt:** 36 **ISTA:** 3A **UPS:** Yes **COM:** N/A  
**Carton:** 25L x 24W x 12H **Cube:** 4.16 **Options:** CG50, SW70  
**Features:** 1, 4, 5, 8, 9 **Control:** Locking Tilt  
**Notes:**

Fabric	List Price
-G10 Grey -G113 Basil -G15 Blue -G19 Nutmeg	370.00



**NJ KY TX** **FL92017C** Mid-Back Faux Leather Chair with Padded Arms and Chrome Finish Base  
**Overall Size:** 23W x 26.5D x 40-43H  
**Seat:** 19.5W x 22.25D x 2.5T **Back:** 19.25W x 22.25H x 2.5T **Seat Range:** 19 - 22  
**Arms to Floor:** 26.25 **Carton Wt:** 32 **UPS:** Yes **COM:** N/A  
**Carton:** 28L x 26W x 13H **Cube:** 5.47 **Options:** CG50, SW70  
**Features:** 1, 4, 5, 8, 9 **Control:** Locking Tilt  
**Notes:** NJ, KY and TX In-Stock: -U6 and -U11

Fabric	List Price
Faux Leather -U6 Black -U11 White -U42 Charcoal Grey	520.00



**KY TX** **FL92011C** Low-Back Faux Leather Chair with Padded Arms and Chrome Finish Base  
**Overall Size:** 23W x 26.75D x 36.25 - 38.75H  
**Seat:** 19.75W x 19.75D x 2.75T **Back:** 19W x 19.75H x 2.75T **Seat Range:** 18.25 - 20.75  
**Arms to Floor:** 26.25 **Carton Wt:** 32 **UPS:** Yes **COM:** N/A  
**Carton:** 25L x 24W x 13H **Cube:** 4.51 **Options:** CG50, SW70  
**Features:** 1, 4, 5, 8, 9 **Control:** Locking Tilt  
**Notes:** KY In-Stock: -U6 Black

Fabric	List Price
Faux Leather -U6 Black -U11 White -U42 Charcoal Grey	485.00



**NJ TX** **FL38610C** Low-Back Faux Leather Guest Chair with PP Arms and Chrome Finish Frame  
**Overall Size:** 25.5W x 25D x 35H  
**Seat:** 18.75W x 18D x 4T **Back:** 17.75W x 15.5H x 3T **Seat Range:** 20  
**Arms to Floor:** 27 **Carton Wt:** 24 **UPS:** Yes **COM:** N/A  
**Carton:** 32L x 24W x 11H **Cube:** 4.88 **Options:** N/A  
**Features:** N/A **Control:** N/A  
**Notes:**

Fabric	List Price
Faux Leather -U6 Black -U11 White -U42 Charcoal Grey	420.00



**NJ TX** **FL38640C** Low-Back Faux Leather Guest Chair with Casters, PP Arms and Chrome Finish Frame  
**Overall Size:** 25.5W x 25D x 34.5H  
**Seat:** 18.75W x 18D x 4T **Back:** 17.75W x 15.5H x 3T **Seat Range:** 20  
**Arms to Floor:** 27 **Carton Wt:** 24 **UPS:** Yes **COM:** N/A  
**Carton:** 32L x 23W x 11H **Cube:** 4.68 **Options:** N/A  
**Features:** N/A **Control:** N/A  
**Notes:** with Casters.

Fabric	List Price
Faux Leather -U6 Black -U11 White -U42 Charcoal Grey	430.00



**FL22991G** Mid-Back Faux Leather Chair with Gold Finish Arms and Base  
**Overall Size:** 22.5W x 22D x 36.75-40.5H  
**Seat:** 18.75W x 17D x 3.25T **Back:** 18.5W x 18.5H x 3.25T **Seat Range:** 18.5 - 22.25  
**Arms to Floor:** 26 **Carton Wt:** 31 **UPS:** Yes **COM:** N/A  
**Carton:** 24L x 22W x 13H **Cube:** 3.97 **Options:** CG50, SW70  
**Features:** 1, 4, 5, 8, 9 **Control:** Locking Tilt  
**Notes:** Featuring Gold Finish Frame.  
 KY In-Stock: -U5 Navy, -U6 Black, -U11 White and -U28 Cream

Fabric	List Price
Faux Leather -U5 Navy -U6 Black -U11 White -U28 Cream -U41 Saddle	490.00



**FL23591G** Mid-Back Faux Leather Chair with Gold Finish Arms and Base  
**Overall Size:** 23.25W x 24.5D x 36.75 - 40.75H  
**Seat:** 20W x 18.25D x 4.5T **Back:** 19.5W x 18.25H x 3.5T **Seat Range:** 18.25 - 22.25  
**Arms to Floor:** 25 **Carton Wt:** 34 **UPS:** Yes **COM:** N/A  
**Carton:** 25L x 24W x 14H **Cube:** 4.8 **Options:** CG50, SW70  
**Features:** 1, 4, 5, 8, 9 **Control:** Locking Tilt  
**Notes:** Featuring Gold Finish Frame

Fabric	List Price
Faux Leather -U5 Navy -U6 Black -U28 Cream -U41 Saddle	630.00

**Executive Seating - Faux Leather/Nylon Base**



**FL13785** Faux Leather Manager's Chair with Padded Arms and Black Nylon Base  
**Overall Size:** 28.5W x 26.5D x 41.75-45.5H  
**Seat:** 21.5W x 17.75D x 3.75T **Back:** 21W x 23.75H x 3.5T **Seat Range:** 18.5 - 22.25  
**Arms to Floor:** 27.25 **Carton Wt:** 35 **UPS:** Yes **COM:** N/A  
**Carton:** 26L x 26W x 13H **Cube:** 5.08 **Options:** CG50, SW70  
**Features:** 1, 4, 5, 8, 9 **Control:** Locking Tilt  
**Notes:**

Fabric	List Price
Faux Leather -U21 Taupe -U42 Charcoal Grey	395.00



**FL91201** Mid-Back Faux Leather Manager's Chair with Flip Up Arms and Nylon Base  
**Overall Size:** 27.75W x 26.25D x 37.25-40.75H  
**Seat:** 21W x 18D x 4.5T **Back:** 19W x 20H x 4T **Seat Range:** 18-21.75  
**Arms to Floor:** 24.5 **Carton Wt:** 35 **UPS:** Yes **COM:** N/A  
**Carton:** 26L x 24W x 12H **Cube:** 4.3 **Options:** CG50, SW70  
**Features:** 1, 4, 5, 8, 9 **Control:** Locking Tilt  
**Notes:** NJ In-Stock: -U6 Black

Fabric	List Price
Faux Leather -U6 Black -U2 Chocolate -U42 Charcoal Grey	440.00



**FL660** Faux Leather Manager's Chair with Padded Arms  
**Overall Size:** 27.25W x 26.75D x 39.25 - 42.25H  
**Seat:** 20.25W x 18.75D x 4.5T **Back:** 20.5W x 21.75H x 4.5T **Seat Range:** 18.25 - 21.25  
**Arms to Floor:** 26.25 **Carton Wt:** 35 **UPS:** Yes **COM:** N/A  
**Carton:** 26L x 26W x 14H **Cube:** 5.47 **Options:** CG50, SW70  
**Features:** 1, 4, 5, 8, 9 **Control:** Locking Tilt  
**Notes:** TX In-Stock: -U2, -U42 and -U6. KY In-Stock: -U6 Black

Fabric	List Price
Faux Leather -U6 Black -U2 Chocolate -U42 Charcoal Grey	395.00



**FL9097** Oversized Faux Leather Executive Chair with Padded Loop Arms  
**Overall Size:** 26W x 31D x 46H  
**Seat:** 23W x 21D x 4T **Back:** 21W x 29H x 5T **Seat Range:** 18.5 -22  
**Arms to Floor:** 28 **Carton Wt:** 42 **UPS:** Yes **COM:** N/A  
**Carton:** 31L x 26W x 15H **Cube:** 6.99 **Options:** CG50, SW70  
**Features:** 1, 4, 5, 8, 9 **Control:** Locking Tilt  
**Notes:**

Fabric	List Price
Faux Leather -U6 Black	525.00



**FLH24981-U1/FLH24987-U6 Faux Leather Mid Back Manager's Chair with Padded Flip Arms and Coated Base**  
**Overall Size:** 28.25W x 27D x 40.75-43.75H  
**Seat:** 21.25W x 19.75D x 5T **Back:** 20.5W x 23.25H x 4.5T **Seat Range:** 17.5-20.5  
**Arms to Floor:** 26.75 **Carton Wt:** 40 **UPS:** Yes **COM:** N/A  
**Carton:** 27L x 26W x 15H **Cube:** 6.09 **Options:** CG50, SW70  
**Features:** 1, 4, 5, 8, 9 **Control:** Locking Tilt  
**Notes:**

Fabric	List Price
FLH24981-U1 Cocoa/Espresso	450.00
FLH24987-U6 Titanium/Black	

**Guest Chairs**



**FL10274 Padded Seat and Back Visitor's Chair with Black Finish Frame**  
**Overall Size:** 23.5W x 24.5D x 33.5H  
**Seat:** 19W x 17.25D x 3.75T **Back:** 19W x 15.5H x 2.75T **Seat Range:** 18.75 Fixed  
**Arms to Floor:** 25 **Carton Wt:** 23 **UPS:** Yes **COM:** N/A  
**Carton:** 32L x 22W x 9H **Cube:** 3.66 **Options:** N/A  
**Features:** N/A **Control:** N/A  
**Notes:**

Fabric	List Price
Faux Leather -U6 Black -U21 Taupe -U42 Charcoal Grey	265.00



**83710B Padded Seat and Back Visitor's Chair with Black Finish Frame**  
**Overall Size:** 24.5W x 24.25D x 34H  
**Seat:** 19W x 19D x 4.75T **Back:** 18.5W x 15.75H x 2.25T **Seat Range:** 19.25 Fixed  
**Arms to Floor:** 27 **Carton Wt:** 31 **UPS:** Yes **COM:** 0.75 yds  
**Carton:** 35L x 24W x 10H **Cube:** 4.86 **Options:** N/A  
**Features:** N/A **Control:** N/A  
**Notes:**  
 TX In-Stock: -231, -R107. NJ In-Stock: -231, -R107.

Fabric	List Price
-231 Icon Black	350.00
-R107 Dillon Black	360.00
A	370.00
B	400.00
C	425.00
R	450.00



**83720 Padded Seat and Back Armless Visitor's Chair with Black Finish Frame**  
**Overall Size:** 21.75W x 24.25D x 34H  
**Seat:** 19.25W x 18.5D x 4.75T **Back:** 18W x 16H x 2.25 **Seat Range:** 19.25 Fixed  
**Arms to Floor:** N/A **Carton Wt:** 27 **UPS:** Yes **COM:** 0.75 yds  
**Carton:** 35L x 24W x 10H **Cube:** 4.86 **Options:** N/A  
**Features:** N/A **Control:** N/A  
**Notes:**  
 TX In-Stock: -231, -R107. NJ In-Stock: -231, -R107.

Fabric	List Price
-231 Icon Black	325.00
-R107 Dillon Black	360.00
A	345.00
B	360.00
C	380.00
R	400.00



**FL38610 Low-Back Faux Leather Guest Chair with PP Arms and Black Finish Frame**  
**Overall Size:** 25.5W x 25D x 34.5H  
**Seat:** 18.75W x 18D x 4T **Back:** 17.75W x 15.5H x 3T **Seat Range:** 20 Fixed  
**Arms to Floor:** 27 **Carton Wt:** 24 **UPS:** Yes **COM:** N/A  
**Carton:** 32L x 24W x 11H **Cube:** 4.88 **Options:** N/A  
**Features:** N/A **Control:** N/A  
**Notes:** TX In-Stock: -U6. NJ In-Stock: -U6.

Fabric	List Price
Faux Leather -U6 Black -U11 White -U42 Charcoal Grey	395.00



**FL38640 Low-Back Faux Leather Guest Chair with Casters, PP Arms and Black Finish Frame**  
**Overall Size:** 25.5W x 25D x 34.5H  
**Seat:** 18.75W x 18D x 4T **Back:** 17.75W x 15.5H x 3T **Seat Range:** 20  
**Arms to Floor:** 27 **Carton Wt:** 24 **UPS:** Yes **COM:** N/A  
**Carton:** 32L x 23W x 11H **Cube:** 4.68 **Options:** N/A  
**Features:** N/A **Control:** N/A  
**Notes:** with Casters

Fabric	List Price
Faux Leather -U6 Black	410.00





**NJ** **TEX220** High Back Traditional Executive Chair with Royal Cherry Finish, Tufting and Brass Finish Nail Trim.  
**Overall Size:** 29.75W x 30.25D x 43-45.75H  
**Seat:** 19W x 19.25D x 8.75T **Back:** 22.75W x 23.5H x 4.5T **Seat Range:** 20.5 -23.25  
**Arms to Floor:** 27 **Carton Wt:** 68 **UPS:** Yes **COM:** N/A  
**Carton:** 31L x 26W x 22H **Cube:** 10.26 **Options:** N/A  
**Features:** 1, 4, 5, 8, 9 **Control:** Locking Tilt  
**Notes:** Individually punched nailhead trim.

Fabric	List Price
-JT4 Jamestown Vinyl w/Royal Cherry Finish Base	795.00



**NJ** **TEX228** Deluxe High Back Traditional Executive Chair with Royal Cherry Finish Frame, Integral Headrest and Tufted Back.  
**Overall Size:** 28.75W x 29.75D x 47.5-50.25H  
**Seat:** 18.5W x 21D x 8.5T **Back:** 24.25W x 28.25H x 4.25T **Seat Range:** 21 -23.75  
**Arms to Floor:** 26.75 **Carton Wt:** 62 **UPS:** Yes **COM:** N/A  
**Carton:** 30L x 28W x 22H **Cube:** 10.69 **Options:** N/A  
**Features:** 1, 4, 5, 8, 9 **Control:** Locking Tilt  
**Notes:** Individually punched nailhead trim. NJ In-Stock: -3 Black and -JT4. CA In-Stock: -JT4.

Fabric	List Price
-JT4 Jamestown Vinyl w/Royal Cherry Finish Base	795.00
-3 Black Vinyl w/Royal Cherry Finish Frame	



**NJ** **TEX232** Traditional Executive Chair with Padded Arms, Royal Cherry Finish Frame and Tufted Back.  
**Overall Size:** 27.75W x 30D x 43.5-47H  
**Seat:** 22.5W x 19D x 6.75T **Back:** 20.5W x 24.25H x 6T **Seat Range:** 19.75-23.25  
**Arms to Floor:** 26.5 **Carton Wt:** 56 **UPS:** Yes **COM:** N/A  
**Carton:** 33L x 25W x 16H **Cube:** 7.63 **Options:** SW392  
**Features:** 1, 4, 5, 8, 9 **Control:** Locking Tilt  
**Notes:** Individually punched nailhead trim. NJ In-Stock: -3 Black and -JT4. CA In-Stock: -JT4.

Fabric	List Price
-JT4 Jamestown Vinyl w/Royal Cherry Finish Frame	725.00
-3 Black Vinyl w/Royal Cherry Finish Frame	



**NJ KY** **TEX280-3** Traditional Executive High Back Chair with Padded Arms, Royal Cherry Finish Base and Brass Finish Nail Trim.  
**Overall Size:** 29W x 32D x 47-49.75H  
**Seat:** 19W x 17.75D x 8.75T **Back:** 24W x 26.25H x 7.25T **Seat Range:** 20.75-23.5  
**Arms to Floor:** 26.75 **Carton Wt:** 65 **UPS:** OS **COM:** N/A  
**Carton:** 30L x 29W x 24H **Cube:** 12.08 **Options:** N/A  
**Features:** 1, 4, 5, 8, 9 **Control:** Locking Tilt  
**Notes:** Individually punched nailhead trim.

Fabric	List Price
-3 Black Vinyl w/Royal Cherry Finish Base	795.00



**NJ** **TWN300L-3** Townsend Executive **Top Grain Leather** Chair w/Royal Cherry Wood Finish Arms and Base, Integral Headrest & Tufted Back  
**Overall Size:** 28.5W x 30D x 44.75-46.5H  
**Seat:** 20.25W x 20.75D x 6T **Back:** 20W x 26.5H x 6.25T **Seat Range:** 20.25-21.75 Fixed  
**Arms to Floor:** 26.5 **Carton Wt:** 61 **LTL:** Yes **COM:** N/A  
**Carton:** 44L x 28W x 27H **Cube:** 19.25 **Options:** CG50, SW70  
**Features:** 1, 4, 6, 8, 9 **Control:** Knee Tilt  
**Notes:** Non-UPSable. **IN STOCK: New Jersey Only.**

Fabric	List Price
Top Grain Leather with Royal Cherry Finish Legs	1250.00



**NJ KY** **TEX234** Traditional Queen Ann Style Chair with Tufted Seat/Back, Royal Cherry Finish and Brass Finish Nail Trim.  
**Overall Size:** 29.25W x 31D x 40.75H  
**Seat:** 18.75W x 19.5D x 8T **Back:** 22.75W x 23.25H x 7.75T **Seat Range:** 18 Fixed  
**Arms to Floor:** 24.5 **Carton Wt:** 53 **UPS:** Yes **COM:** N/A  
**Carton:** 30L x 27W x 20H **Cube:** 9.37 **Options:** N/A  
**Features:** N/A **Control:** N/A  
**Notes:** Individually punched nailhead trim. Semi Assembled.

Fabric	List Price
-JT4 Jamestown Vinyl w/Royal Cherry Finish Legs	765.00



**NJ KY** **TV230** Traditional Guest Chair with Wrap Around Back, Royal Cherry Finish Frame and Brass Finish Nail Trim.

**Overall Size:** 25.25W x 24D x 30.75H  
**Seat:** 24.25W x 21.25D x 4T **Back:** 23W x 7H x 3.5T **Seat Range:** 18.75 Fixed  
**Arms to Floor:** 25 **Carton Wt:** 27 **UPS:** Yes **COM:** N/A  
**Carton:** 28L x 26W x 9H **Cube:** 3.79 **Options:** N/A  
**Features:** N/A **Control:** N/A  
**Notes:** Individually punched nailhead trim. NJ In-Stock: -3 and -JT4, KY In-Stock: -JT4. CA In-Stock: -JT4.

**Fabric**  
 -JT4 Jamestown Vinyl w/Royal Cherry Finish Frame  
 -3 Black Vinyl w/Royal Cherry Finish Frame

**List Price**  
 325.00



**NJ KY** **TV231** Traditional Guest Chair with Wrap Around Back, Casters and Royal Cherry Finish Frame and Brass Finish Nail Trim.

**Overall Size:** 25.25W x 23.5D x 30.25H  
**Seat:** 23.5W x 20.25D x 6T **Back:** 23.75W x 11.75H x 4T **Seat Range:** 18.25 Fixed  
**Arms to Floor:** 24.5 **Carton Wt:** 25 **UPS:** Yes **COM:** N/A  
**Carton:** 27L x 26W x 9H **Cube:** 3.65 **Options:** N/A  
**Features:** N/A **Control:** N/A  
**Notes:** Individually punched nailhead trim. NJ In-Stock: -3 and -JT4, KY In-Stock: -JT4, CA In-Stock: -JT4.

**Fabric**  
 -JT4 Jamestown Vinyl w/Royal Cherry Finish Frame  
 -3 Black Vinyl w/Royal Cherry Finish Frame

**List Price**  
 340.00



**NJ** **TV233** Traditional Guest Chair with Padded Arms, Royal Cherry Finish Frame and Brass Finish Nail Trim.

**Overall Size:** 24.5W x 28.25D x 36H  
**Seat:** 20W x 19D x 5.5T **Back:** 19.75W x 17.75H x 4.75T **Seat Range:** 18.5 Fixed  
**Arms to Floor:** 25 **Carton Wt:** 40 **UPS:** Yes **COM:** N/A  
**Carton:** 26L x 24W x 15H **Cube:** 5.41 **Options:** N/A  
**Features:** N/A **Control:** N/A  
**Notes:** Individually punched nailhead trim.

**Fabric**  
 -JT4 Jamestown Vinyl w/Royal Cherry Finish Frame


**List Price**  
 420.00



**TWN300L-3, Executive Top grain Leather Chair with TOW-59Q, Round Table w/Queen Anne Base**




DC630-231



**ST215** Backless Stool with Nylon Base and Dual Wheel Carpet Casters

**Overall Size:** 26W x 26D x 26.5H  
**Seat:** 13.5W x 13.5D x 2.75T **Back:** N/A **Seat Range:** 17.25 - 24.5  
**Arms to Floor:** N/A **Carton Wt:** 17 **UPS:** Yes **COM:** N/A  
**Carton:** 23L x 23W x 8H **Cube:** 2.45 **Options:** CG50, SW70  
**Features:** 1, 4 **Control:** Pneumatic Height  
**Notes:**


Fabric	List Price
Black Vinyl	190.00



**ST217** Backless Stool with Dual Wheel Carpet Casters, Nylon Base and Black Adjustable Foot Ring

**Overall Size:** 26W x 26D x 33H  
**Seat:** 13.5W x 13.5D x 2.75T **Back:** N/A **Seat Range:** 23 - 33  
**Arms to Floor:** N/A **Carton Wt:** 23 **UPS:** Yes **COM:** N/A  
**Carton:** 25L x 25W x 9H **Cube:** 3.26 **Options:** CG50, SW70  
**Features:** 1, 4 **Control:** Pneumatic Height  
**Notes:**


Fabric	List Price
Black Vinyl	255.00



**ST203** Backless Stool with Saddle Seat, Dual Wheel Carpet Casters, Nylon Base and Seat Angle Adjustment

**Overall Size:** 25.75W x 25.75D x 18.75 - 23.75H  
**Seat:** 16W x 11D x 1.5T **Back:** N/A **Seat Range:** 18.75 - 23.75  
**Arms to Floor:** N/A **Carton Wt:** 20 **UPS:** Yes **COM:** N/A  
**Carton:** 24L x 23W x 8H **Cube:** 2.55 **Options:** CG50, SW70  
**Features:** 1, 4, 5, 9 **Control:** Pneumatic Height w/Adjustable Seat Angle  
**Notes:**


Fabric	List Price
Black Vinyl	325.00
Dillon	360.00



**ST205** Backless Stool with Saddle Seat, Dual Wheel Carpet Casters, Nylon Base, Black Adjustable Foot Ring and Seat Angle Adjustment

**Overall Size:** 26W x 22.5D x 25.75-35.75H  
**Seat:** 16W x 11.25D x 1.5T **Back:** N/A **Seat Range:** 24.5-34.25  
**Arms to Floor:** N/A **Carton Wt:** 26 **UPS:** Yes **COM:** N/A  
**Carton:** 24L x 24W x 11H **Cube:** 3.66 **Options:** CG50, SW70  
**Features:** 1, 4, 5, 9 **Control:** Pneumatic Height w/Adjustable Seat Angle  
**Notes:**



Fabric	List Price
Black Vinyl	390.00
Dillon	430.00



**DC430** Ergonomic Molded Foam Seat and Back Drafting Chair with Chrome Teardrop Footrest and Dual Wheel Carpet Casters

**Overall Size:** 17.5W x 23.75D x 38-48H  
**Seat:** 17.5W x 17.25D x 3T **Back:** 16.5W x 14.75H x 2.5T **Seat Range:** 24.25 - 34.25  
**Arms to Floor:** N/A **Carton Wt:** 33 **UPS:** Yes **COM:** 1 yd  
**Carton:** 24L x 24W x 12H **Cube:** 4.0 **Options:** CG50, SW70  
**Features:** 1, 2, 3, 4 **Control:** Pneumatic Height  
**Notes:** Teardrop Footrest is not Adjustable


Fabric	List Price
-231 Icon Black	335.00
A	352.00
B	375.00
C	400.00
R	425.00

**DC517** Ergonomic Molded Foam Seat and Back Drafting Chair with Black Adjustable Footring and Dual Wheel Carpet Casters

**Overall Size:** 23.5W x 22.75D x 38.5-48.5H  
**Seat:** 17.25W x 17.5D x 2.5T **Back:** 17.5W x 11.75H x 1.5T **Seat Range:** 24-34  
**Arms to Floor:** N/A **Carton Wt:** 33 **UPS:** Yes **COM:** 1 yd  
**Carton:** 24L x 23W x 12H **Cube:** 3.83 **Options:** CG50, SW70  
**Features:** 1, 2, 3, 4 **Control:** Pneumatic Height  
**Notes:** NJ, KY and TX In-Stock: -231 Black

Fabric	List Price
-231 Icon Black	345.00
A	365.00
B	390.00
C	415.00
R	440.00







⚙️ **DC517V** Ergonomic Vinyl Drafting Chair in Molded Foam Seat and Back with Black Adjustable Footring and Dual Wheel Carpet Casters  
 🌱  
**NJ KY TX**  
**Overall Size:** 23.5W x 22.75D x 38.5-48.5H  
**Seat:** 17.25W x 17.5D x 2.5T **Back:** 17.5W x 11.75H x 1.5T **Seat Range:** 24-34  
**Arms to Floor:** N/A **Carton Wt:** 33 **UPS:** Yes **COM:** 1 yd  
**Carton:** 24L x 23W x 12H **Cube:** 3.83 **Options:** CG50, SW70  
**Features:** 1, 2, 3, 4 **Control:** Pneumatic Height  
**Notes:** NJ and TX In-Stock: Black Vinyl

Fabric	List Price
Black Vinyl	345.00
Dillon	390.00



⚙️ **DC550** Sculptured Seat and Back Drafting Chair with Black Adjustable Footring and Dual Wheel Carpet Casters  
 🌱  
**KY**  
**Overall Size:** 19.5W x 25D x 50-52H  
**Seat:** 19.5W x 19D x 4T **Back:** 18W x 16.5H x 3.5T **Seat Range:** 24 - 34.25  
**Arms to Floor:** N/A **Carton Wt:** 36 **UPS:** Yes **COM:** 1 yd  
**Carton:** 24L x 24W x 13H **Cube:** 4.33 **Options:** CG50, SW70  
**Features:** 1, 2,3, 4 **Control:** Pneumatic Height  
**Notes:** KY In-Stock: -231 Icon Black

Fabric	List Price
-231 Icon Black	420.00
A	442.00
B	470.00
C	500.00
R	530.00



⚙️ **DC630** Drafting Chair with Stool Kit and Dual Wheel Carpet Casters  
 🌱  
**NJ**  
**Overall Size:** 25W x 23.25D x 40-47.25H  
**Seat:** 18.5W x 18.25D x 3T **Back:** 17W x 15.5H x 3T **Seat Range:** 24.75 - 29.75  
**Arms to Floor:** N/A **Carton Wt:** 32 **UPS:** Yes **COM:** 1 yd  
**Carton:** 24L x 24W x 10H **Cube:** 3.33 **Options:** 07, CG50, SW70  
**Features:** 1, 2, 3, 4 **Control:** Pneumatic Height  
**Notes:** Stool Kit add 7.5 inches of height. NJ In-Stock: -231

Fabric	List Price
-231 Icon Black	395.00
A	415.00
B	445.00
C	475.00
R	505.00



⚙️ **DC640** Intermediate Height Lumbar Support Drafting Chair with Adjustable Footring and Dual Wheel Carpet Casters  
 🌱  
**NJ**  
**Overall Size:** 25.5W x 23.25D x 35.5-45.25H  
**Seat:** 18.25W x 18D x 3.25T **Back:** 17W x 16.25H x 2.75T **Seat Range:** 20.5 - 28  
**Arms to Floor:** N/A **Carton Wt:** 34 **UPS:** Yes **COM:** 1 yd  
**Carton:** 24L x 24W x 12H **Cube:** 4.0 **Options:** 07, CG50, SW70  
**Features:** 1, 2, 3, 4 **Control:** Pneumatic Height  
**Notes:** NJ In-Stock: -231 Icon Black

Fabric	List Price
A	450.00
B	480.00
C	510.00
R	545.00




⚙️ **DC800** Contemporary Drafting Chair with Flex Back and 20 Inch Diameter Black Adjustable Footring and Dual Wheel Carpet Casters  
 🌱  
**Overall Size:** 25.5W x 24.5D x 40-51.75H  
**Seat:** 19.5W x 18.75D x 4T **Back:** 17.5W x 16.75H x 4T **Seat Range:** 23.75 - 33.5  
**Arms to Floor:** N/A **Carton Wt:** 37 **UPS:** Yes **COM:** 1 yd  
**Carton:** 24L x 23W x 14H **Cube:** 4.47 **Options:** CG50, SW70  
**Features:** 1, 2, 3, 4, 12 **Control:** Pneumatic Height with Flex Back  
**Notes:**

Fabric	List Price
-231 Icon Black	510.00
A	535.00
B	570.00
C	605.00
R	645.00



⚙️ **DC940** Deluxe Ergonomic Drafting Chair w/18.5 inch Diameter Black Adjustable Footring, Seat & Back Angle Adjustment and Dual Wheel Carpet Casters  
 🌱  
**KY**  
**Overall Size:** 25.5W x 23D x 35.5-45.75H  
**Seat:** 19.5W x 16.5D x 3T **Back:** 17W x 16H x 3T **Seat Range:** 19.25 - 27.75  
**Arms to Floor:** N/A **Carton Wt:** 40 **UPS:** Yes **COM:** 1 yd  
**Carton:** 24L x 24W x 14H **Cube:** 4.66 **Options:** 07, CG50, SW70  
**Features:** 1, 2, 4 **Control:** Multi Task  
**Notes:** KY In-Stock: -231 Icon Black

Fabric	List Price
-231 Icon Black	475.00
A	500.00
B	530.00
C	565.00
R	600.00




**DC2990** Deluxe Mesh Back Drafting Chair with 18.25 inch Diameter Black Adjustable Footring, Icon Black Fabric Seat and Dual Wheel Carpet Casters

**Overall Size:** 28W x 22.75D x 41-52H  
**Seat:** 18.5W x 18D x 2.75T **Back:** 17.75W x 16H **Seat Range:** 25 - 35  
**Arms to Floor:** N/A **Carton Wt:** 32 **UPS:** Yes **COM:** N/A  
**Carton:** 26L x 25W x 12H **Cube:** 4.51 **Options:** CG50, SW70, 07-ARMS-3  
**Features:** 1, 3, 4 **Control:** Pneumatic Height  
**Notes:** NJ, KY and TX In-Stock: -231 Icon Black

NJ  
KY  
TX

Fabric	List Price
-231 Icon Black	395.00
A	415.00
B	440.00
C	470.00
R	500.00



**DC2990V** Deluxe Mesh Back Drafting Chair with 18.25 inch Diameter Black Adjustable Footring, Black Vinyl Seat and Dual Wheel Carpet Casters

**Overall Size:** 28W x 22.75D x 41-52H  
**Seat:** 18.5W x 18D x 2.75T **Back:** 17.75W x 16H **Seat Range:** 25 - 35  
**Arms to Floor:** N/A **Carton Wt:** 32 **UPS:** Yes **COM:** N/A  
**Carton:** 26L x 25W x 12H **Cube:** 4.51 **Options:** CG50, SW70, 07-ARMS-3  
**Features:** 1, 2, 4 **Control:** Pneumatic Height  
**Notes:** NJ, KY and TX In-Stock: Black Vinyl

NJ  
KY  
TX

Fabric	List Price
Black Vinyl Seat	395.00
Dillon	440.00



**DCY69006** Mesh Back Drafting Chair in Black Faux Leather or Black Fabric Mesh Seat w/Adjustable Footring, Padded Flip Arms and Silver Frame

**Overall Size:** 24.75W x 22.75D x 42.5-49.75H  
**Seat:** 20.25W x 19D x 2.75T **Back:** 19W x 20.5H **Seat Range:** 22.5- 29.75  
**Arms to Floor:** 31.5 **Carton Wt:** 40 **UPS:** Yes **COM:** 1.0 yds  
**Carton:** 27L x 26W x 13H **Cube:** 5.28 **Options:** CG50, SW70  
**Features:** 1, 2, 4 **Control:** Pneumatic Height  
**Notes:** Intermediate Travel  
 NJ and KY In-Stock: -3M and -U6

NJ  
KY

Fabric	List Price
-3M Black Mesh -U6 Black Faux Leather	525.00

### Visitor's Chairs



**EX35** Visitor's Chair with Molded Foam Seat and Back, Designer Plastic Shell Back, Black Steel Frame and Legs with Arms

**Overall Size:** 24.25W x 24.25D x 33.25H  
**Seat:** 19.25W x 18D x 2.75T **Back:** 18.5W x 16H x 2.5T **Seat Range:** 18 Fixed  
**Arms to Floor:** 25.5 **Carton Wt:** 26 **UPS:** Yes **COM:** 1 yd  
**Carton:** 33L x 23W x 8H **Cube:** 3.51 **Options:** N/A  
**Features:** N/A **Control:** N/A  
**Notes:** Non Stacking. NJ and KY In-Stock: -231 Icon Black

NJ  
KY

Fabric	List Price
-231 Icon Black	270.00
A	285.00
B	305.00
C	325.00
R	345.00



**V4410** Deluxe Sled Base Armchair with Molded Foam Seat and Back, Designer Plastic Shell Back and Black Steel Frame

**Overall Size:** 24W x 24.25D x 34.25H  
**Seat:** 19.25W x 17.75D x 3T **Back:** 19W x 16.5H x 2.25T **Seat Range:** 18 Fixed  
**Arms to Floor:** 25.5 **Carton Wt:** 29 **UPS:** Yes **COM:** 1 yd  
**Carton:** 32L x 22W x 10H **Cube:** 4.07 **Options:** N/A  
**Features:** N/A **Control:** N/A  
**Notes:** Non Stacking. NJ and KY In-Stock: -231 Icon Black

NJ  
KY

Fabric	List Price
-231 Icon Black	310.00
A	325.00
B	345.00
C	370.00
R	395.00



**V4420** Deluxe Sled Base Chair with Molded Foam Seat and Back, Designer Plastic Shell Back and Black Steel Frame

**Overall Size:** 23.5W x 24.25D x 34.25H  
**Seat:** 19.5W x 18D x 2.5T **Back:** 19W x 17H x 2.25T **Seat Range:** 18 Fixed  
**Arms to Floor:** N/A **Carton Wt:** 26 **UPS:** Yes **COM:** 1 yd  
**Carton:** 32L x 21W x 10H **Cube:** 3.88 **Options:** N/A  
**Features:** N/A **Control:** N/A  
**Notes:** Non Stacking. NJ and KY In-Stock: -231 Icon Black

NJ

Fabric	List Price
-231 Icon Black	285.00
A	300.00
B	320.00
C	340.00
R	362.00



**STC3030C30** 30 Pack Plastic Seat and Back Stack Chair with Silver EPD Frame. Assembled with Dolly.

**Overall Size:** 22W x 20.75D x 30.75H  
**Seat:** 18.25W x 18.25D x 0.25T **Back:** 20W x 14H x 0.25T **Seat Range:** 17.75 Fixed  
**Arms to Floor:** N/A **Carton Wt:** 380 **LTL:** Yes **COM:** N/A  
**Carton:** Ships on Dolly **Cube:** 44.22 **Options:** N/A  
**Features:** N/A **Control:** N/A  
**Notes:** Pricing Reflects 30 Pack with Dolly

Finish	List Price
-2 Grey -3 Black -4 Burgundy -7 Blue	5100.00 30 Pack with Dolly



**STC3030** 4-Pack Plastic Seat and Back Stack Chair with Silver EPD Frame. Assembled.

**Overall Size:** 22W x 20.75D x 30.75H  
**Seat:** 18.25W x 18.25D x 0.25T **Back:** 20W x 14H x 0.25T **Seat Range:** 17.75 Fixed  
**Arms to Floor:** N/A **Carton Wt:** 53 **LTL:** Yes **COM:** N/A  
**Carton:** 36L x 26W x 25H **Cube:** 13.54 **Options:** N/A  
**Features:** N/A **Control:** N/A  
**Notes:** Pricing Reflects 4-Pack

Finish	List Price
-2 Grey -3 Black -4 Burgundy -7 Blue	720.00 4-Pack



**STC3230** 2-Pack Plastic Seat and Back Stack Chair with Silver EPD Frame. Assembled.

**Overall Size:** 22W x 20.75D x 30.75H  
**Seat:** 18.25W x 18.25D x 0.25T **Back:** 20W x 14H x 0.25T **Seat Range:** 17.75 Fixed  
**Arms to Floor:** N/A **Carton Wt:** 33 **UPS:** Yes **COM:** N/A  
**Carton:** 33L x 25W x 23H **Cube:** 10.98 **Options:** N/A  
**Features:** N/A **Control:** N/A  
**Notes:** Pricing Reflects 2-Pack.

Finish	List Price
-2 Grey -3 Black -4 Burgundy -7 Blue	400.00 2-Pack



**STC3410** 4-Leg Armchair with Plastic Shell Back and Black Steel Frame

**Overall Size:** 24.25W x 24.75D x 33.25H  
**Seat:** 18W x 18.75D x 2.5T **Back:** 18W x 15.25H x 2T **Seat Range:** 19 Fixed  
**Arms to Floor:** 26.25 **Carton Wt:** 26 **UPS:** Yes **COM:** 1 yd  
**Carton:** 33L x 23W x 11H **Cube:** 4.83 **Options:** N/A  
**Features:** N/A **Control:** N/A  
**Notes:** Will Stack with STC3440.  
 NJ, KY and TX In-Stock: -231 Icon Black



Fabric	List Price
A	315.00
B	335.00
C	358.00
R	380.00



**STC3440** Armchair with Casters, Plastic Shell Back and Black Steel Frame

**Overall Size:** 24.5W x 24.25D x 33H  
**Seat:** 19W x 20D x 2T **Back:** 18.5W x 15.5H x 2T **Seat Range:** 19 Fixed  
**Arms to Floor:** 26 **Carton Wt:** 26 **UPS:** Yes **COM:** 0.8 yds  
**Carton:** 33L x 22W x 11H **Cube:** 4.62 **Options:** N/A  
**Features:** N/A **Control:** N/A  
**Notes:** Will Stack with STC3410. NJ and KY In-Stock: -231 Icon Black



Fabric	List Price
A	330.00
B	350.00
C	373.00
R	395.00



**STC865** Stacking Chairs with Black Plastic Seat and Back and Silver EPD Frame. Available in 30 Pack w/Dolly, 4-Pack and 2-Pack.

**Overall Size:** 19W x 23D x 34H  
**Seat:** 18.25W x 18.5D **Back:** 18.25W x 14H **Seat Range:** 17.75 Fixed  
**Arms to Floor:** N/A **Carton Wt:** 340/50/27 **UPS:** Yes (2-Pack Only)  
**2-Pack Carton:** 35L x 25W x 23H **4-Pack Carton:** 38L x 29W x 23H  
**30 Pack Dolly:** Ships on Dolly **Cube:** 46.87/14.66/11.64  
**Notes:** 30 and 4-Packs are NON-UPSable. Pricing Reflects in Packs.

Finish	List Price
-3 Black	
<b>STC865C30</b> 30 Pack w/Dolly	6000.00
STC865C4 4-Pack STC865C2 2-Pack	765.00 422.00



**STC8300** Straight Leg Stacking Chair w/Black Plastic Seat & Back and Silver EPD Frame. Available in 28-Pack w/Dolly, 4-Pack and 2-Pack.

**NJ** Overall Size: 19W x 19.5D x 31.5H  
 Seat: 16W x 17D Back: 16.25W x 13.5H Seat Range: 17.5 Fixed  
 Arms to Floor: N/A Carton Wt: 259/39/22 UPS: Yes (2-Pack Only)  
 2-Pack Carton: 35L x 25W x 23H 4-Pack Carton: 38L x 29W x 23H  
 28-Pack Dolly: Ships on Dolly Cube: 45.68/14.66/11.64  
 Notes: 28 and 4-Packs are NON-UPSable. Pricing Reflects in Packs.

Finish	List Price
-3 Black	
<b>STC8300C28</b> 28-Pack w/Dolly	3864.00
<b>STC8300C4</b> 4-Pack	600.00
<b>STC8300C2</b> 2-Pack	336.00



**STC8302** Sled Base Stacking Chair with Black Plastic Seat & Back and Silver EPD Frame. Available in 28-Pack w/Dolly, 4-Pack and 2-Pack.

**NJ** Overall Size: 19W x 19.5D x 31.5H  
 Seat: 16W x 17D Back: 16.25W x 13.5H Seat Range: 17.75 Fixed  
 Arms to Floor: N/A Carton Wt: 276/43/24 UPS: Yes (2-Pack Only)  
 2-Pack Carton: 35L x 25W x 23H 4-Pack Carton: 38L x 29W x 23H  
 28-Pack Dolly: Ships on Dolly Cube: 46.9/14.66/11.64  
 Notes: 28 and 4-Packs are NON-UPSable. Pricing Reflects in Packs.

Finish	List Price
-3 Black	
<b>STC8302C28</b> 28-Pack w/Dolly	3864.00
<b>STC8302C4</b> 4-Pack	600.00
<b>STC8302C2</b> 2-Pack	336.00



**DC8309C** Tall Stacking and Ganging Chair with Plastic Seat & Back and Silver EPD Frame. Available in 2-Pack, 4-Pack and 25-Pack w/Dolly.

**NJ** Overall Size: 20.25W x 22.75D x 43.75H  
 Seat: 16W x 16.5D Back: 19.25W x 13.5H Seat Range: 29.5 Fixed  
 Arms to Floor: N/A  
 2-Pack Carton: 47L x 26W x 23H Cube: 16.26 Carton Wt: 42 LTL: Yes  
 4-Pack Carton: 55L x 26W x 23H Cube: 19.03 Carton Wt: 72 LTL: Yes  
 25-Pack Dolly: 92L x 45W x 21H Cube: 50.31 Carton Wt: 396 LTL: Yes  
 Pricing Reflects in Packs.

Finish	List Price
-3 Black	
<b>DC8309C25</b> 25-Pack with Dolly	4500.00
<b>DC8309C4</b> 4-Pack	820.00
<b>DC8309C2</b> 2-Pack	450.00



**DC8658C** Tall Stacking Chair with Plastic Seat and Back and Silver EPD Frame. Available in 2-Pack and 4-Pack.

**NJ TX** Overall Size: 22W x 25D x 46H  
 Seat: 18W x 18.5D Back: 18.25W x 14H Seat Range: 29.25 Fixed  
 Arms to Floor: N/A  
 2-Pack Carton: 47L x 31W x 24H Cube: 20.23 Carton Wt: 46 LTL: Yes  
 4-Pack Carton: 49L x 31W x 24H Cube: 21.09 Carton Wt: 82 LTL: Yes  
 Notes: Pricing Reflects in Packs.

Finish	List Price
-3 Black	
<b>DC8658C4</b> 4-Pack	1064.00
<b>DC8658C2</b> 2-Pack	590.00

**Folding Chairs**



**FC8483** Nesting Chair with Breathable Mesh Back and Fabric Seat in Black Finish Frame.

**NJ KY TX** Overall Size: 24.5W x 22.75D x 35H  
 Seat: 17.75W x 18D x 3.5T Back: 19.75W x 17.25H Seat Range: 18.75 Fixed  
 Arms to Floor: 27.25 Carton Wt: 54 UPS: Yes COM: 0.75 yd.  
 Carton: 26L x 26W x 24H Cube: 9.38 Options: SW72, CG60  
 Features: 12 Control: N/A  
 Notes: Seat Folds up for Horizontal Nesting. Sold in 2-Pack.  
 Set of 2 Clips for Ganging Included. NJ and TX In-Stock: -231 **250 lbs.**



Fabric	List Price
-231 Icon Black Black Finish Frame	790.00 2-Pack
A	830.00
B	885.00
C	940.00
R	1000.00



**FC8487** Nesting Chair with Breathable Mesh Back and Fabric Seat in Titanium Finish Frame.

**NJ KY** Overall Size: 24.5W x 22.75D x 35H  
 Seat: 17.75W x 18D x 3.5T Back: 19.75W x 17.25H Seat Range: 18.75 Fixed  
 Arms to Floor: 27.25 Carton Wt: 54 UPS: Yes COM: 0.75 yd.  
 Carton: 26L x 26W x 24H Cube: 9.38 Options: SW72, CG60  
 Features: 12 Control: N/A  
 Notes: Seat Folds up for Horizontal Nesting. Sold in 2-Pack.  
 Set of 2 Clips for Ganging Included. NJ In-Stock: -231 **250 lbs.**



Fabric	List Price
-231 Icon Black Titanium Finish Frame	790.00 2-Pack
A	830.00
B	885.00
C	940.00
R	1000.00





**FC8000NB** Folding Chair with Mocha Plastic Seat and Back and Mocha Frame. Gangable and Stackable. Sold in 4-Pack.

Overall Size: 19W x 20.5D x 32H  
 Seat: 16W x 16.5D Back: 19W x 9.5H Seat Range: 17.75 Fixed  
 Arms to Floor: N/A Carton Wt: 46 UPS: Yes COM: N/A  
 Carton: 40L x 20W x 8H Cube: 3.7 Options: N/A  
 Features: N/A Control: N/A  
 Notes: Pricing Reflects 4-Pack.

Frame/Plastic	List Price
-1 Mocha/ Mocha	464.00 4-Pack
<b>300 lbs.</b>	



**FC8000NP** Folding Chair with Black Plastic Seat and Back and Black Frame. Gangable and Stackable. Sold in 4-Pack.

Overall Size: 19W x 20.5D x 32H  
 Seat: 16W x 16.5D Back: 19W x 9.5H Seat Range: 17.75 Fixed  
 Arms to Floor: N/A Carton Wt: 46 UPS: Yes COM: N/A  
 Carton: 40L x 20W x 8H Cube: 3.7 Options: N/A  
 Features: N/A Control: N/A  
 Notes: Pricing Reflects 4-Pack.

Frame/Plastic	List Price
-3 Black/Black	464.00 4-Pack
<b>300 lbs.</b>	



**FC8000NS** Folding Chair with Blue Plastic Seat and Back and Silver Frame. Gangable and Stackable. Sold in 4-Pack.

Overall Size: 19W x 20.5D x 32H  
 Seat: 16W x 16.5D Back: 19W x 9.5H Seat Range: 17.75 Fixed  
 Arms to Floor: N/A Carton Wt: 46 UPS: Yes COM: N/A  
 Carton: 40L x 20W x 8H Cube: 3.7 Options: N/A  
 Features: N/A Control: N/A  
 Notes: Pricing Reflects 4-Pack.

Frame/Plastic	List Price
-7 Silver/Blue -2 Silver/Grey	464.00 4-Pack
<b>300 lbs.</b>	



**FC8000NBG** Folding Chair with Beige Plastic Seat and Back and Beige Frame. Gangable and Stackable. Sold in 4-Pack.

Overall Size: 19W x 20.5D x 32H  
 Seat: 16W x 16.5D Back: 19W x 9.5H Seat Range: 17.75 Fixed  
 Arms to Floor: N/A Carton Wt: 46 UPS: Yes COM: N/A  
 Carton: 40L x 20W x 8H Cube: 3.7 Options: N/A  
 Features: N/A Control: N/A  
 Notes: Pricing Reflects 4-Pack.

Frame/Plastic	List Price
-11 Beige/ Beige	464.00 4-Pack
<b>300 lbs.</b>	



**FC8100NP** Folding Chair with Plastic Fan Back and Matching Fabric Seat with Black Frame. Sold in 4-Pack.

Overall Size: 19.5W x 21.75D x 35.5H  
 Seat: 16.25W x 16.25D x 2T Back: 18.75W x 17.25H Seat Range: 18.5 Fixed  
 Arms to Floor: N/A Carton Wt: 61 UPS: Yes COM: N/A  
 Carton: 45L x 20W x 12H Cube: 6.25 Options: N/A  
 Features: N/A Control: N/A  
 Notes: Pricing Reflects 4-Pack.

Frame/Fabric	List Price
-3 Black/Black	592.00 4-Pack
<b>300 lbs.</b>	



**FC8100NS** Folding Chair with Plastic Fan Back and Matching Fabric Seat with Silver Frame. Sold in 4-Pack.

Overall Size: 19.5W x 21.75D x 35.5H  
 Seat: 16.25W x 16.25D x 2T Back: 18.75W x 17.25H Seat Range: 18.5 Fixed  
 Arms to Floor: N/A Carton Wt: 61 UPS: Yes COM: N/A  
 Carton: 45L x 20W x 12H Cube: 6.25 Options: N/A  
 Features: N/A Control: N/A  
 Notes: Pricing Reflects 4-Pack.

Frame/Fabric	List Price
-3 Silver/Black -7 Silver/Blue	592.00 4-Pack
<b>300 lbs.</b>	



**NJ** **FF-22124M/FF-22324M** Folding Chair with Metal Seat and Back.  
Sold in 4-Pack.  
Overall Size: 18.75W x 18.75D x 30.25H  
Seat: 16W x 16D Back: 18W x 14.75H Seat Range: 17 Fixed  
Arms to Floor: N/A Carton Wt: 40 UPS: Yes COM: N/A  
Carton: 39L x 20W x 8H Cube: 3.6 Options: N/A  
Features: N/A Control: N/A  
Notes: Pricing Reflects 4-Pack.

Frame	List Price
-22124M Tan -22324M Black	336.00 4-Pack
<b>300 lbs.</b>	



**NJ** **FF-23124V/FF-23324V** Folding Chair with Vinyl Seat and Back.  
Sold in 4-Pack.  
Overall Size: 18.75W x 18.75D x 30H  
Seat: 16W x 16D x 1T Back: 17W x 13.5H x 1T Seat Range: 17.5 Fixed  
Arms to Floor: N/A Carton Wt: 44 UPS: Yes COM: N/A  
Carton: 39L x 20W x 8H Cube: 3.6 Options: N/A  
Features: N/A Control: N/A  
Notes: Pricing Reflects 4-Pack.

Frame/Fabric	List Price
-23124V Tan -23324V Black	440.00 4-Pack
<b>300 lbs.</b>	

### Self-Skinned Urethane



**KH206** Saddle Seat Stool with Seat Angle Adjustment and Dual Wheel Carpet Casters  
Overall Size: 27W x 27D x 29.75-39.5H  
Seat: 13.5W x 9.25D x 2.5T Back: N/A Seat Range: 23.25-33  
Arms to Floor: N/A Carton Wt: 24 UPS: Yes COM: N/A  
Carton: 25L x 25W x 8H Cube: 2.89 Options: CG50, SW70, SK1, SK5  
Features: 1, 4, 5, 9 Control: Pneumatic Height with Seat Tilt  
Notes:

Fabric	List Price
Black Self-Skinned Urethane	290.00



**KH503** Intermediate Stool with Dual Wheel Carpet Casters  
Overall Size: 25.25W x 22.5D x 17.25 - 24.75H  
Seat: 14.25W x 14.25D x 1.5T Back: N/A Seat Range: 17.25 - 24.75  
Arms to Floor: N/A Carton Wt: 19 UPS: Yes COM: N/A  
Carton: 23L x 22W x 5H Cube: 1.46 Options: CG50, SW70, SK7, SK5  
Features: 1, 4 Control: Pneumatic Height  
Notes:

Fabric	List Price
Black Self-Skinned Urethane	205.00



**KH81313** Armless Task Chair with Height Adjustable Back and Dual Wheel Carpet Casters  
Overall Size: 28W x 26D x 33.25 - 40.5H  
Seat: 21W x 18.5 x 2TD Back: 18W x 17H x 1.25T Seat Range: 16.5 -21.75  
Arms to Floor: N/A Carton Wt: 35 UPS: Yes COM: N/A  
Carton: 27L x 26W x 9H Cube: 3.65 Options: CG50, SW70, SK7, SK5  
Features: 1, 2, 4, Control: Pneumatic Height  
Notes: **REPLACES KH520.** Anti-Static, ESD Certified

Fabric	List Price
Black Self-Skinned Urethane	312.00



**KH813137** Task Chair with Height Adjustable Back, Adjustable Arms and Dual Wheel Carpet Casters  
Overall Size: 28W x 226D x 33.25 - 40.5H  
Seat: 21W x 18.5D x 2T Back: 18W x 17H x 1.25T Seat Range: 16.5 -21.75  
Arms to Floor: 25.75 Carton Wt: 44 ISTA: 1A UPS: Yes COM: N/A  
Carton: 27L x 26W x 9H Cube: 3.65 Options: CG50, SW70, SK7, SK5  
Features: 1, 2, 4 Control: Pneumatic Height  
Notes: Anti-Static, ESD Certified

Fabric	List Price
Black Self-Skinned Urethane	340.00



**KH81303** Task Chair with Height Adjustable Back, Seat and Back Angle Adjustment  
**Overall Size:** 28W x 26D x 32.25 - 40.25H  
**Seat:** 21W x 18.5 x 2T **Back:** 18W x 15.75H x 1.25T **Seat Range:** 16.75-21.75  
**Arms to Floor:** N/A **Carton Wt:** 40 **ISTA:** 1A **UPS:** Yes **COM:** N/A  
**Carton:** 27L x 26W x 9H **Cube:** 3.65 **Options:** CG50, SW70, SK7, SK5  
**Features:** 1, 2, 4, 5, 11 **Control:** Dual Function  
**Notes:** Dual Wheel Carpet Casters. Anti-Static, ESD Certified

**NEW**

Fabric	List Price
Black Self-Skinned Urethane	370.00



**KH813037** Task Chair with Height Adjustable Back, Seat and Back Angle Adjustment and Adjustable Arms  
**Overall Size:** 28W x 226D x 32.25 - 40.25H  
**Seat:** 21W x 18.5D x 2T **Back:** 18W x 15.75H x 1.25T **Seat Range:** 16.75 - 21.75  
**Arms to Floor:** 25.75 **Carton Wt:** 49 **ISTA:** 1A **UPS:** Yes **COM:** N/A  
**Carton:** 27L x 26W x 9H **Cube:** 3.65 **Options:** CG50, SW70, SK7, SK5  
**Features:** 1, 2, 4, 5, 11 **Control:** Dual Function  
**Notes:** Dual Wheel Carpet Casters. Anti-Static, ESD Certified

**NEW**

Fabric	List Price
Black Self-Skinned Urethane	398.00



**KH81375MX** Intermediate Drafting Chair with Height Adjustable Back, Adjustable Footrest and Interchangeable Glides and Casters  
**Overall Size:** 29W x 227.25D x 35.25 - 45H  
**Seat:** 21W x 18.5D x 2T **Back:** 18W x 16.75H x 1.25T **Seat Range:** 18.75 - 26.25  
**Arms to Floor:** N/A **Carton Wt:** 42 **ISTA:** 1A **UPS:** Yes **COM:** N/A  
**Carton:** 27L x 26W x 11H **Cube:** 4.46 **Options:** CG50, SW70  
**Features:** 1, 2, 4 **Control:** Pneumatic Height  
**Notes:** **REPLACES KH540.** Nylon Base. Anti-Static, ESD Certified

**NEW**

Fabric	List Price
Black Self-Skinned Urethane	400.00



**KH81310TX** Drafting Chair with Height Adjustable Back, Adjustable Footrest and Interchangeable Glides and Casters  
**Overall Size:** 29W x 27D x 39.75 - 51.75H  
**Seat:** 21W x 18.5D x 2T **Back:** 18W x 17H x 1.25T **Seat Range:** 23 - 33  
**Arms to Floor:** N/A **Carton Wt:** 42 **ISTA:** 1A **UPS:** Yes **COM:** N/A  
**Carton:** 27L x 26W x 11H **Cube:** 4.46 **Options:** CG50, SW70  
**Features:** 1, 2, 4 **Control:** Pneumatic Height  
**Notes:** **REPLACES KH550.** Nylon Base. Anti-Static, ESD Certified

**NEW**

Fabric	List Price
Black Self-Skinned Urethane	450.00



**KH81313CX** Drafting Chair with Height Adjustable Back, Footrest, Interchangeable Glides and Casters  
**Overall Size:** 26.75W x 23.5D x 40.25 - 56.5H  
**Seat:** 21W x 18.5D x 2T **Back:** 18W x 16.75H x 1.25T **Seat Range:** 28-37.75  
**Arms to Floor:** N/A **Carton Wt:** 40 **ISTA:** 1A **UPS:** Yes **COM:** N/A  
**Carton:** 26L x 24W x 9H **Cube:** 3.25 **Options:** CG50, SW70  
**Features:** 1, 2, 4 **Control:** Pneumatic Height  
**Notes:** Chrome Base. Anti-Static, ESD Certified

**NEW**

Fabric	List Price
Black Self-Skinned Urethane	475.00



**KH81303MX** Intermediate Drafting Chair with Height Adjustable Back, Seat and Back Angle Adjustment and Adjustable Footrest  
**Overall Size:** 29W x 25.75D x 35.5 - 45.75H  
**Seat:** 21W x 18.5D x 2T **Back:** 18W x 16.25H x 1.25T **Seat Range:** 19 - 26.5  
**Arms to Floor:** N/A **Carton Wt:** 46 **ISTA:** 1A **UPS:** Yes **COM:** N/A  
**Carton:** 27L x 26W x 10H **Cube:** 4.06 **Options:** CG50, SW70  
**Features:** 1, 2, 4 **Control:** Dual Function  
**Notes:** **REPLACES KH570.** Interchangeable Glides and Casters, Nylon Base. Anti-Static, ESD Certified

**NEW**

Fabric	List Price
Black Self-Skinned Urethane	475.00



**KH81391** Armless Guest Chair with Height Adjustable Back in Black Finish Frame  
 Overall Size: 21W x 23D x 33.75-36H  
 Seat: 21W x 18.5D x 2T Back: 18W x 16H x 1.25T Seat Range: 18.75 Fixed  
 Arms to Floor: N/A Carton Wt: 35 ISTA: 1A UPS: Yes COM: N/A  
 Carton: 26L x 23W x 8H Cube: 2.76 Options: N/A  
 Features: N/A Control: N/A  
 Notes: Anti-Static, ESD Certified

Fabric	List Price
Black Self-Skinned Urethane	312.00

**NEW**



**KH81393** Guest Chair with Height Adjustable Back, and Polypropylene Arms in Black Finish Frame  
 Overall Size: 24.25W x 22.25D x 33.75-36H  
 Seat: 21W x 18.5D x 2T Back: 18W x 16.5H x 1.25T Seat Range: 17.75 Fixed  
 Arms to Floor: 25.5 Carton Wt: 39 ISTA: 1A UPS: Yes COM: N/A  
 Carton: 35L x 23W x 9H Cube: 4.19 Options: N/A  
 Features: N/A Control: N/A  
 Notes: Anti-Static, ESD Certified

Fabric	List Price
Black Self-Skinned Urethane	340.00

**NEW**



**KH81392** Guest Chair with Casters, Height Adjustable Back, and Polypropylene Arms in Black Finish Frame  
 Overall Size: 24.25W x 22.25D x 33.75-36H  
 Seat: 21W x 18.5D x 2T Back: 18W x 16.5H x 1.25T Seat Range: 17.75 Fixed  
 Arms to Floor: 25.5 Carton Wt: 39 ISTA: 1A UPS: Yes COM: N/A  
 Carton: 35L x 23W x 9H Cube: 4.19 Options: N/A  
 Features: N/A Control: N/A  
 Notes: Anti-Static, ESD Certified

Fabric	List Price
Black Self-Skinned Urethane	350.00

**NEW**

**Options**



**04-ARMS-3** Height Adjustable Arms  
 Carton Wt: 9 Cube: 0.61  
 Designed For: 2902, 2817 & 98341 Only  
 List Price: 105.00



**CG50** Floor Glides (set of 5)  
 Carton Wt: 2 Cube: 0.2  
 Designed For: Most Work Smart Chairs & Space Drafting Chairs - See Individual Chair Options  
 List Price: 35.00 (set of 5)



**07-ARMS-3** 2-Way Adjustable Arms  
 Carton Wt: 9 Cube: 0.61  
 Designed For: See Individual Chair Options  
 List Price: 110.00



**SW72** Soft Wheel Caster (set of 4)  
 Carton Wt: 2 Cube: 0.2  
 Designed For: FC84 Series  
 List Price: 35.00 (set of 4)



**SK-7** Stool Kit w/18" Matte Black Ring  
 Carton Wt: 5 Cube: 0.63  
 Designed For: See Individual Chair Options - Adds 7.5 inches to Seat Height - Ring is Height Adjustable  
 List Price: 65.00



**CG60** Glides (Fixed Position - set of 4)  
 Carton Wt: 2 Cube: 0.2  
 Designed For: FC84 Series  
 List Price: 35.00 (set of 4)



**SW70** Soft Wheel Caster (set of 5)  
 Carton Wt: 2 Cube: 0.2  
 Designed For: Most Work Smart & Space Chairs - See individual Chair Options  
 List Price: 42.00 (set of 5)



**SK-5** Stool Kit w/19" Nylon Ring  
 Carton Wt: 7 UPS: 8 Cube: 0.92  
 Designed For: See Individual Chair Options - Adds 7.5 inches to Seat Height - Ring is Height Adjustable  
 List Price: 85.00



**SW392** Soft Wheel Caster (set of 5)  
 Carton Wt: 2 Cube: 0.2  
 Designed For: Angled Base Chairs See Individual Chair Options  
 List Price: 45.00 (set of 5)





**FT6635 Resin Multipurpose Table with PC-54 Chair**



**FT6634 4' Resin Multi Purpose/Training Flip Table with Grey Steel Tubular Frames, Locking Casters, and Cord Management**  
**Overall Size:** 48W x 24D x 29.25H **Pack:** 1pc  
**Leg Tube:** 1.125" x 1.2mm **Table Top:** 45mm Thick **Carton Wt:** 36  
**Carton:** 49L x 25W x 5H **UPS:** Yes **Cube:** 3.5  
**Notes:**

Finish	List Price
Light Grey Speckle	380.00



**FT6635 5' Resin Multi Purpose/Training Flip Table with Black Steel Tubular Frames, Locking Casters, and Cord Management**  
**Overall Size:** 60.W x 25.75D x 29.25H **Pack:** 1pc  
**Leg Tube:** 1.5" x 1.2mm **Table Top:** 45mm Thick **Carton Wt:** 42  
**Carton:** 61L x 24W x 5H **UPS:** Yes **Cube:** 4.23  
**Notes:**

Finish	List Price
Light Grey Speckle	450.00



**BT04Q 4' Resin Multi Purpose Table**  
**Overall Size:** 48W x 24D x 29.25H **Pack:** 1pc  
**Leg Tube:** 1" x 0.8mm **Table Top:** 45mm Thick **Carton Wt:** 22  
**Carton:** 49L x 25W x 3H **UPS:** Yes **Cube:** 2.12  
**Notes:**

Finish	List Price
Light Grey Speckle	170.00



**BT04FA 4' Height Adjustable Fold in Half Resin Multi Purpose Table**  
**Overall Size:** 48W x 24D x 22.5-35.5H **Pack:** 1pc **Range:** 22.5-35.5  
**Leg Tube:** 1" & .75" x 0.9mm **Table Top:** 42mm Thick **Carton Wt:** 24  
**Carton:** 26L x 25W x 4H **UPS:** Yes **Cube:** 1.50  
**Notes:**

Finish	List Price
Light Grey Speckle	195.00



**BT04W 4' Resin Multi Purpose Table**  
**Overall Size:** 48W x 30D x 29.75H **Pack:** 1pc  
**Leg Tube:** 1.75" x 0.8mm **Table Top:** 47mm Thick **Carton Wt:** 36  
**Carton:** 51L x 33W x 3H **UPS:** Yes **Cube:** 2.92  
**Notes:**

Finish	List Price
Light Grey Speckle	250.00

	<p><b>NJ</b> <b>BT05Q</b> 5' Resin Multi Purpose Table  <b>Overall Size:</b> 60W x 30D x 29.25H <b>Pack:</b> 1pc  <b>Leg Tube:</b> 1.125" x 0.9mm <b>Table Top:</b> 45mm Thick <b>Carton Wt:</b> 30  <b>Carton:</b> 61L x 31W x 3H <b>UPS:</b> OS <b>Cube:</b> 3.28  <b>Notes:</b> See Caddies on Page 175</p>	<p><b>Finish</b> Light Grey Speckle</p>	<p><b>List Price</b> 215.00</p>
	<p><b>KY</b> <b>BT5FQW</b> 5' Resin Multi Purpose Center Fold Table with Transport Wheels  <b>Overall Size:</b> 61W x 30D x 29.25H <b>Pack:</b> 1pc  <b>Leg Tube:</b> 1.0" x 0.8mm <b>Table Top:</b> 1.75" Thick <b>Carton Wt:</b> 29  <b>Carton:</b> 33L x 30W x 4H <b>UPS:</b> OS <b>Cube:</b> 2.29  <b>Notes:</b></p>	<p><b>Finish</b> Light Grey Speckle</p>	<p><b>List Price</b> 228.00</p>
	<p><b>NJ</b> <b>KY</b> <b>BT06Q</b> 6' Resin Multi Purpose Table  <b>Overall Size:</b> 72W x 30D x 29.25H <b>Pack:</b> 1pc  <b>Leg Tube:</b> 1.125" x 1.0mm <b>Table Top:</b> 45mm Thick <b>Carton Wt:</b> 38  <b>Carton:</b> 73L x 31W x 3H <b>UPS:</b> OS <b>Cube:</b> 3.92  <b>Notes:</b> See Caddies on Page 175</p>	<p><b>Finish</b> Light Grey Speckle</p>	<p><b>List Price</b> 248.00</p>
	<p><b>NJ</b> <b>KY</b> <b>BT6FQ</b> 6' Resin Center Fold Multi Purpose Table  <b>Overall Size:</b> 72W x 29.5D x 28.75H <b>Pack:</b> 1pc  <b>Leg Tube:</b> 1.125" x 0.9mm <b>Table Top:</b> 45mm Thick <b>Carton Wt:</b> 34  <b>Carton:</b> 39L x 32W x 4H <b>UPS:</b> Yes <b>Cube:</b> 2.88  <b>Notes:</b></p>	<p><b>Finish</b> Light Grey Speckle</p>	<p><b>List Price</b> 256.00</p>
	<p><b>KY</b> <b>BT6FQW</b> 6' Resin Multi Purpose Center Fold Table with Transport Wheels  <b>Overall Size:</b> 72.5W x 30D x 29.75H <b>Pack:</b> 1pc  <b>Leg Tube:</b> 1.125" x 1.1mm <b>Table Top:</b> 2.25" Thick <b>Carton Wt:</b> 43  <b>Carton:</b> 39L x 31W x 5H <b>UPS:</b> OS <b>Cube:</b> 3.49  <b>Notes:</b></p>	<p><b>Finish</b> Light Grey Speckle</p>	<p><b>List Price</b> 325.00</p>
	<p><b>NJ</b> <b>KY</b> <b>BT06A</b> 6' Height Adjustable Resin Multi Purpose Table  <b>Overall Size:</b> 72W x 30D x 29.25-37.25H <b>Pack:</b> 1pc <b>Range:</b> 29.25-37.25  <b>Leg Tube:</b> 1.125" x 1.0mm <b>Table Top:</b> 45mm Thick <b>Carton Wt:</b> 38  <b>Carton:</b> 73L x 31W x 3H <b>UPS:</b> OS <b>Cube:</b> 3.92  <b>Notes:</b></p>	<p><b>Finish</b> Light Grey Speckle</p>	<p><b>List Price</b> 300.00</p>
	<p><b>NJ</b> <b>KY</b> <b>BT08Q</b> 8' Resin Multi Purpose Table  <b>Overall Size:</b> 96W x 30D x 29.25H <b>Pack:</b> 1pc  <b>Leg Tube:</b> 1.125" x 1.0mm <b>Table Top:</b> 50mm Thick <b>Carton Wt:</b> 49  <b>Carton:</b> 98L x 31W x 3H <b>LTL:</b> Yes <b>Cube:</b> 5.27  <b>Notes:</b> See Caddies on Page 175</p>	<p><b>Finish</b> Light Grey Speckle</p>	<p><b>List Price</b> 342.00</p>
	<p><b>NJ</b> <b>KY</b> <b>BT36</b> 36" Square Resin Table  <b>Overall Size:</b> 36W x 36D x 29H <b>Pack:</b> 1pc  <b>Leg Tube:</b> 38.1mm x 1.0mm <b>Table Top:</b> 45mm Thick <b>Carton Wt:</b> 25  <b>Carton:</b> 37L x 37W x 3H <b>UPS:</b> Yes <b>Cube:</b> 2.37  <b>Notes:</b></p>	<p><b>Finish</b> Light Grey Speckle</p>	<p><b>List Price</b> 205.00</p>
	<p><b>NJ</b> <b>KY</b> <b>BT48Q</b> 48" Round Resin Multi Purpose Table  <b>Overall Size:</b> 48W x 48D x 29.25H <b>Pack:</b> 1pc  <b>Leg Tube:</b> 31.125" x 1.0mm <b>Table Top:</b> 45mm Thick <b>Carton Wt:</b> 33  <b>Carton:</b> 49L x 49W x 2H <b>UPS:</b> OS <b>Cube:</b> 2.77  <b>Notes:</b> See Caddies on Page 175</p>	<p><b>Finish</b> Light Grey Speckle</p>	<p><b>List Price</b> 285.00</p>
	<p><b>NJ</b> <b>BT60Q</b> 60" Round Resin Multi Purpose Table  <b>Overall Size:</b> 60W x 60D x 29.25H <b>Pack:</b> 1pc  <b>Leg Tube:</b> 1.25" x 1.0mm <b>Table Top:</b> 50mm Thick <b>Carton Wt:</b> 50  <b>Carton:</b> 61L x 61W x 3H <b>LTL:</b> Yes <b>Cube:</b> 6.46  <b>Notes:</b> See Caddies on Page 175</p>	<p><b>Finish</b> Light Grey Speckle</p>	<p><b>List Price</b> 450.00</p>



**NJ** **BT71Q** 71" Round Resin Multi Purpose Table  
**Overall Size:** 71W x 71D x 29.25H **Pack:** 1pc  
**Leg Tube:** 1.5" x 1.0mm **Table Top:** 55mm Thick **Carton Wt:** 63  
**Carton:** 72L x 72W x 3H **LTL:** Yes **Cube:** 9.0  
**Notes:** See Caddies on Page 175

Finish	List Price
Light Grey Speckle	645.00



**NJ** **BT22** Resin Training Multi Purpose Table  
**Overall Size:** 70.5W x 19.5D x 29.5H **Pack:** 1pc  
**Leg Tube:** 1" x 1.0mm **Table Top:** 55mm Thick **Carton Wt:** 28  
**Carton:** 71L x 21W x 3H **UPS:** Yes **Cube:** 2.58  
**Notes:**

Finish	List Price
Light Grey Speckle	225.00



**NJ** **PC-02** Resin Chair (4-Pack Blow Mold)  
**Overall Size:** 18.5W x 22D x 33.25H **Pack:** 4pc  
**Leg Tube:** 1.125" x 0.9mm **Table Top:** N/A **Carton Wt:** 51 (4-Pack)  
**Carton:** 44L x 19W x 11H **UPS:** Yes **Cube:** 5.32  
**Notes:** See Caddies on Page 175

Finish	List Price
Light Grey Speckle	440.00
<b>300 lbs.</b>	4-Pack



**KY** **PC-03** Resin Chair (4-Pack Blow Mold)  
**Overall Size:** 18.5W x 22D x 33.25H **Pack:** 4pc  
**Leg Tube:** 1.125" x 0.9mm **Table Top:** N/A **Carton Wt:** 51 (4-Pack)  
**Carton:** 44L x 19W x 12H **UPS:** Yes **Cube:** 5.80  
**Notes:** See Caddies on Page 175

Finish	List Price
Light Grey Speckle	440.00
<b>300 lbs.</b>	4-Pack



**KY** **PC-54** Plastic Chair (4-Pack)  
**Overall Size:** 17.5W x 21D x 34.25H **Pack:** 4pc  
**Leg Tube:** 0.75" x 0.85mm **Table Top:** N/A **Carton Wt:** 26 (4-Pack)  
**Carton:** 42L x 18W x 7H **UPS:** Yes **Cube:** 3.06  
**Notes:** See Caddies on Page 175

Finish	List Price
Light Grey Speckle	256.00
<b>225 lbs.</b>	4-Pack



**PCT-05** 5 Piece Folding Set (4 chairs and 36" x 36" fold in half table)  
**Overall Size Table:** 36W x 36D x 27.75H **Pack:** 1 set  
**Overall Size Chair:** 17.75W x 17.5D x 34.5H **Carton Wt:** 49  
**Carton:** 37L x 20W x 9H **UPS:** Yes **Cube:** 3.85  
**Notes:**

Finish	List Price
Light Grey Speckle	430.00
<b>225 lbs.</b>	



**KY** **QT3965** 3 Piece Folding Table and Bench Set (2 benches and one BT6FQ)  
**Overall Size Table:** 72W x 30D x 29.25H **Pack:** 1 set  
**Overall Size Bench:** 72.5W x 12D x 17.5H **Carton Wt:** 72  
**Carton:** 40L x 32W x 8H **UPS:** Yes **Cube:** 5.92  
**Notes:**

Finish	List Price
Light Grey Speckle	565.00
<b>225 lbs.</b>	



**KY** **QT7894** Folding Beverage Ice Cooler Table. Decorative Skirt and Plastic Drain Included.  
**Overall Size Table:** 47.25W x 23.75D x 32H **Pack:** 1 pc  
**Leg Tube:** 25.4mm x 0.8mm **Carton Wt:** 32 **ISTA:** 6  
**Carton:** 51L x 27W x 6H **UPS:** Yes **Cube:** 4.78  
**Notes:**

Finish	List Price
Light Grey Speckle	350.00
<b>225 lbs.</b>	



**KY** **PC-15F** Fold in Half Bench  
**Overall Size:** 72.5W x 12D x 17.5H **Pack:** 1pc  
**Leg Tube:** 1" x 0.8mm **Table Top:** N/A **Carton Wt:** 20  
**Carton:** 38L x 13W x 5H **UPS:** Yes **Cube:** 1.42  
**Notes:**

Finish	List Price
Light Grey Speckle	152.00
<b>225 lbs.</b>	



**QT7894**

Folding Beverage Ice Cooler Table



**NJ** **TC102** Caddy for BT05Q, BT06Q, BT08Q or BT06A  
**Overall Size:** 76W x 30.25D x 45.25H **Pack:** 1pc  
**Handle Tube:** 1.125" x 1.8mm **Carton Wt:** 75  
**Carton:** 78L x 34W x 6H **UPS:** OS **Cube:** 9.21  
**Notes:** Holds up to 20 BT05Q, BT06Q , 18 BT08Q and 20 BT06A

Finish	List Price
Light Grey Speckle	690.00



**NJ** **TC103** Caddy for PC02 / PC03 Chairs  
**Overall Size:** 34.5W x 18.75D x 74.75H **Pack:** 1pc  
**Square Tube:** 31.8mm x 31.8mm x 1.2mm **Carton Wt:** 49  
**Carton:** 46L x 20W x 6H **UPS:** Yes **Cube:** 3.19  
**Notes:** Holds up to 28 PC02 or PC03 Chairs

Finish	List Price
Light Grey Speckle	435.00



**NJ** **TC104** Caddy for PC54 Chairs  
**Overall Size:** 37.6W x 18.7D x 77.5H **Pack:** 1pc  
**Square Tube:** 31.8mm x 31.8mm x 1.2mm **Carton Wt:** 47  
**Carton:** 40L x 22W x 5H **UPS:** Yes **Cube:** 2.55  
**Notes:** Holds up to 60 PC54 Chairs

Finish	List Price
Light Grey Speckle	435.00



**NJ** **TC106** Caddy for BT48Q, BT60Q and BT71Q Round Tables  
**Overall Size:** 52W x 32.75D x 40.25H **Pack:** 1pc  
**Handle Tube:** 1.25" x 1.0mm **Carton Wt:** 76  
**Carton:** 54L x 35W x 5H **UPS:** OS **Cube:** 5.46  
**Notes:** Holds up to 14 BT71Q, 15 BT60Q or 17 BT48Q

Finish	List Price
Light Grey Speckle	620.00




**NJ** **TC8860** Stacking Caddy for RC88 and WC7287 Chairs with Locking Casters  
**Overall Size:** 37.5W x 19D x 77.25H  
**Carton Wt:** 50 **Cube:** 2.72 **Pack:** 1pc  
**Carton:** 41L x 23W x 5H **UPS:** Yes  
**Notes:** Holds up to 62 Folded RC88 Chairs and 32 WC7287 Chairs.  
 In grey hammer tone finish.

Finish	List Price
Light Grey Speckle	430.00



**Pneumatic Task Chairs**

**◆ Light Duty Seating**



**SC117** Basic Task Chair with Molded Foam Seat and Back

Overall Size: 24W x 22D x 31-38.5H  
 Seat: 18W x 17D x 2.5T Back: 16W x 10.5H x 2T Seat Range: 16.75 -22.5  
 Arms to Floor: N/A Carton Wt: 22 UPS: Yes COM: 1 yd  
 Carton: 29L x 21W x 8H Cube: 2.81 Options: 07, CG50, SW70, SK1, SK5  
 Features: 1, 2, 3, 4 Control: Pneumatic  
 Notes: NJ and KY In-Stock: -231 Icon Black

Fabric	List Price
A	225.00
B	240.00
C	255.00

**200 lbs.**



**Specialty Seatings**



**KCM1420** Ergonomically Designed Knee Chair with Casters and Memory Foam

Overall Size: 17W x 25.25D x 20.5H  
 Seat: 17W x 12.5D x 2.5T Knee Pads: 16.5W x 10.5D x 2.5T Seat Range: 20.5 -28  
 Arms to Floor: N/A Carton Wt: 20 UPS: Yes COM: N/A  
 Carton: 26L x 19W x 8H Cube: 2.28 Options: N/A  
 Features: N/A Control: Manual  
 Notes:

Fabric	List Price
Coal	275.00

**200 lbs.**



**KCW773/KCW778** Ergonomically Designed Mahogany Finished Wood Knee Chair with Casters and Memory Foam

Overall Size: 17W x 31D x 25H  
 Seat: 17W x 12.25D x 2.5T Knee Pad: 18.25W x 10.5H x 2.5T Seat Range: 22 -25  
 Arms to Floor: N/A Carton Wt: 19 UPS: Yes COM: N/A  
 Carton: 26L x 18W x 8H Cube: 2.16 Options: N/A  
 Features: N/A Control: Manual  
 Notes:

Fabric	List Price
<b>KCW773</b> Coal/ Mahogany	350.00
<b>KCW778</b> Coal/Esspresso	




◆ Office Seating under "◆ General Warranty" are not intended for commercial use (40-hour work week)

■ NJ, KY or TX In Stock

⚙ TAA Compliant


🌿 GREENGUARD Certified



**NJ KY EC3393** Bonded Leather Executive Chair

Overall Size: 23W x 25D x 41.75H  
 Seat: 19W x 19D x 3T Back: 19W x 23H x 3T Seat Range: 16.75 -20.5  
 Arms to Floor: 24 Carton Wt: 32 UPS: Yes COM: N/A  
 Carton: 25L x 24W x 11H Cube: 3.81 Options: CG50, SW70  
 Features: 1, 4, 5, 8, 9 Control: Locking Tilt  
 Notes:

Fabric	List Price
Bonded Leather -EC3 Black	315.00
<b>200 lbs.</b>	




**NJ EC22070** High Back Bonded Leather Executive Chair

Overall Size: 26.5W x 27D x 45.5H  
 Seat: 21W x 18.5D x 3T Back: 21W x 25.5H x 5T Seat Range: 17.5 -21.5  
 Arms to Floor: 25 Carton Wt: 38 UPS: Yes COM: N/A  
 Carton: 30L x 24W x 14H Cube: 5.83 Options: CG50, SW70  
 Features: 1, 4, 5, 8, 9 Control: Locking Tilt  
 Notes:

Fabric	List Price
Bonded Leather -EC3 Black	410.00
<b>200 lbs.</b>	


**Stools**



**NJ ST235V-3** Chrome Finish Stool with Vinyl Seat and Back and Dual Wheel Carpet Casters

Overall Size: 24.5W x 21.5D x 32.75-37.75H  
 Seat: 16.25W x 16.25D x 3.75T Back: 16.25W x 13.25H x 2.5T Seat Range: 19.75 - 25  
 Arms to Floor: N/A Carton Wt: 18 UPS: Yes COM: N/A  
 Carton: 23L x 22W x 10H Cube: 2.92 Options: CG50, SW70  
 Features: 1, 4 Control: Pneumatic Height  
 Notes: **REPLACES** ST245V  
 NJ In-Stock: -3 Black Vinyl

Fabric	List Price
Black Vinyl	290.00
Dillon	325.00
<b>200 lbs.</b>	




**NJ ST428V-3** Chrome Finish Backless Stool with Vinyl Seat and Dual Wheel Carpet Casters

Overall Size: 23W x 23D x 26.5H  
 Seat: 16W x 16D x 4T Back: N/A Seat Range: 19.5 - 25  
 Arms to Floor: N/A Carton Wt: 18 UPS: Yes COM: N/A  
 Carton: 24L x 22W x 8H Cube: 2.44 Options: CG50, SW70  
 Features: 1, 4 Control: Pneumatic Height  
 Notes: **REPLACES** ST418V  
 NJ In-Stock: -3 Black Vinyl

Fabric	List Price
Black Vinyl	290.00
Dillon	325.00
<b>200 lbs.</b>	

**Drafting**




**KY DC420V-3** Chrome Finish Ergonomic Drafting Chair with Teardrop Footrest, Casters and Glides Included

Overall Size: 18W x 24.5D x 50H  
 Seat: 18W x 18D x 3T Back: 15W x 12H x 1.5T Seat Range: 26 - 36  
 Arms to Floor: N/A Carton Wt: 31 UPS: Yes COM: N/A  
 Carton: 24L x 23W x 11H Cube: 3.51 Options: CG50, SW70  
 Features: 1, 4 Control: Pneumatic Height  
 Notes: Teardrop Footrest is not Adjustable

Fabric	List Price
Black Vinyl	420.00
<b>200 lbs.</b>	

**Ventilated Seating**



**NJ KY EM2910/EM2910V** Task Chair with Screen Back and Dual Wheel Carpet Casters

Overall Size: 25.75W x 23.5D x 33.5-40H  
 Seat: 18.5W x 18.25D x 3.5T Back: 17.5W x 16.5-18.25H Seat Range: 18.25 -23.25  
 Arms to Floor: N/A Carton Wt: 28 UPS: Yes COM: N/A  
 Carton: 24L x 24W x 11H Cube: 3.67 Options: CG50, SW70  
 Features: 1, 3, 4 Control: Pneumatic Height  
 Notes: KY In-Stock: EM2910V

Fabric	List Price
EM2910 Black	290.00
EM2910V Black Vinyl	<b>200 lbs.</b>

◆ Office Seating under "◆ General Warranty" are not intended for commercial use (40-hour work week)

■ NJ, KY or TX In Stock

⚙ TAA Compliant

🌿 GREENGUARD Certified





**CUSTOM  
FABRIC  
PROGRAM**

**Choices in Fabric.** Wherever chairs are identified with our CF graphic, you have hundreds of choices in fabric. Solids, patterns and textures. Simple and complex. Vinyls. Hospitality/healthcare-safe performance fabrics. Recycled selections. Choices for every environment. Many are IN STOCK. You can also choose C.O.M. (customer's own material). Digital representations of fabrics are available at [www.officestar.net](http://www.officestar.net) **Custom Fabrics require additional lead time.**



**Grade A**

Linen • Colored Mesh  
Ridgecrest • Interlink • Icon • Diamond

**Grade B**

Twilight • Dillon • Castillo • Fine Tune  
City Park • FreeFlex® II • Transport

**Grade C**

Tracery • Couture

**Grade R**

Key Largo

**A** | grade  
fabric


Ridgecrest



-K015 | Meadow



-K016 | Beach



-K017 | Tide Pool



-K018 | Putty



-K019 | Chocolate



-K020 | Ink

**contents** 100% polyester • **surface abrasion** exceeds 100,000 cycles (Wyzenbeek-#10 cotton duck abradant) • **backing** acrylic  
**break strength** WARP 80 lbs, WEFT 68 lbs (ASTMD4034) • **seam slippage** WARP 84 lbs, WEFT 72 lbs (ASTMD4034)  
**light fastness** class 4/40 hrs min (AATCC16A) • **color fastness** Class 4 (ASTM D3597, AATC 8) Wet, Class 5 (ASTM D3597,  
 AATCC 8) Dry • **flammability** CA Tech Bull. 117, Section E (CS-191-153) UFAC Class 1 • **cleaning** W

Due to differences in dye batches and variations in printing as well as viewing environments and uneven color fading there will be slight variations in color. Exact matching may not be possible.



Linen



-F23 | Black



-F8 | Lime



-F22 | Stone



-F25 | Sand




-F28 | Turquoise

contents 100% polyester • surface abrasion 70,000 double rubs (Wyzenbeek), 50,000 double rubs (Martindale)  
lightfastness 40 hours: dark colors, 3.5 hours: light colors Class 4 (AATCC Test Method 16E)  
colorfastness Wet - Class 3.5, Dry - Class 4 (AATCC Test Method 8) • flammability TB117-2013 • cleaning W/S


Colored Mesh



-3M | Black



-2M | Grey



-6 | Green



-9 | Red

contents 100% polyester • flammability CAL117 • cleaning W/S



## Interlink



-104 | Ink Blue



-106 | Laguna



-107 | Flint



-108 | Autumn




-105 | Garnet

**contents** 100% Olefin backing: latex • **surface abrasion** 30,000+ double rubs • **break strength** warp 100 lbs, fill 125 lbs  
**flammability** CA Tech Bull. 117, Section E UFAC Class 1 BIFMA, Class 1 • **treatments** BLOCKaide™ a soil and stain repellent finish • **cleaning** W

## Icon



-225 | Navy



-226 | Grey



-227 | Burgundy



-231 | Black



-232 | Taupe

**contents** 100% polyester • **surface abrasion** 400,000 double rubs (Wyzenbeek ASTM-D-4157)  
**break strength** warp 150 lbs, fill 88 lbs • **flammability** CA Tech Bull. 117, Section E BIFMA FF-1-78 NFPA 260-1989 UFAC, Class 1  
**treatments** ASR2000™ a soil and stain repellent finish • **cleaning** W

Due to differences in dye batches and variations in printing as well as viewing environments and uneven color fading there will be slight variations in color. Exact matching may not be possible.



unbeatable **service**

grade | **A**  
fabric


Diamond



-296 | Blue Galaxy



-294 | Gold Dust



-295 | Shale



-297 | Jet



-298 | Wine

**contents** 100% polyester • **surface abrasion** 50,000 double rubs • **break strength** warp 300 lbs, fill 300 lbs  
**flammability** CA Tech Bull. 117, Section E UFAC Class 1 NFPA 260 • **treatments** N/A • **cleaning** W

**B** | grade  
fabric

Twilight



-K008 | Cotton



-K009 | Sky



-K010 | Lily Pad



-K011 | Cocoa



-K012 | Brass



-K013 | Cherry



-K014 | Angora

**contents** 67% polyester, 33% nylon • **surface abrasion** 50,000 double rubs min. cotton duck • **backing** SBR backcoating • **break strength** 175 lbf min. warp & 130 lbf min fill • **flammability** CA Tech Bull. 117, Sec. E, NFPA 260/UFAC Fabric Classification Class 1 • **treatments** BLOCkaide® • **seam slippage** 55 lbf min. warp and 40 lbf min. fill • **tear** 10 lbf. warp and fill • **pilling resistance** Class 4 min. • **color fastness to light** grade 4 min. at 40 hrs • **cleaning** W

Due to differences in dye batches and variations in printing as well as viewing environments and uneven color fading there will be slight variations in color. Exact matching may not be possible.

# B | grade fabric

unmatched selection

## Dillon featuring Silver Ion Technology\* (Antimicrobial)\*\*



\*Fabric is treated with Silver Ion Technology, an antimicrobial agent, to protect the fabric from mold, mildew, and odor-causing bacteria. Embedded directly into the fabric, this technology helps the product stay cleaner and fresher. Easy-clean with water or solvent-based cleaners. **Disinfects with 5:1 water/bleach solution.** PVC free. Phthalate and lead compliant. Heavy-duty 200,000 double-rub abrasion resistance.



-R100 | Lipstick



-R101 | Snow



-R102 | Java



-R103 | Stratus



-R104 | Buff




-R105 | Blue



-R106 | Sage



-R107 | Black



-R111 | Graphite



-R112 | Steel



-R108 | Ocean



-R109 | Balsa



-R113 | Luggage



-R114 | Sandy



**contents** 100% polyurethane face; 70% polyester, 30% cotton back • **surface abrasion** 200,000 double rubs • **light fastness** Class 4  
**color fastness** Class 4 • **flammability** CA TB #117-2013; UFAC Class 1; NFPA 260 Class 1; MVSS 302; IMO A.652(16) 8.2 • **cleaning** W/S

Due to differences in dye batches and variations in printing as well as viewing environments and uneven color fading there will be slight variations in color. Exact matching may not be possible.

\*\*Silver ion technology is an antimicrobial agent that protects the fabric from mold and mildew and controls odor. It does not protect the user or others from germs, viruses, disease organisms, or other bacteria. No public health claim is made or implied.




unbeatable service


grade | B  
fabric

**healthcare** Castillo featuring Silver Ion Technology\* (Antimicrobial)\*\*

Castillo is an i-clean® fabric, engineered for extreme comfort, durability and ease of maintenance. Utilizing nano-based technology, spills bead up and sit on the surface until wiped away. This superior moisture & stain resistance helps keep furniture looking new. \*Fabric is also treated with Silver Ion Technology, an antimicrobial agent, to protect the fabric from mold, mildew, and odor-causing bacteria. Embedded directly into the fabric, this technology helps the product stay cleaner and fresher. 200K double rubs. Cleans with water or solvent-based cleaners. **Disinfects with 5:1 water/bleach solution.**



-K001 | Buff



-K002 | Honeydew



-K003 | Breezy



-K004 | Cream



-K005 | Java



-K006 | Metal



-K007 | Batik

**contents** 100% polyurethane face; 87% polyester, 13% cotton back

**surface abrasion** 200,000 double rubs • **light fastness** Class 4 • **color fastness** Class 4

**flammability** CA TB #117-2013; UFAC Class 1; NFPA 260 Class 1; MVSS 302; IMO A.652(16) 8.2 • **cleaning** W

Due to differences in dye batches and variations in printing as well as viewing environments and uneven color fading there will be slight variations in color. Exact matching may not be possible.

\*\*Silver ion technology is an antimicrobial agent that protects the fabric from mold and mildew and controls odor. It does not protect the user or others from germs, viruses, disease organisms, or other bacteria. No public health claim is made or implied.




# B | grade fabric

unmatched selection

## Fine Tune




-K100 | Luna



-K101 | Onyx



-K102 | Ash




-K103 | Herb



-K104 | Cocoa



-K113 | Indigo



-K114 | Ruby



-K105 | Tangelo

contents 100% polyester • surface abrasion 40,000 double rubs • break strength WARP 80 lbs, Fill 65 lbs  
flammability CA Tech Bull. 117, Section E UFAC Class 1 NFPA 260 • treatments N/A • cleaning W

## City Park




-K106 | Birch



-K107 | Domino



-K108 | Steely



-K109 | Kiwi




-K110 | Walnut



-K111 | Marigold



-K115 | Tomato



-K116 | Blue Moon

contents 100% polyester • surface abrasion 50,000 double rubs • break strength warp 90 lbs, fill 76 lbs  
flammability CA Tech Bull. 117, Section E UFAC Class 1 NFPA 260 • treatments N/A • cleaning W

Due to differences in dye batches and variations in printing as well as viewing environments and uneven color fading there will be slight variations in color. Exact matching may not be possible.




**unbeatable service**

**NEW FreeFlex® II Fabric** | "Comfort You Remember"


Introducing an innovative free-flex upholstery cover providing unmatched comfort. Featuring multi-directional stretching, this 100% polyester material form-fits cushions while allowing the foam to flex more than other upholstery materials. With this heightened stretch-and-return capability, FreeFlex® II also contours to an individual's shape and weight for truly individualized comfort. There's no sacrifice in durability; FreeFlex® II passes 70K double rubs in Wyzenbek abrasion resistance testing.



-9201 | Carbon/Grey



-9211 | Ember



-9214 | Azul




-30 | Coal

**contents** 100% polyester • **surface abrasion** 70,000 double rubs (Wyzenbeek ASTM D4157) • **lightfastness** 20 hours, Class 4.5 (AATCC Test Method 16E) • **colorfastness** Wet - Class 4.5, Dry - Class 4.5 (AATCC Test Method 8) • **flammability** CA Tech Bull. 117, Section E • **cleaning** W

**Transport**



-216 | Tuxedo



-217 | Ash



-218 | Inferno



-220 | Nugget



-214 | Ivy




-215 | Rapids

**contents** 58% polypropylene / 42% recycled polyester • **surface abrasion** 30,000 double rubs • **break strength** Warp 125 lbs. Fill 150 lbs. • **flammability** CA Tech. Bull. 117, Section E UFAC Class 1, NFPA 260 Class 1 • **treatments** BLOCKaide™ a soil and stain repellent finish • **cleaning** W

Due to differences in dye batches and variations in printing as well as viewing environments and uneven color fading there will be slight variations in color. Exact matching may not be possible.



## Tracery *\*recommended for lounge seating*



-K026 | Persimmon



-K021 | Khaki



-K022 | Chestnut



-K023 | Taupe



-K024 | Azure




-K025 | Golden

**contents** 100% recycled polyester • **surface abrasion** 75,000 double rubs min. cotton duck • **backing** acrylic • **tear** 10 lbf. warp and fill  
**break strength** 175 lbf min. warp & 100 lbf min fill • **flammability** CA Tech Bull. 117, Sec. E, NFPA 260/UFAC Fabric Classification Class 1  
**treatments** BLOCKaide® **seam slippage** 60 lbf min. warp and fill • **tear** 10 lbf. warp and fill • **pilling resistance** Class 4 min  
**color fastness to light** grade 4 min. at 40 hrs • **cleaning** W

## Couture



-K052 | Tailor



-K055 | Thread



-K054 | Thimble



-K053 | Basting



-K056 | Seam

**contents** 57% post-consumer recycled polyester, 25% pre-consumer recycled polyester, 18% polyester • **weight** 9.2±1.0 oz./lin. yd. • **width** 54" min. useable • **repeat** 14.5" vertical, 14" horizontal • **backing** acrylic backcoating • **treatment** stain repellent • **breaking strength** 115lbf min. warp and 85 lbf min. fill • **tear** 25 lbf warp and 30 lbf min. fill • **seam slippage** 55 lbf warp and 60 lbf fill • **pilling resistance** class 5 • **colorfastness to light** grade 4 min. at 40 hrs • **colorfastness to crocking** grade 4 min. dry & grade 3 min. wet • **wyzenbeek abrasion resistance** 100,000 double rubs cotton duck  
**flammability** CA Tech Bull. 117-2013, Sec. 1, NFPA 260/UFAC Fabric Classification Class 1, ASTM E84 • **cleaning** W/S

Due to differences in dye batches and variations in printing as well as viewing environments and uneven color fading there will be slight variations in color. Exact matching may not be possible.

\*\*Silver ion technology is an antimicrobial agent that protects the fabric from mold and mildew and controls odor. It does not protect the user or others from germs, viruses, disease organisms, or other bacteria. No public health claim is made or implied.



## Key Largo Antimicrobial



Engineered for maximum performance in the most extreme healthcare environments. Features Resilience SR finish that inhibits bacterial growth as well as fungus, mold, mildew and spores for a more hygienic environment. Passes 250,000 double-rub abrasion testing. GREENGUARD certified.



-K038 | Chocolate



-K039 | Palm



-K040 | Aqua



-K041 | Sand



-K042 | Parchment



-K043 | Tangerine

**contents** 100% PVC vinyl • **surface abrasion** passes 250,000 double rubs • **backing** 100% brushed polyester knit • **break strength** min warp 79, fill 56 • **flammability** passes NFPA 260 (equiv. to UFAC), Class 1, Cal. 117, Sec. E, ASTM E84 Class 2 or B (adhered), BIFMA, FMVSS 302, IMO A.652 (16) 8.2 & 8.3, may comply with Cal. Tech. Bull. 133 when combined with appropriate components  
**pilling resistance** Class N/A • **color fastness to light** 1000 hrs • **cleaning** W

Due to differences in dye batches and variations in printing as well as viewing environments and uneven color fading there will be slight variations in color. Exact matching may not be possible.



# In-Stock Seating fabric options

Swatches on pages 188-189 are not available through the Custom Fabrics Program

unmatched selection

## Faux Leather



-B18 | Black -E34 | Espresso U1 | Espresso -U6 | Black -U9 | Red -U11 | White -U22 | Smoke -U42 | Charcoal Grey -W32 | White

contents 60% Elastane Fiber and 40% Segmented Polyurethane • flammability CA Tech Bull. 117 • cleaning S

Applicable to: BRK Series



-R43 | Sand -R44 | Grey -R45 | Navy

contents 100% polyester • surface abrasion over 20,000 cycles • break strength min warp 50 lbs, weft 50 lbs • flammability CA Tech Bull. 117 seam slippage warp 150 lbs, weft 150 lbs • color fastness to light grade 4 at 20 hrs • cleaning W/S

Applicable to: PPR Series



-P52 | Smoke -P53 | Saddle -P54 | Fog

contents 100% polyester • surface abrasion over 10,000 cycles break strength min warp 55 lbs, weft 40 lbs • flammability CA Tech Bull. 117 • seam slippage warp 80 lbs, weft 80 lbs color fastness to light grade 4 at 40 hrs • cleaning W/S

Applicable to: VNS51A Series



-P42 | Sand -P45 | Navy -P47 | Charcoal

contents 100% PVC, back: 100% polyester elastic face • surface abrasion 30000 cycles • flammability CA Tech Bull. 117 color fastness to light grade 3.5 at 20 hrs • cleaning W/S

## Deluxe Faux Leather

Applicable to: ETN, MST55 and PKF Series



-PD3 | Black -PD22 | Cranberry -PD23 | Molasses

-PD24 | Cocoa -PD25 | Camel -PD26 | Pewter -PD28 | Cream

contents 40% polyurethane, 60% TC fabric • surface abrasion 2,000 double rubs • break strength min warp 50 lbs, min fill 50 lbs flammability CA Tech Bull. 117 • seam slippage warp 45 lbs, weft 45 lbs • color fastness to light grade 4 at 20 hrs • cleaning W/S

## Bonded Leather

Applicable to: VNS51A




-CBD | Crimson -EBD | Espresso

contents polyurethane/polyester/bonded leather • flammability CA Tech Bull. 117 • cleaning W/S

## Woven

Applicable to: MST Series



-C28 | Woven Wheat -S22 | Woven Seaweed -W12 | Woven Charcoal -W17 | Woven Indigo

contents 46% polyester, 18% viscose, 36% cotton • surface abrasion over 50000 cycles • break strength min warp 190 lbs, weft 120 lbs flammability CA Tech Bull. 117 • treatments needle punch+coating • seam slippage warp 25 lbs, weft 32 lbs pilling resistance Class 4 • color fastness to light grade 4 at 20 hrs • cleaning W/S

Due to differences in dye batches and variations in printing as well as viewing environments and uneven color fading there will be slight variations in color. Exact matching may not be possible.

**unbeatable service**

# In-Stock Seating fabric options

Swatches on pages 188-189 are not available through the Custom Fabrics Program

## Mid-Century Solids Applicable to: MST55 and PAC Fabric Series




-M17 | Green



-M21 | Blue



-M55 | Dove



-M5 | Tangerine



-M18 | Taupe



-M19 | Navy



-M52 | Cream



-M59 | Cement

**contents** 100% polyester • **surface abrasion** warp & weft over 30,000 cycles (ASTM-D-4157) • **break strength** warp and weft over 50 lbs. (ASTM D5034) • **flammability** CA Tech Bull. 117-2013 • **seam slippage** over 50 lbs (ASTMD 1683) • **pilling resistance** no yarn rupture @300 cycles (ASTM D3514) • **color fastness to light** dry crocking 4.5, wet crocking 4 (AATC 116) • **color to light** grade 4 at 20 hours • **cleaning** W/S

## Linen

Applicable to:  
ETN Series



-L37 | Blue Denim



-L38 | Linen

**contents** 100% polyester • **surface abrasion** 40,000 rubs  
**break strength** 140 lbs warp, 170 lbs fill • **flammability** CA Tech Bull. 117 • **seam slippage** warp 50 lbs, weft 45 lbs **pilling resistance** Class 4 • **color fastness to light** grade 4 at 40 hrs • **cleaning** W/S

## Solid Colors Applicable to: DVS51, WDN51 and SHE



-K12 | Otter



-K14 | Azure



-K21 | Sea



-K26 | Charcoal

**contents** 100% polyester • **surface abrasion** over 50,000 cycles  
**break strength** min warp 280 lbs, weft 180 lbs • **flammability** CA Tech Bull. 117  
**treatments** knitted fabric backing • **seam slippage** warp 41 lbs, weft 46 lbs  
**pilling resistance** Class 5 • **color fastness to light** grade 4 at 20 hrs • **cleaning** W/S

Applicable to: DVS51 and SHE Series



-L32 | Linen  
cleaning W/S

**contents** 80% polyester, 20% linen • **surface abrasion** over 25,000 cycles • **break strength** min warp 250 lbs, weft 150 lbs • **flammability** CA Tech Bull. 117 • **seam slippage** warp 35 lbs, weft 45 lbs • **pilling resistance** Class 4  
**color fastness to light** grade 4 at 40 hrs

Applicable to: MLE Series



-SF2 | Navy



-SF5 | Cream



-SF6 | Charcoal

**contents** 100% polyester • **surface abrasion** over 15,000 cycles • **break strength** min warp 190 lbs, weft 140 lbs • **flammability** CA Tech Bull. 117 • **treatments** pieced fabric • **seam slippage** warp 40 lbs • **pilling resistance** 4 grade  
**color fastness to light** grade 4 at 20 hrs • **treatments** pieced fabric • **cleaning** W/S

Applicable to: DTN Series



-DK1 | Ivory



-DK11 | Sage Green



-DK27 | Navy



-DK30 | Charcoal

**contents** 100% polyester • **surface abrasion** over 15,000 cycles  
**break strength** min warp 20 lbs, weft 15 lbs  
**flammability** CA Tech Bull. 117 • **seam slippage** warp 40 lbs  
**pilling resistance** 4 grade • **color fastness to light** grade 3.5 at 20 hrs • **cleaning** W/S

Applicable to:  
SL4400R Series



-MC3 | Navy



-MC4 | Charcoal

**contents** 85% polyester, 15% cotton • **surface abrasion** over 30,000 cycles • **break strength** min warp 20 lbs, weft 15 lbs • **flammability** CA Tech Bull. 117 • **tensile strength** warp 50 lbs, weft 50 lbs • **pilling resistance** over 300 cycles  
**color fastness to light** grade 4.5 at 20 AFU • **cleaning** W/S

Applicable to:  
BP-DANAC Series



-F45 | Blue Steel



-F46 | Charcoal



-F47 | Wheat

**contents** 100% polyester • **surface abrasion** over 15,000 double rubs • **break strength** min warp 30 lbs, weft 15 lbs  
**flammability** CA Tech Bull. 117 • **seam slippage** warp 150 lbs, weft 150 lbs • **tensile strength** min warp 150 lbs, weft 150 lbs  
**pilling resistance** 300 cycles • **color fastness to light** grade 4.5 at 20AFU • **cleaning** W/S

Due to differences in dye batches and variations in printing as well as viewing environments and uneven color fading there will be slight variations in color. Exact matching may not be possible.

## General Information

### Receiving Instructions:

**If shipment is received damaged, note damage on freight bill at time of acceptance and file claim for appropriate damages from the carrier.** Be certain to also inspect for proper quantity of pallets/cartons and visible damage to cartons that may be evidence of concealed damage -- be certain all notations are made on original freight bill prior to signing. Concealed damage must be reported to the transportation company, in writing, within 15 days from the date of delivery. **Therefore, open all cartons and inspect product immediately upon receipt.** All damaged merchandise claims must be filed directly with the delivering carrier.

**Terms of Sale:** Net 30 days to firms who have established satisfactory credit; otherwise, payment in advance will be required. Past due accounts are subject to a finance charge of 1 1/2 % per month or 18% per annum.

### Shipping Information: F. O. B. FACTORY

TITLE OF GOODS passes to purchaser and our responsibility ceases when shipment is accepted for transportation by any carrier from our factory. Carrier routing will be established by our Traffic Department if not indicated on purchaser's order. All shipments will be on a COLLECT basis unless otherwise instructed on order. If shipment is received damaged, note damage on carrier freight bill at time of acceptance and file claim for appropriate damages from the carrier. Concealed damage must be reported to the transportation company within 15 days from the date of delivery. All damaged merchandise claims must be filed directly with the delivering carrier.

**Returned Goods:** Returned merchandise will not be accepted unless authorized in writing prior to return; ship freight prepaid, in original carton, and if applicable, will be subject to a restocking charge of 20%.

**C.O.M. FABRIC:** Customers own material. Cost: "B" grade pricing. Fabric shipped pre-paid to Office Star® Products. Customers own material is not warranted. C.O.M. Form must accompany fabric or order.

Note: COM orders are custom, and therefore, not subject to return.

**Order Changes and Cancellations:** Due to expedited shipping schedules, Office Star® Products must limit customer changes and cancellations. A restocking charge of 20% will be invoiced for any product cancelled or changed after production has begun. Production normally begins 72 hours after receipt of order.

**SPECIFICATIONS ARE SUBJECT TO CHANGE DUE TO MANUFACTURING IMPROVEMENTS. ALL MODELS SHIP RTA (READY-TO-ASSEMBLE) UNLESS OTHERWISE NOTED. ALL MEASUREMENTS AND WEIGHTS ARE NOMINAL UPS WEIGHT IS THE DIMENSIONAL BILLING WEIGHT FOR UPS SHIPPING**

## TO MAKE A WARRANTY CLAIM

Contact Parts Department via E-mail [parts.department@officestar.net](mailto:parts.department@officestar.net), by Fax 1-909-930-5629, or toll free parts number 1-800-950-7262, Monday through Friday 8:00 a.m. - 3:30 p.m. Pacific Time. Provide model number and description of the problem and obtain confirmation number. At its option, Office Star® Products will:

- a. Supply compatible components of current manufacture.
- b. Repair the customer's component.

**It is the customer's responsibility to prepay freight on any components returned to the factory. Return freight on components covered by warranty will be paid by Office Star® Products.**

---

## Care and Cleaning:

- Vacuum or brush fabrics at least once a week.
- Protect from glaring sunlight.
- Use a damp cloth to clean other surface areas.
- Check screws for tightness, clean and lubricate moving parts such as chair controls and casters every three months.

## Please Note:

Due to differences in dye batches and variations in printing as well as viewing environments and uneven color fading, there will be slight variations in color. Exact matching may not be possible.

---

OSP® Furniture veneer casegoods are to be cleaned with a solution of 9 parts water and 1 part rubbing alcohol. Laminate casegoods can be cleaned with the same solution of 9 parts water and 1 part rubbing alcohol or a non-abrasive cleaner, such as Windex. Always use a clean, non-abrasive, soft cloth.

Natural Wood is made up of millions of cells relying on absorption of pigments and dyes. The absorption rate and capacity of absorption is affected by numerous factors. While each manufacturer has its own processes and wood types and although they may call their finishes by the same name, all natural wood products are subject to variations in shade and product from different manufacturer's and may not exactly match with each other (i.e. Cherry, Mahogany, etc.).

---

## Care and Cleaning of Leather and Vinyl Surfaces:

Many of our products feature leather and vinyl materials that may require some maintenance. For cleaning, we recommend cleaners and conditioners that are made for leather and vinyl surfaces. Begin with a spot test on a small, discreet area to ensure the cleaner will not damage or discolor the upholstery. Once proven safe, apply the cleaner and gently rub in circular motion the surface with a microfiber cloth. You may choose to apply a conditioner and use the cloth to buff and rehydrate the coat for a pristine appearance.





# Limited Product Warranty

## Systems *IN STOCK*

Systems furniture is warranted from the date of purchase, against failure due to material and workmanship as follows:

- Lifetime on metal, plastic and wood component parts
- 5 years on electrical, lighting, laminate worksurfaces and moving parts
- 3 years on fabric

- OYF222 height adjustable base = 5 years frame, 2 years electrical
- SFT4530 soft-close table base = 6 years
- MMGB4072 mobile magnetic glassboard = 3 years

## Metal Filing/Pedestals/Storage

- Limited lifetime warranty against failure due to materials and workmanship

## Casegoods

- 10 years against failure due to materials and workmanship
- Laminate finishes = 5 years
- Veneer finishes = 3 years
- OSP ASCEND II™ Electric Height Adjustable = 5 years
- OSP ASCEND II™ Single-Motor Base = 3 years

- OSP ASCEND II™ Monitor Arms = 3 years
- PHAT Tables Pneumatic Height Adjustable = 3 years
- SPX Monitor Arms = 2 years
- Electrical/USB Power Stations (EXPPOW1, TUXPOW1) are warranted for a period of 1 year

## Grain, color and finishes

Variation of grain and color are natural, inherent characteristics of wood, a living material. This variation is part of the beauty of real wood and anticipated in wood furnishings. Therefore, OSP® Furniture is not warranted to match in grain or color or texture. It is a natural phenomenon for wood grain to change in color as it ages, and wood finishes are not warranted for color-fastness.

## Warranty Exclusions

All warranties are limited to the original purchaser for normal commercial usage defined as a standard forty hour work week by persons in an office environment. This warranty will not cover labor, freight or damage from misuse, abuse, negligence, alteration, assembly, installation, attachments, accident, vandalism, acts of nature or any other event beyond the control of Office Star Products. The warranty does not cover cosmetic damage that may result from normal use. Liability for incidental or consequential damages is excluded. The user assumes all risk of injury resulting from use of this product. When usage is more than 40 hours per week, a five year warranty applies to all parts, except fabric and glass, which remain three year warranty.

This warranty applies only to products purchased through authorized OSP Furniture dealers and products sold within the United States of America and the Commonwealth of Canada. This warranty does not apply to products used for rental purposes. This warranty gives you specific legal rights, and you may also have other rights which vary from state to state.

**It is the customer's responsibility to prepay freight on any components returned to the factory. Return freight on components covered by warranty will be paid by Office Star® Products.**

## \*\*\*\*\* CUSTOMERS RECEIVING INSTRUCTIONS \*\*\*\*\*

**INSPECT ON ARRIVAL** This product has been inspected and packaged with durable internal packing and external corrugated. Responsibility for safe delivery was assumed by the carrier at time of shipment. CLAIMS FOR LOSS OR DAMAGE TO THE CONTENTS SHOULD THEREFORE BE MADE UPON THE CARRIER AS BELOW.

**QUANTITY OF PIECES** Check quantity of pallets/cartons received versus freight bill. Sign only for items received. NOTE ANY DISCREPANCIES ON THE FREIGHT BILL AND REQUEST A CLAIM FORM FROM THE CARRIER IMMEDIATELY.

**VISIBLE DAMAGE** Any external evidence of damage MUST BE NOTED ON THE FREIGHT BILL OF LADING AND SIGNED BY THE TRUCK DRIVER. Failure to adequately describe external damage may result in carrier's refusal to honor a damage claim. The form to submit a claim for the damage will be supplied by the carrier.

**CONCEALED DAMAGE OR LOSS** Concealed damage or loss is that which becomes apparent only after unpacking the merchandise. The merchandise may be damaged in transit due to rough and/or excessive handling even though carton may not show external damage. OPEN ALL CARTONS ALL MERCHANDISE IMMEDIATELY. If damage is discovered upon unpacking, REPORT THE DAMAGE, IN WRITING, TO THE CARRIER WITHIN 14 DAYS OF THE DELIVERY DATE AND REQUEST AN INSPECTION REPORT. Cartons and all packing must be held for inspection by carrier. Then, file a claim with the carrier as this damage or loss is the responsibility of the carrier.

**SPACE<sup>®</sup> LIMITED WARRANTY**

Space chairs are warranted from the date of purchase against failure due to material and workmanship as follows:

Lifetime on component Parts  
Including pneumatic cylinder, control  
mechanism, base and casters.

3 Years on upholstery fabric, arm  
pads and foam against wear  
and deterioration

Leather is not warranted against routine  
scratching and scuffing, as leather is subject to  
minor blemishes in use

24/7 Elite chairs (55247SM and 63247SM) are warranted from the date of purchase against failure due to material and workmanship as follows:

- 5 Years on component parts including pneumatic cylinder, control mechanism, base and casters.
- 2 Years on upholstery fabric and foam against wear and deterioration.

All warranties are limited to the original purchaser for normal commercial usage defined as a standard forty hour work week by persons weighing 275 lbs. or less. The 63-11A653R, 63-11A653RHM, 63-37A773HM, 63-E37A773HL, 75-7A773, 75-37A773, 75-47A773 and 75-77A753 are for persons weighing 400 lbs. or less, the 818 & select 829's with self-adjusting mechanism are 300 lbs. or less and the 15-37A720D is 325 lbs. or less. This warranty will not cover labor, freight or damage from misuse, abuse, negligence, alteration, accident, vandalism, rusting, acts of nature or any other event beyond the control of Office Star<sup>®</sup> Products. The warranty does not cover cosmetic damage that may result from normal use. Liability for incidental or consequential damages is excluded. The user assumes all risk of injury resulting from use of this product. When usage is more than 40 hours per week, a five year warranty on all parts applies. This warranty gives you specific legal rights, and you may also have other rights which vary from state to state.

All Space chairs meet or exceed ANSI BIFMA standards.

**It is the customer's responsibility to prepay freight on any components returned to the factory. Return freight on components covered by warranty will be paid by Office Star Products.**

**pro·line II** Warranty

**PRO·LINE II<sup>®</sup> LIMITED WARRANTY**

Pro-Line II<sup>®</sup> chairs are warranted from the date of purchase against failure due to material and workmanship as follows:

- Lifetime on component parts including pneumatic cylinder, control mechanism, base and casters.
- 3 Years on upholstery fabric and foam against wear and deterioration.
- Leather is not warranted against routine scratching and scuffing, as leather is subject to minor blemishes in use.

24/7 Elite chairs (54666) are warranted from the date of purchase against failure due to material and workmanship as follows:

- 5 Years on component parts including pneumatic cylinder, control mechanism, base and casters.
- 2 Years on upholstery fabric and foam against wear and deterioration.

Pro-Line II<sup>®</sup> Desks are warranted from the date of purchase against failure due to material and workmanship as follows:

- Prado Collection = 5 years
- Prado Power/USB Stations (PRDPOW1) = 1 year
- Height Adjustable Tables (HAT) and PRD Tables = 3 years
- Stealth and Primo height adjustable tables = 1 year

All warranties are limited to the original purchaser for normal commercial usage defined as a standard forty hour work week by persons weighing 275 lbs. or less. The 54666 is for persons weighing 300 lbs. or less. The 39200, 81308, 69220C, 69226-EC3 and 69227-3M are for persons weighing 400 lbs. or less. This warranty will not cover labor, freight or damage from misuse, abuse, negligence, alteration, accident, vandalism, rusting, acts of nature or any other event beyond the control of Office Star<sup>®</sup> Products. The warranty does not cover cosmetic damage that may result from normal use. Liability for incidental or consequential damages is excluded. The user assumes all risk of injury resulting from use of this product. When usage is more than 40 hours per week, a five year warranty on all parts applies. This warranty gives you specific legal rights, and you may also have other rights which vary from state to state.

**All Pro-Line II<sup>®</sup> chairs meet or exceed ANSI BIFMA standards.**



### WORK SMART® LIMITED WARRANTY

Work Smart® chairs are warranted from the date of purchase against failure due to material and workmanship as follows:

- 15 Years on all non-moving metal parts.
- 5 Years on component parts including control mechanisms, pneumatic cylinders, wood, plastic parts, base and casters.
- 3 Years on upholstery fabric and foam against wear and deterioration.
- Leather is not warranted against routine scratching and scuffing, as leather is subject to minor blemishes in use.

Office Star® Lounge Seating is warranted from the date of purchase against failure due to material and workmanship as follows:

- 5 Years on Structural integrity of frame.
- 3 Years on wood finishes.
- 1 Year on upholstery fabric and foam against wear and deterioration.
- Leather is not warranted against scratching and scuffing, as leather is subject to minor blemishes in use. Minor variations in color, texture and grain are a natural part of leather hides, and therefore are not covered by this warranty.

Office Star® Occasional Tables are warranted from the date of purchase against failure due to material and workmanship as follows:

- 5 Years on structural integrity.
- 3 Years on wood finishes.

All warranties are limited to the original purchaser for normal commercial usage defined as a standard forty hour work week by persons weighing 275 lbs. or less. The BC9601 is for persons weighing 300 lbs. or less. The BC9602 is for persons weighing 400 lbs. or less. The BC9603 is for persons weighing 500 lbs. or less. EX1098, EC1283C & ECH12801 are for persons weighing 350 lbs. or less. This warranty will not cover labor, freight or damage from misuse, abuse, negligence, alteration, accident, vandalism, rusting, acts of nature or any other event beyond the control of Office Star® Products. The warranty does not cover cosmetic damage that may result from normal use. Liability for incidental or consequential damages is excluded. The user assumes all risk of injury resulting from use of this product. When usage is more than 40 hours per week, a two year warranty on all parts applies. This warranty gives you specific legal rights, and you may also have other rights which vary from state to state.

**All Work Smart® chairs are built to meet or exceed ANSI BIFMA standards.**

### ◆ GENERAL CHAIR WARRANTY

Office Star General chairs are warranted from the date of purchase against failure due to material and workmanship as follows:

- 2 Years on all non-moving metal parts.
- 1 Year on component parts including control mechanisms, pneumatic cylinders, wood, plastic parts, base and casters.
- 1 Year on upholstery fabric and foam against wear and deterioration.
- We cannot warrant leather against routine scratching and scuffing, as all leather is subject to minor blemishes in use.

All warranties are limited to the original purchaser for normal residential usage by persons weighing 200 lbs. or less. This warranty will not cover labor, freight or damage from misuse, abuse, negligence, alteration, accident, vandalism, rusting, acts of nature or any other event beyond the control of Office Star® Products. The warranty does not cover cosmetic damage that may result from normal use. Liability for incidental or consequential damages is excluded. The user assumes all risk of injury resulting from use of this product. This warranty gives you specific legal rights, and you may also have other rights which vary from state to state.

Office Seating under “◆ General Warranty” are not intended for commercial use (40-hour work week).

**It is the customer’s responsibility to prepay freight on any components returned to the factory. Return freight on components covered by warranty will be paid by Office Star® Products.**


---

### MULTI PURPOSE TABLE AND CHAIR LIMITED WARRANTY

Office Star® Products Warrants, to the original purchaser, all “Work Smart® Series Multi Purpose Tables and Chairs” to be free from defects in material and workmanship for a period of ten years. This warranty will not cover labor, freight or damage from misuse, abuse, negligence, alteration, accident, vandalism, rusting, acts of nature or any other event beyond the control of Office Star® Products. This warranty does not cover cosmetic damage that may result from normal use. Liability for incidental or consequential damages is excluded. The user assumes all risk of injury resulting from use of this product. All Table Warranties are limited to 350 lbs. of distributed weight over the entire table top surface. All chair warranties are limited to normal usage by persons weighing 200 lbs. or less. This warranty gives you specific legal rights, and you may also have other rights which vary from state to state.




## Seating Features



### Pneumatic Seat Height Adjustment

Allows quick and easy adjustment regulates height of chair relative to floor.




### Back Height Adjustment

Allows positioning of lumbar support within a fixed range to alleviate back stress.



### Seat Depth Adjustment

Positions chair back relative to seat to reduce pressure on the buttocks and thighs for both taller and shorter users.



### 360° Swivel

Chair rotates a full 360° in either direction for ease of motion. Standard on every executive and task chair.



### Tilt

Pivot point located directly above center of chair base (white dot indicates pivot point).



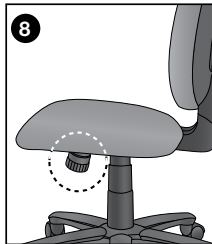
### Mid-Pivot Knee Tilt

Pivot point located slightly ahead of center of gravity (white dot indicates pivot point). Allows user to recline at a slightly more relaxed angle than conventional center tilt.



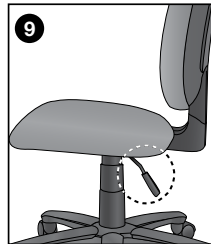
### 2-to-1 Synchro Tilt

Back reclines at 2-to-1 ratio to seat angle. Allows user to recline while keeping seat cushion relatively level to floor.




### Tilt Tension

Controls rate and ease with which chair reclines for different weights and strengths of users.



### Tilt Lock

Locks out tilt function when chair is in upright position.



### Multi-Task Control

Adjusts seat and back angles with a single lever (infinite locking within a fixed range), reducing fatigue in back and thighs.



### Dual Function

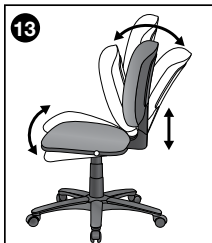
Two levers modify:

- Angle of back relative to seat
- Forward tilt (for keyboard-intensive applications).



### Flex Back

Back tilts with pressure. Allows user to recline while keeping seat cushion level to floor. Includes Flex tension Adjustment



### Multi-Function

Three levers to modify angle of back relative to the seat, control tilt and forward tilt for keyboard intensive activities. Tilt is free float or locking within a fixed range. This control may also have ratchet back height adjustments.



### Auto Adjusting Synchro Tilt

This self adjusting control uses your weight to balance the force needed to recline the back. Back tilt is controlled by a single lever which will lock in 5 positions. When tilting the seat tilts at a 4-to-1 ratio to the back.



### Seat Slider


Allows adjustment of seat to move forward and back to its original position.

## Seating Features


There are many features to consider when selecting the perfect chair to suit your needs. The above symbols will help you choose the product capabilities that are right for you. These symbols are referenced throughout this catalog to help you quickly identify each chair's features. The descriptions of the features shown are meant to be general explanations. The actual functions of the features may vary slightly.

Pick the Right Seat Height

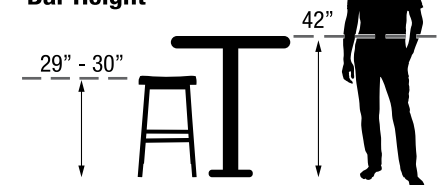
### Seat Height vs Table Height



### Seat Height vs Counter Height



### Seat Height vs Bar Height





**CORPORATE OFFICE  
& WAREHOUSE**

P. O. Box 3520, Ontario, CA 91761  
p. 909.930.2000  
p. 800.950.7262 | f. 909.930.5349

**NEW JERSEY  
DISTRIBUTION CENTER**

1 Oxford Drive, Moonachie, NJ 07074  
p. 201.393.0900  
p. 800.872.3375 | f. 201.393.0955

**KENTUCKY  
DISTRIBUTION CENTER**

5100 Jeff Commerce Drive, Suite102  
Louisville, KY 40219  
p. 909.930.5924 | f. 909.930.9594

**TEXAS  
DISTRIBUTION CENTER**

1600 Tech Centre Parkway  
Arlington, TX 76014  
p. 909.930.2000 | f. 909.930.5419



**JANUARY 2025  
LIST PRICER**

Supersedes July 2024



[www.officestar.net](http://www.officestar.net)

Copyright © November 2024 Office Star® Products - All Rights Reserved